

FINAL REPORT

INTER-AMERICAN DIVISION GLOBAL CHURCH MEMBER STUDY, 2021

Universidad de Montemorelos, Libertad 1300 pte.
Montemorelos, N.L. México, C.P. 67500.

Contact: Andrés Díaz-Valladares
E-mail: rdiaz@um.edu.mx. Tel. +52 826 263 5249

Submitted to
The General Conference Office of Archives, Statistics, and Research

12501 Old Columbia Pike. Silver Spring, MD. 20904-6600 USA
research@gc.adventist.org / Date: May 22, 2022

Principal Investigator(s)

Andrés Díaz-Valladares, PhD, Postgraduate
Studies/Research Office CEO at Montemorelos University,
e-mail: rdiaz@um.edu.mx, Cell: +52 1 826 100 0140

Team Members

- Jeshúa Moreno, BBA, Support for Institutional Research Project Coordination, jeshuamoreno@um.edu.mx
- Raúl Rodríguez, PhD, Director of the Educational Research Center, rrodriguez@um.edu.mx
- Omar Flores, PhD, Professor at the Faculty of Administration, Montemorelos University, oflores@um.edu.mx
- Daniel Gutiérrez, PhD, Professor at the Faculty of Engineering and Technology, Montemorelos University, daniel.gutierrez@um.edu.mx
- Iliyetzana Báez Supelano, Student at the College of Health Sciences, Montemorelos University, 1180449@alumno.um.edu.mx

TABLE OF CONTENTS

CONTEXT	3
TECHNICAL SUMMARY	4
RESEARCH TEAM INVOLVEMENT	5
METHODS	6
Preparing the Survey Instrument, Selecting the Respondents	6
Gathering the Data Sets	6
Logistics for gathering the data sets.	6
Analyzing the Data Sets	6
RESULTS	7
Section P (Section 1): Personal Demographics	7
Section D (Section 2 Of 7): Household & Religious Demographics	9
Section R (Section 3 Of 7): Religious Behaviors And Roles	14
Section A (Section 4 Of 7): Religious Attitudes And Experiences	17
Section B (Section 6 Of 7): Beliefs	20
Section H (Section 7 Of 7): Health	23
ANNEXED GENERAL DATA	26

CONTEXT

This document is the final written report of the research carried out in the Inter-American Division (IAD) of Seventh-day Adventists in the period 2021 - 2023 on the current state of religious behavior, attitudes and experiences, well-being, beliefs, and health. In addition, how the church, the family and the congregational climate explain the spiritual experience of the members of the Adventist church inside and outside of it.

The research was sponsored by the General Conference of Seventh-day Adventists under the direction of the Department of Research and Archives, which provided the basic analysis plan and worked closely with the Directorate of Graduate and Research at Montemorelos University.

The DIA comprises 42 countries, three major language groups, and a wide variety of cultures and ethnicities. The Division has 3,677,901 active church members (2021 Yearbook) in 15,618 local churches belonging to 24 Unions. The countries included in the Inter-American field are: Anguilla, Antigua and Barbuda, Aruba, Bahamas, Barbados, Belize, British Virgin Islands, Cayman Islands, Colombia, Costa Rica, Cuba, Curacao, Dominica, Dominican Republic, El Salvador, French Guiana, Grenada, Guadeloupe, Guatemala, Guyana, Haiti, Honduras, Jamaica, Martinique, Mexico, Montserrat, Nicaragua, Panama, Puerto Rico, Saint Kitts and Nevis, Saint Lucia, Saint Vincent and the Grenadines, Sint Maarten, Suriname, Trinidad and Tobago, Turks and Caicos Islands, United States Virgin Islands, and Venezuela (Bolivarian Republic); the French overseas collectivities of Saint Barthelemy, and Saint Martin; and the Netherlands's special overseas municipalities of Bonaire, Sint Eustatius, and Saba; comprising the Caribbean, Chiapas Mexican, Cuban, Dominican, French Antilles-Guiana, Inter-Oceanic Mexican, Jamaica, North Colombian, North Mexican, Puerto Rican, and South Colombian Union Conferences; and the Atlantic Caribbean, Belize, Central Mexican, Dutch Caribbean, East Venezuela, El Salvador, Guatemala, Haitian, Honduras, Panama, South Central American, Southeast Mexican, and West Venezuela Union Missions.

TECHNICAL SUMMARY

An objective understanding of the spiritual experiences of Adventist church members will allow diagnosis of the most urgent needs. This descriptive and comparative exploratory study provides church leaders valuable information to guide departmental planning, furthermore, gives the appropriate information about the programs and seminars that need to be developed in the field. Therefore, the following aims were proposed:

- To identify positive and negative perceptions of church members.
- To determine the effectiveness of the programs offered by the local churches and their pastoral leadership.
- To discover the degree of commitment of Adventist church members regarding the church beliefs.
- To determine how church members perceive the congregational climate.
- To share the research findings with other organizations of the IAD.
- To identify the level of participation in programs and service structures of the church.
- To share with the General Conference the findings on faith, beliefs, perceptions, attitudes, and actions of church members from the IAD.

RESEARCH TEAM INVOLVEMENT

The research team members to perform our data collection, management, and analysis are the following:

Project coordinator: Andrés Díaz-Valladares, PhD.; Operative assistant: Jeshúa Moreno, BBA.; Omar Flores, PhD.; Raúl Rodríguez, PhD.; Daniel Gutiérrez, M.Sc.; Iliyetzana Báez, Med Student.

METHODS

Preparing the Survey Instrument, Selecting the Respondents

The survey instrument used was developed by Archives Statistics and Research office. A stratified sample selection method was applied to the random selection of clusters represented by churches in the IAD. The recommended instrument was applied in the official languages of the IAD; Spanish, English, and French.

Gathering the Data Sets

The process used in gathering the data was supported by the church's organizational structure that authorized and facilitated the contact of local leaders for the application of the survey. The process used in collecting the data necessary for the application of this survey was obtained from the list of churches and pastors of each IAD field.

Logistics for gathering the data sets

The first step was to contact the Administrators at each Conference or Mission for the IAD. They provided us with the directory of churches and pastors. After that, based on this information, the first elder of the main churches in each district was contacted, who made a random selection from a sample of churches (5 - 10%). Subsequently, we contacted each of them. The survey material was sent via WhatsApp, using the QuestionPro tool to apply the survey, being protected by each association with an individual password. Finally, data analysis was performed using the SPSS tool. There was a recovery of 28% of the surveys sent.

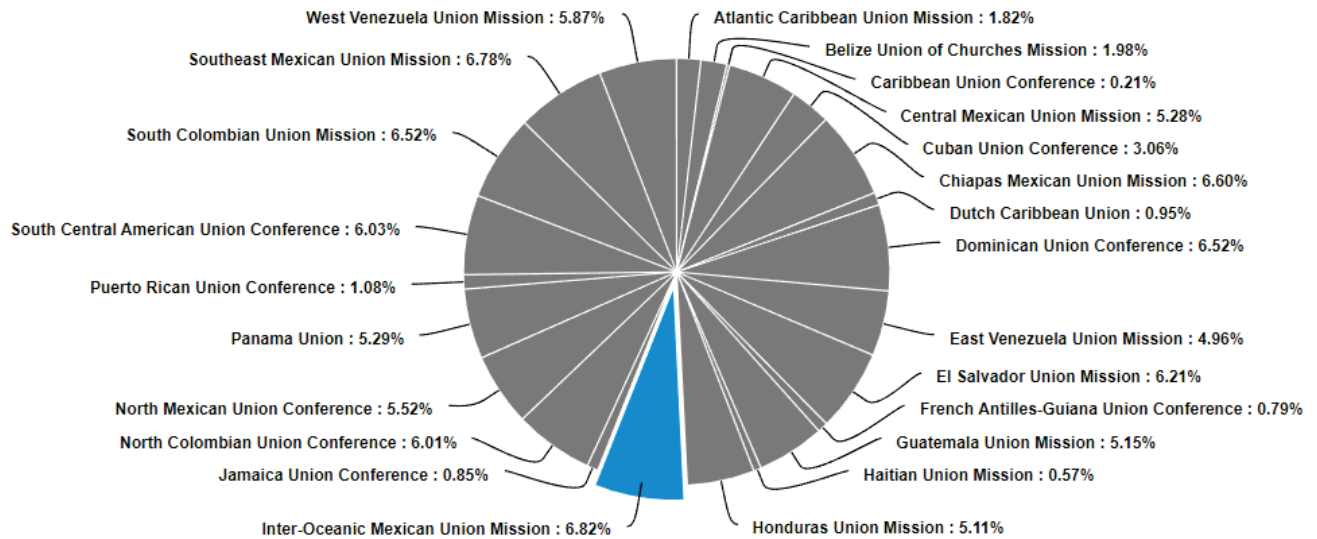
Analyzing the Data Sets

Once the database was created, data was analyzed according to the areas and objectives of the project. It is relevant to note that 6101 surveys were captured and analyzed. The SPSS statistical program was used to analyze the beliefs, perceptions, attitudes, and actions that Church members responded to. Descriptive statistics were used to analyze the survey. Therefore, results are shown in frequency tables or plots. For the construction of all tables in the results section, only the valid values for each item was considered, namely, missing data were omitted.

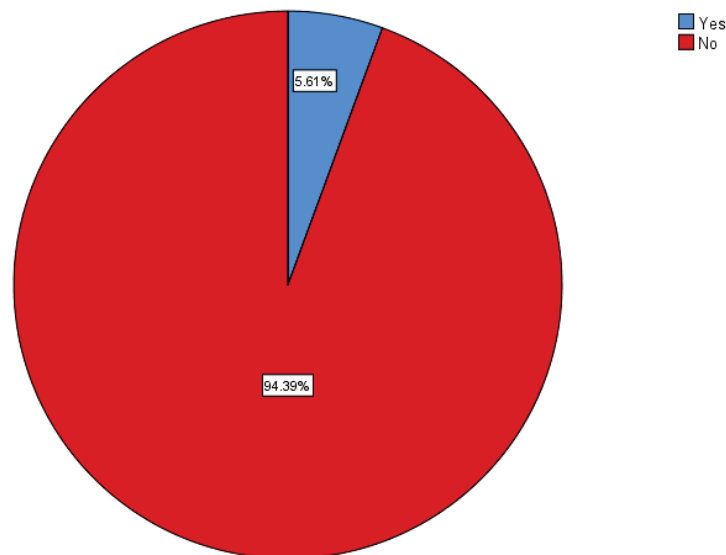
RESULTS

Section P (Section 1): Personal Demographics

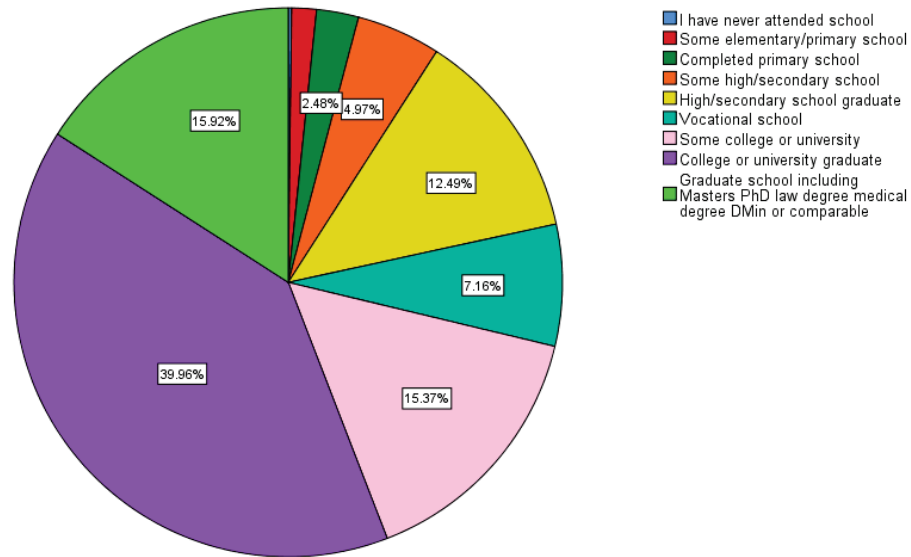
The sample consisted of 6,101 participants, members of 22 unions belonging to the inter-American division (Figure 1). 48% were women and 52% were men; 63% of the participants have indicated that they have not been employed by the Adventist Church, 29% are currently employed, while 8% have been employed in the past.



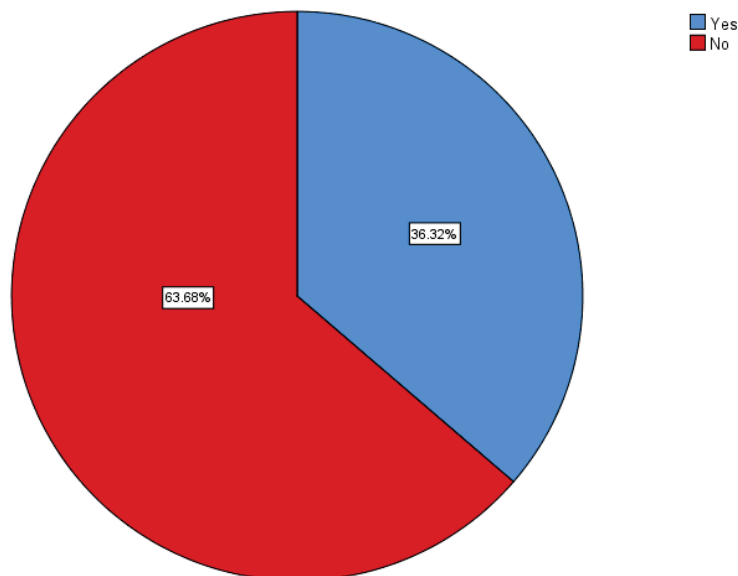
Regarding the category of disability, 94% said they did not have a disability, while 6% had some type of disability (visual, cognitive, movement, deaf, speech, other).



Of the total number of participants, 40% indicated having finished university studies, 16% postgraduate studies, 15% some college or university, 7% vocational school, 12.5% finished high school, 5% some high/secondary school, 2.48% finished primary school, 1.4% some elementary/primary school, while there is a 0.2% that did not attend school.



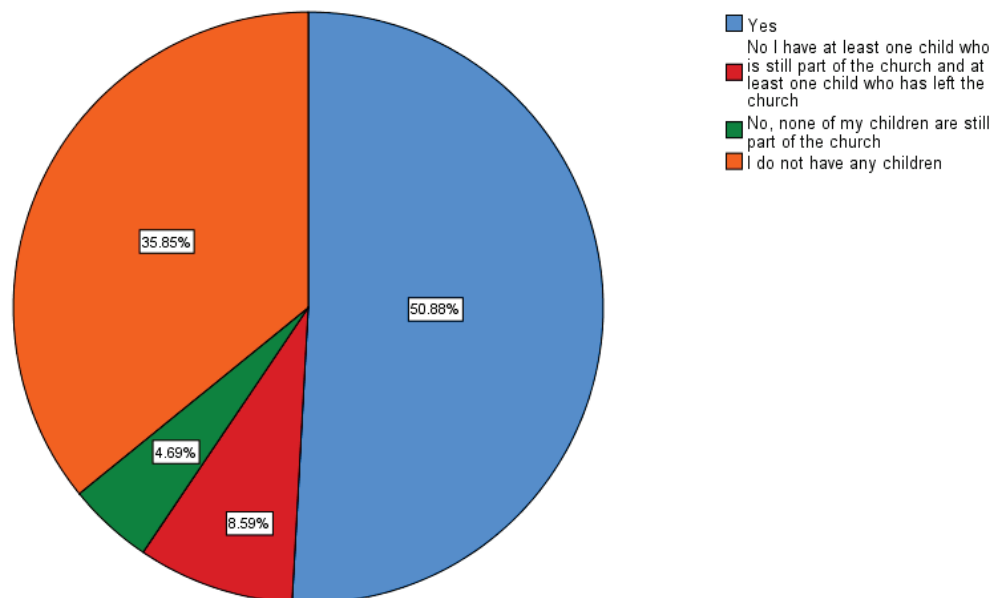
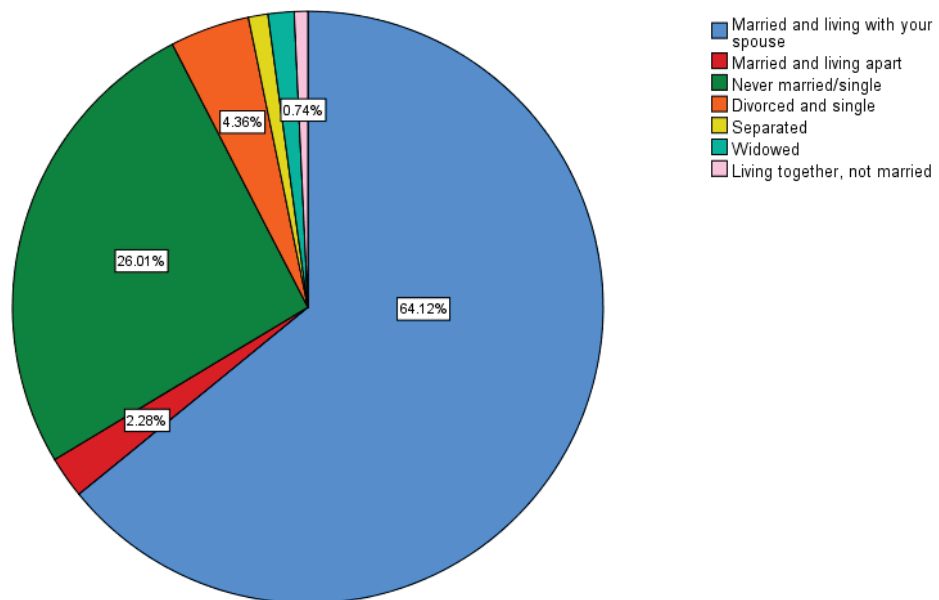
Regarding the formal studies carried out in IASD institutions, 36% studied in IASD institutions, while 67% have not studied in IASD institutions.



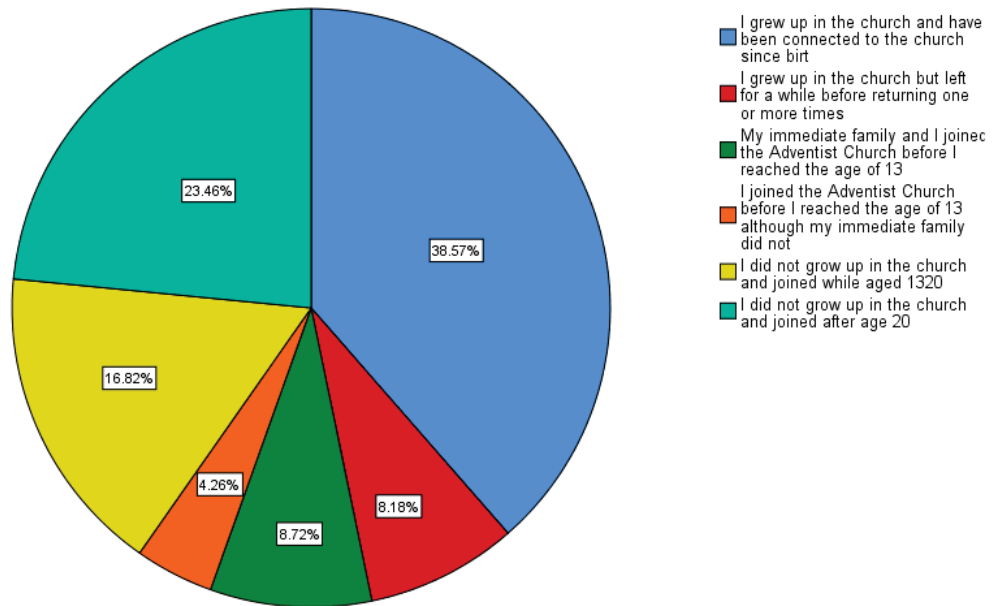
Immigration is another point to highlight, 93% are not immigrants, while 7% are or their parents were.

Section D (Section 2 Of 7): Household & Religious Demographics

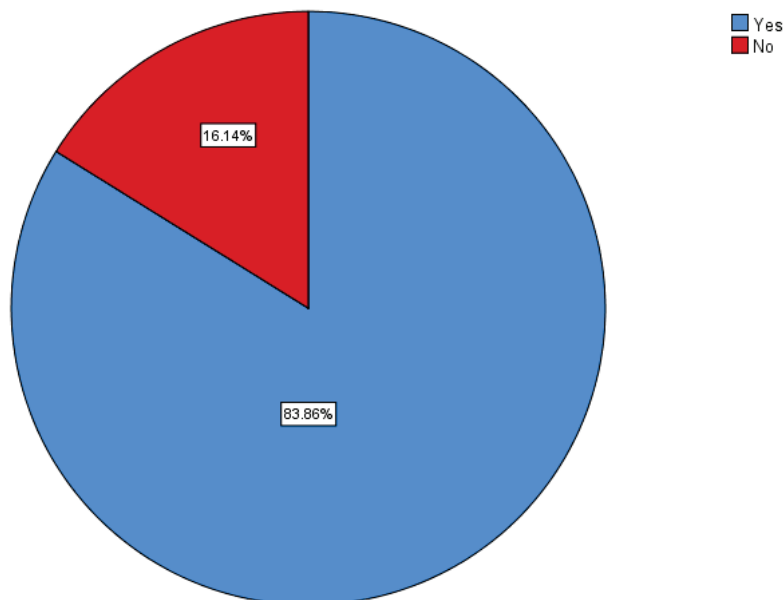
According to the demographics, 29% of the participants have a family conformed with an average of 4 members. 26.7% declared that four members of their family keep Saturday. 64.12% are married and living with their spouse, 2.8% are married and living apart, 26.1% are single, 4.36% are divorced, 1.07% are separated, 1.43% are widowed, while .74% of the participants declared living in a free union.



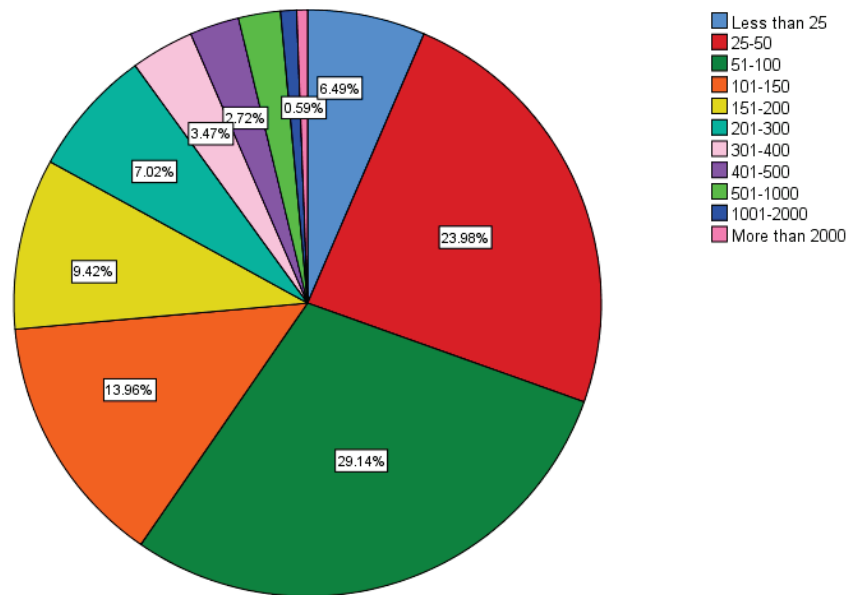
In figure 7 we can see that 38.57% of the surveyed indicated that they were Adventists from birth, 23.46% joined the church after the age of 20, 16.82% did so between the ages of 13 and 20, 8.72% indicated that they and their family joined the church before they were 13 years old, 8.18% indicated that they grew up in it and returned, 4.26% joined the church before 13 even though their family never came together.



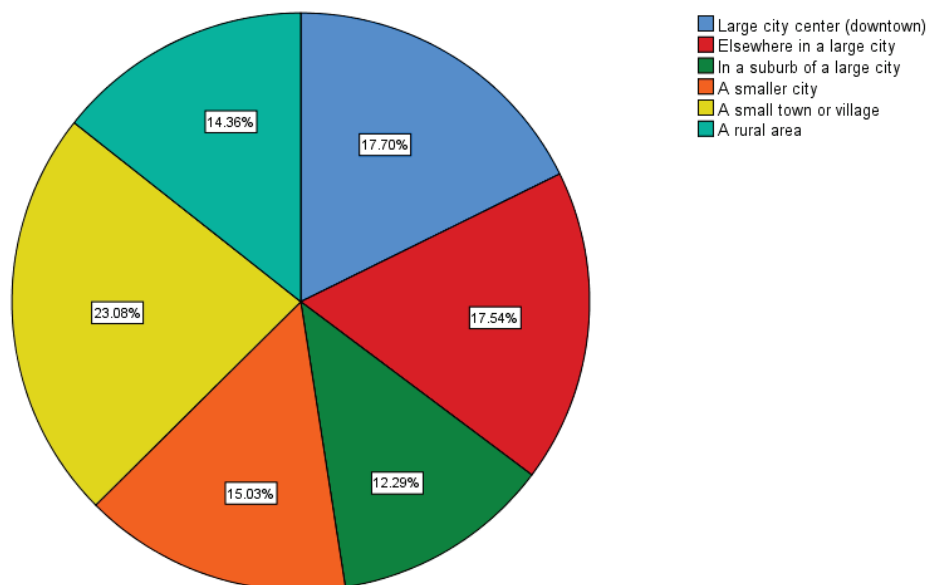
Regarding their participation in the church, 84% have an ecclesiastical position or leadership position within the church.



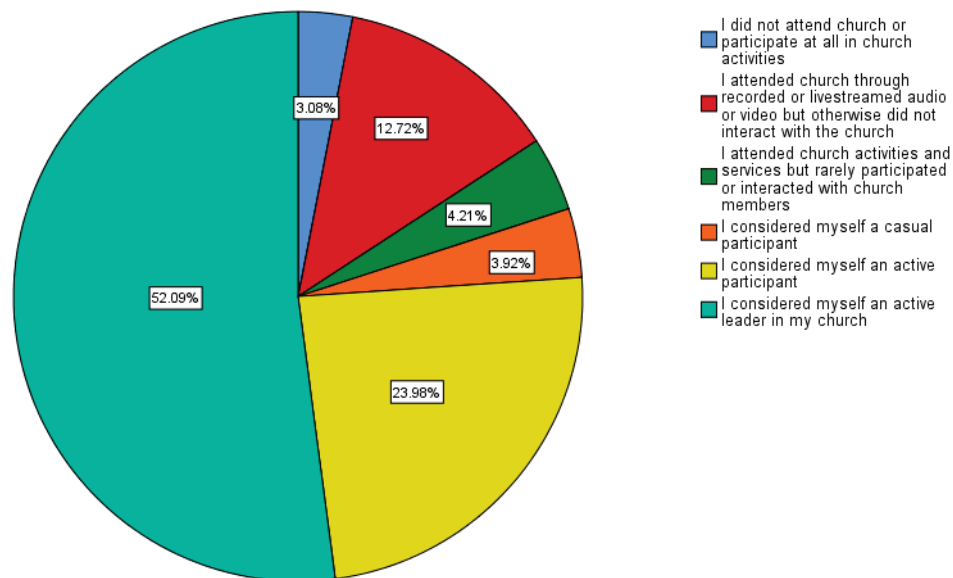
29.14% of the participants attend a church that has a membership of between 51 and 100 members, 23.98% has a membership of between 25 and 50 members, 13.96% has a membership of between 101 and 150 members, 9.42% has a membership of between 151 and 200 members, 7.02% have a membership of between 201 and 300 members, 6.49% have a membership of less than 25 members, and 9.98% attend a church that has a membership of more than 301 members.



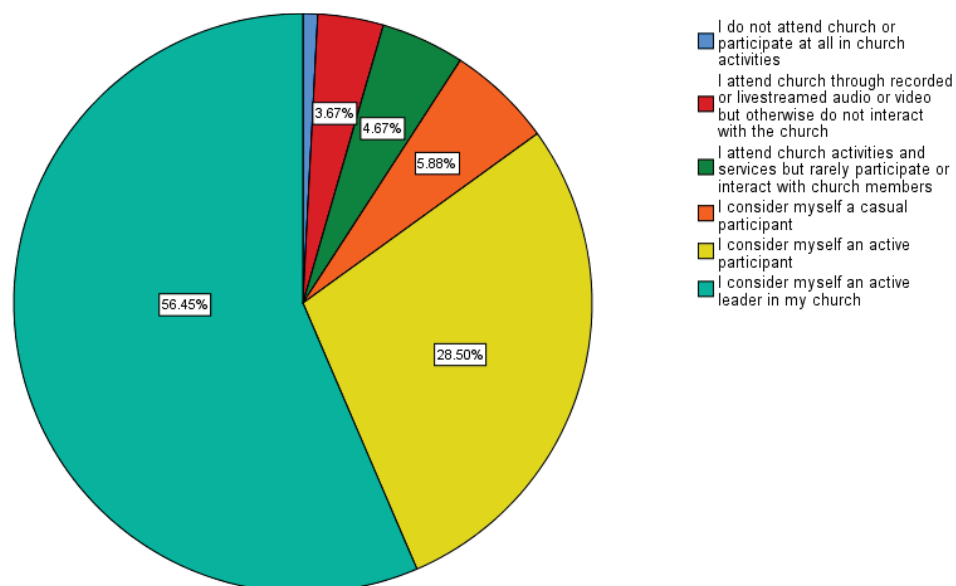
Regarding the location of the churches, it is observed that 23.08% are in a small city or town, 62.56% in a city, and 14.36% in a rural area.



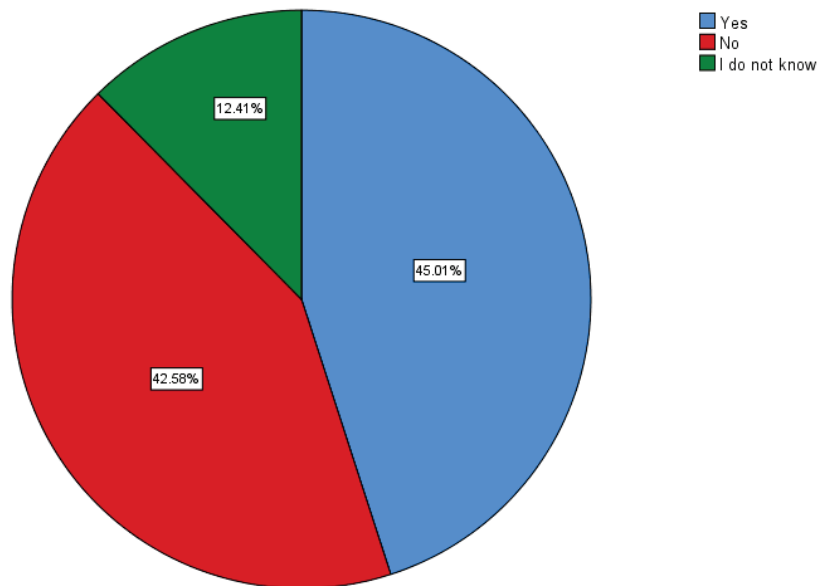
Starting in 2020, many parts of the world were affected by a pandemic known as the coronavirus pandemic or the COVID-19 pandemic. The coronavirus pandemic changed how some people participate with their church, in this context it was observed that before the pandemic, 52.09% of those surveyed considered themselves active leaders of their churches, 23.98% considered themselves active members, the 12.72% attended their church virtually, 4.21% also attended virtually but did not interact with other members, 3.92% considered themselves an occasional participant, and 3.08% did not participate at all.



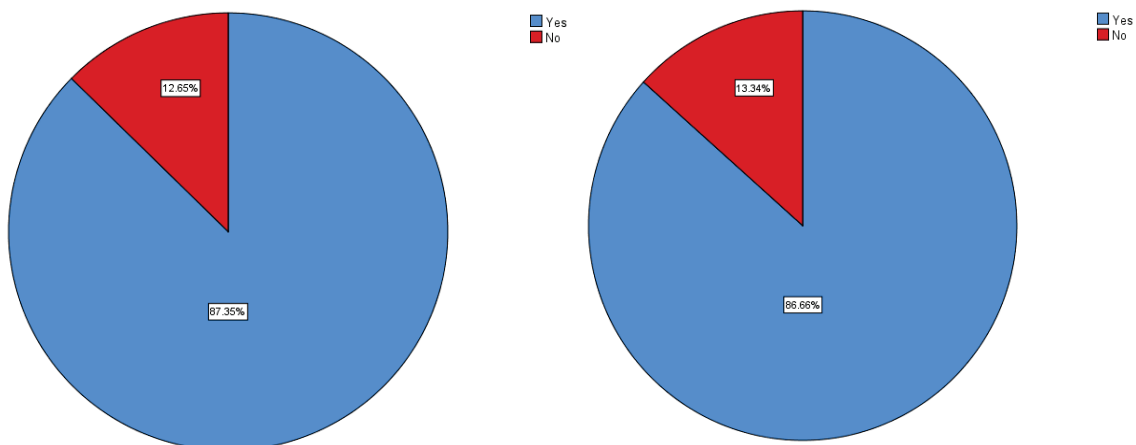
Currently, after the coronavirus pandemic, how some people participate with their church has changed, 56.45% of those surveyed consider themselves active leaders of their churches, 28.50% consider themselves as active member, 5.88% occasional participant, 4.67% attend church but rarely participate or interact with other members, 3.67% attend virtually, and .82% do not attend or participate in any way.



During the pandemic, opportunities arose to create new ministries, in this context it was observed that 45.01% of those surveyed mentioned that new ministries were created in their churches, 42.58% mentioned that they were not, and 12.41% did not know that information.

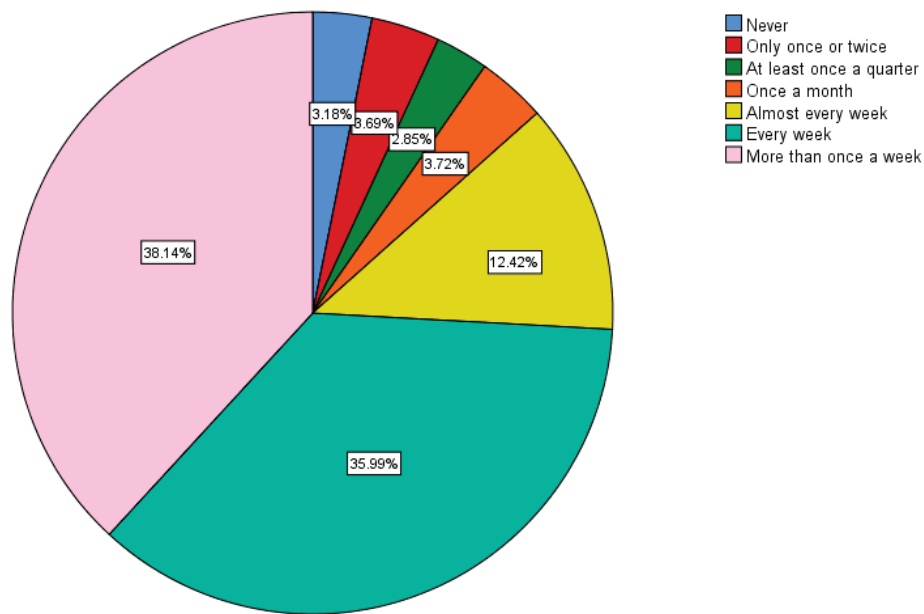


Regarding tithes and offerings, it was observed that 87.35% of those surveyed had some method (electronic or some other means) to continue contributing normally with their tithe, while 86.66% did so with their offering, for on the other hand, 12.65% make their tithes and 13.34% their offerings.

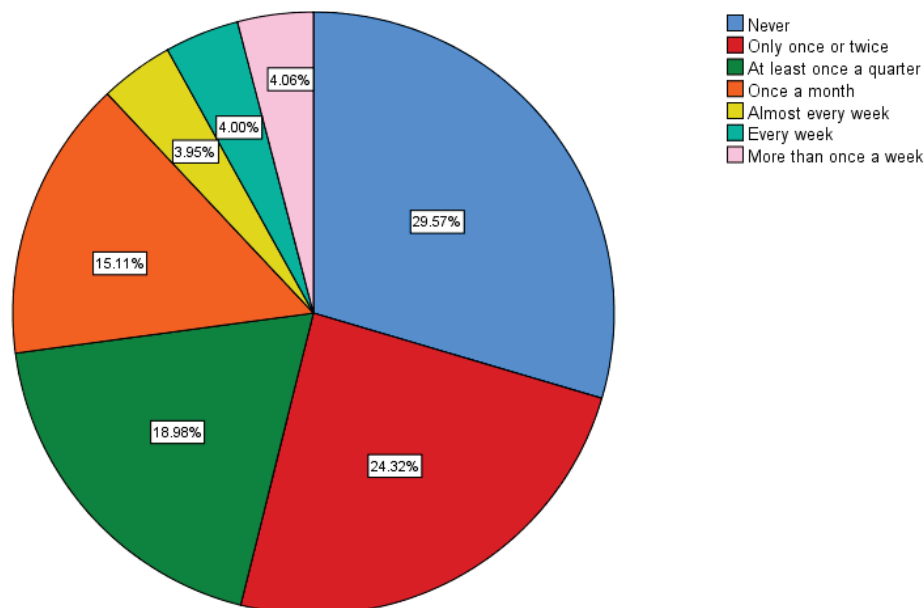


Section R (Section 3 Of 7): Religious Behaviors And Roles

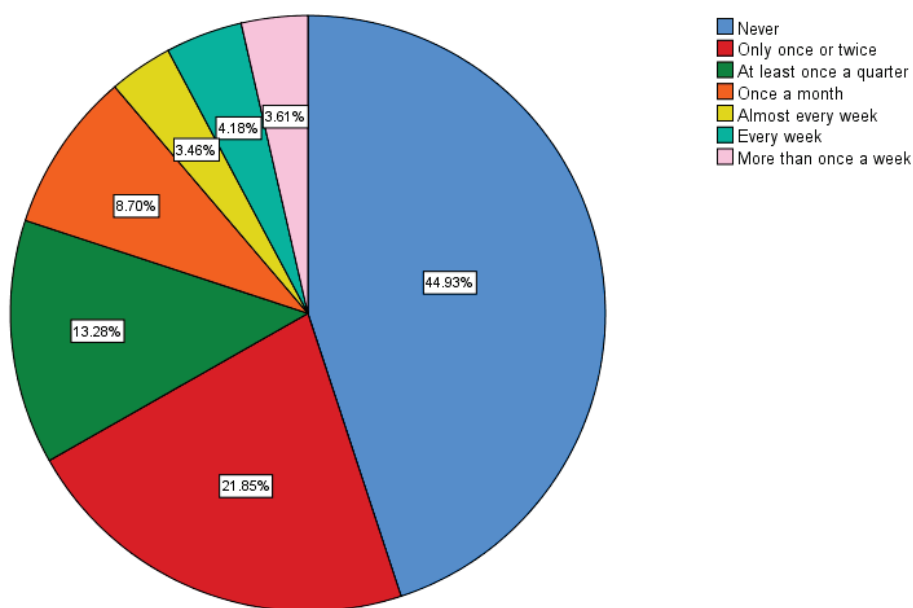
Regarding the activities programmed by the church, the results that are perceived in these issues are presented. It can be observed that 38.14% of the members of the church, in the Inter-American Division attend the temple more than once a week, 35.99% attend once a week, 12.42% do it almost every week, 3.72% once a month, 2.85% at least a quarter, 3.69% only once or twice and 3.18% never attend the temple.



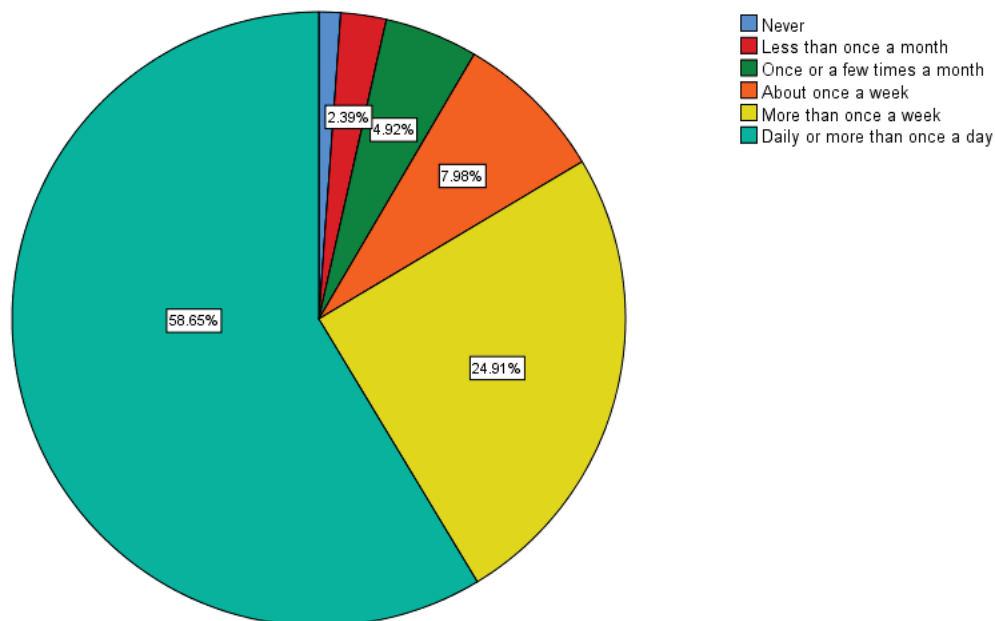
Regarding pastoral visits, 29.57% mention never having received a visit, 24.34% mention receiving occasional visits, 18.97% at least once a quarter, 15.1% once a month, 3.95% almost every week, 4% every week and 4.06% more than once a week.



Regarding the visits of the elders of the church, 44.93% mention never having received a visit, 21.85% mention receiving occasional visits, 13.28% at least once a quarter, 8.70% once a month, 3.46% almost every week, 4.18% every week and 3.61% more than once a week.



Regarding religious activities that are often carried out alone or with the family, it was found that 58.66% of those surveyed read the Bible more than once a day, 24.9% more than once a week, 7.98% about once a week, 4.91% once or a few times a month, 2.41% less than once a month, 1.15% never read the bible.



Several specific programs and initiatives have been developed by the General Conference of the Seventh-day Adventist Church for churches around the world. IAD members have participated or heard about these programs as follows: 61.33% have heard or participated in "I Will Go Strategic Focus 2020-2025", 62.16% have heard or participated in the "Total member involvement" program, 57.66% have heard or participated in the "Revival and Reformation" program, 24.41% have heard or participated in "Mission to the Cities", 33.64% in Comprehensive Health Ministry, 39.06% in "Believe His Prophets", 74.82% in "10 Days of Prayer", 18.86% from "Adventist Possibility Ministries", 59.32% from "Annual Week of Prayer", 34.14% from "Global Mission" and "25.74% from Enditnow".

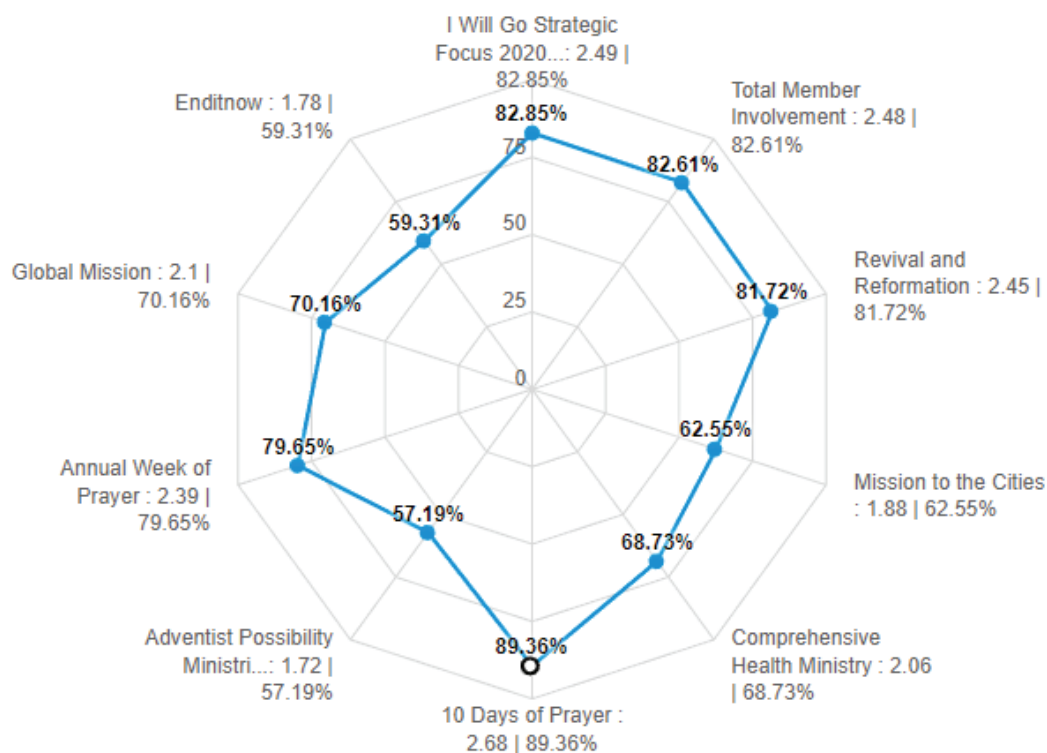
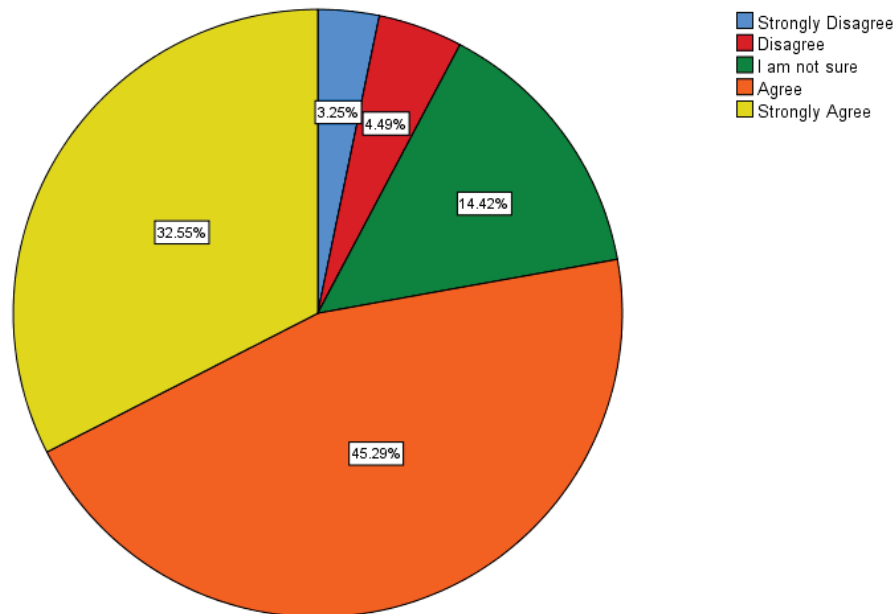


Figure 20

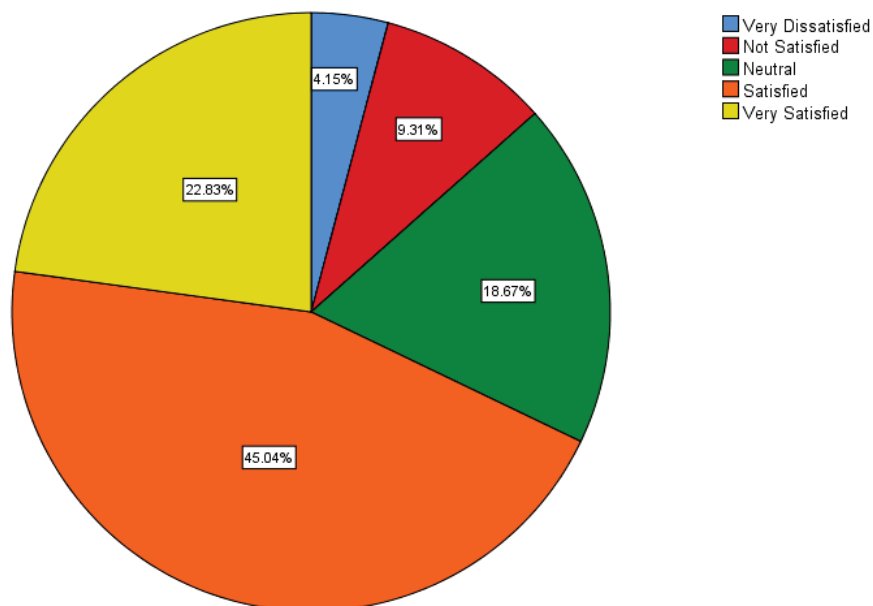
Section A (Section 4 Of 7): Religious Attitudes And Experiences

The members of the Adventist Church must know the issues that concern the development of their spiritual life, so the data obtained in this topic is presented.

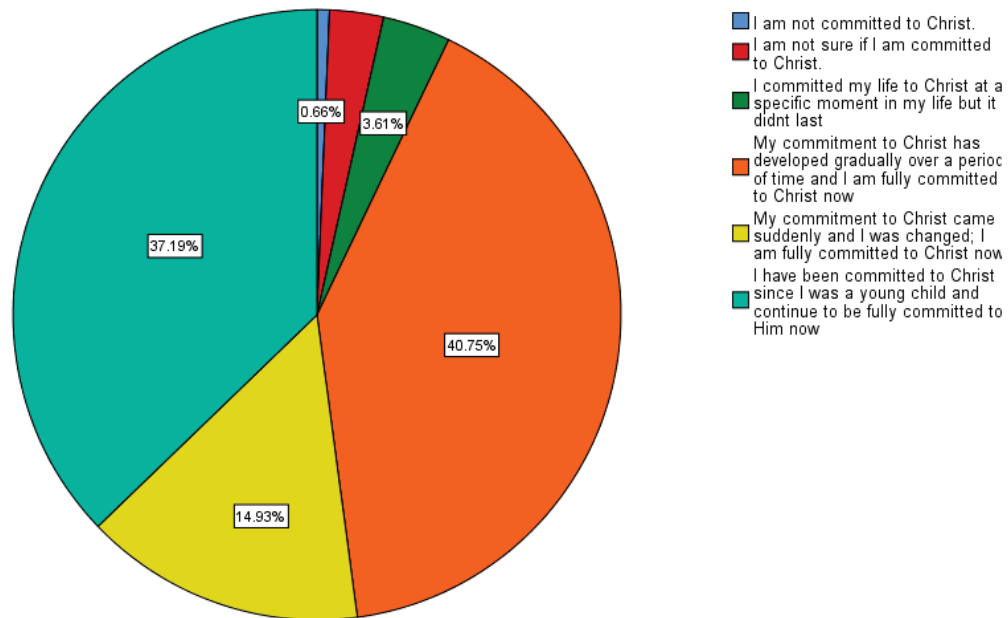
Regarding the opinion that the members of the church in the Inter-American Division have regarding their local church, its role and reputation in their community, it was observed that 32.56% strongly agree, 45.29% agree, 14.14% are not sure , 4.49% disagree and 3.24% strongly disagree.



In this context, 22.8% are satisfied with their local church, 45.06% satisfied, 18.69% neutral, 9.3% are not satisfied and 4.14% very dissatisfied.



Of the population, 40.76% developed a gradual commitment to Christ and are now fully committed to Him, 37.19% have been committed to Christ since they were a small child and continue to be fully committed to Him, 14.93% made a sudden commitment, change, and remain fully committed to Christ, 3.6% made a commitment at a specific moment in their life but it did not last, 2.86% are not sure of their commitment to Christ and .65% are not committed to Christ.



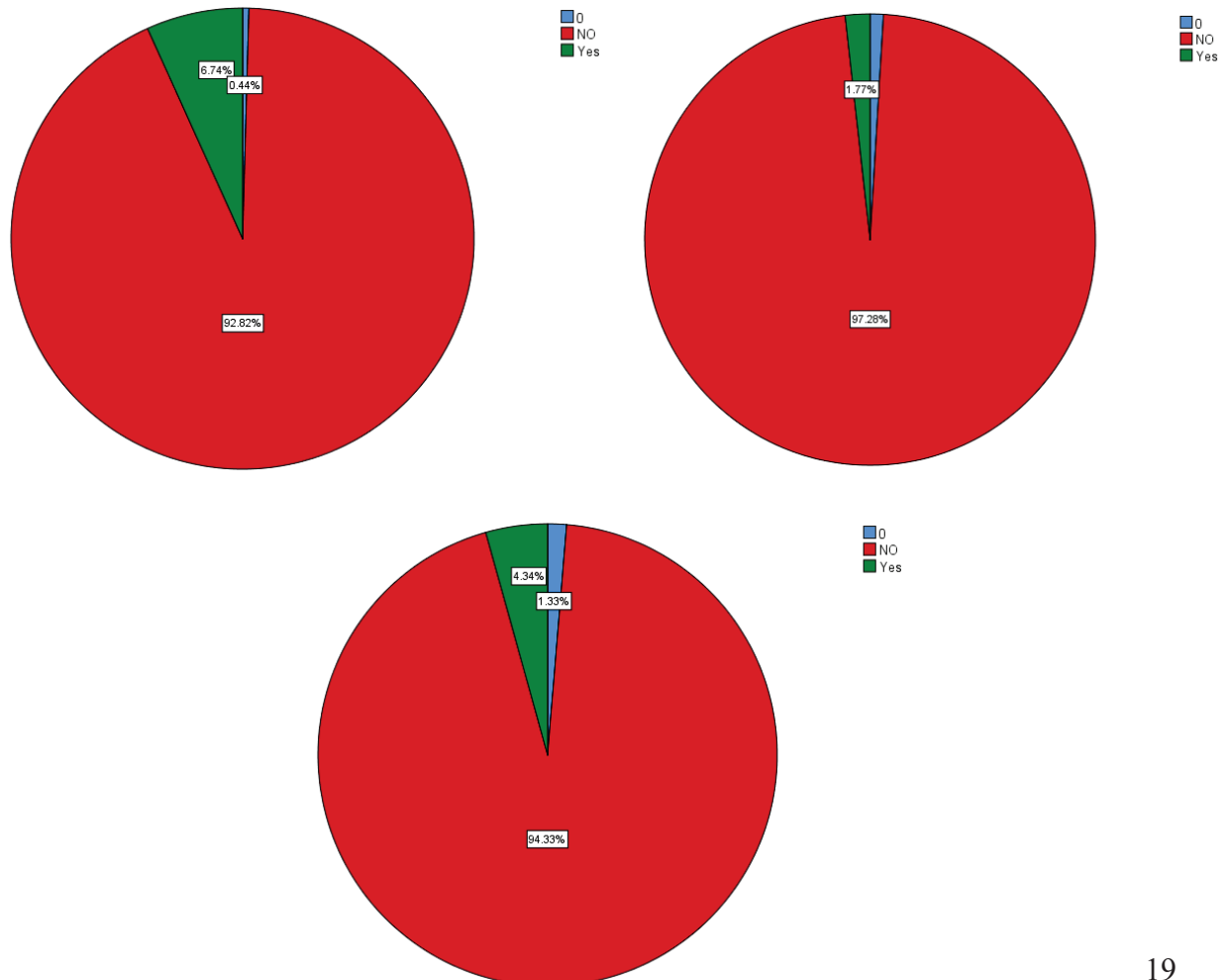
The observance of the Sabbath is part of the religious life of the church. The measurement scale for this question is as follows: 1. Strongly disagree, 2. Disagree, 3. Not sure, 4. Agree, 5. Strongly agree. Table (1) indicates that 67.09% of the population fully agrees that when they keep the Sabbath faithfully, they better cope with the stress of the week and 72.52% fully agree that keeping the Sabbath is part of their being and They don't do it out of commitment.

Statement	Strongly Disagree	Disagree	I am not sure	Agree	Strongly Agree
When I keep the Sabbath faithfully, I cope better with the stresses of the week.	184 3.01%	97 1.59%	286 4.68%	1443 23.62%	4098 67.09%
Keeping the Sabbath is part of who I am, not something that I do because I have to	133 2.18%	59 0.97%	187 3.06%	1299 21.27%	4429 72.52%

The scale (1. Not true at all for me, 2. A little true for me, 3. Somewhat true, 4. Mostly true, 5. True for me a great deal) analyzed the spiritual growth of the participants. In the last 12 months, the participants affirmed the following: 38% True for me a great deal, 33% said Mostly true, 16.98% Somewhat true, 6.24% A little true for me and 2.75% said they had no spiritual growth in the last year.

Not true at all for me	A little true for me	Somewhat true	Mostly true	True for me a great deal
168 2.75%	381 6.24%	1037 16.98%	2186 35.79%	2336 38.24%

A crucial issue in society is suicide, that is why it was analyzed in this study, and it was found that 6.78% of the members of the Adventist Church who were surveyed have had suicidal thoughts, 1.79% have attempted suicide and 4.4% have hurt themselves.



Section B (Section 6 Of 7): Beliefs

The content of the first question of section 6 "Beliefs", which is made up of 42 items, was analyzed. The instrument used was the 5-point Likert-type measurement scale: 1: Totally disagree, 2: Disagree, 3: I'm not sure, 4: Agree, 5: Totally agree.

In the results obtained, those that were marked by the participants as "totally agree" stand out and are the following: 77.43% The Seventh-day Adventist Fundamental Beliefs are the teaching of the Holy Scriptures, 86.48% Salvation is only through Jesus Christ, 70.74% I believe that God created the world in six literal days in the relatively recent past, 33.89% I will not get to Heaven if I do not perfectly obey God's law, 4.18% Christians can turn to witches or spiritual healers for protection or heal them, 92.08% The true Sabbath is the seventh day (Saturday), 81.57% Ellen G. White's writings are the result of the spiritual gift of prophecy, 76.36% The doctrine of the sanctuary is vital to Adventist theology, 76.28% Seventh-day Adventist Fundamental Beliefs as a whole reflect the loving and kind character of God, 16.41% To receive God's grace, I must first live by His rules, 69.49% Tithing of all people is still required by God , 75.77% The Bible teaches that marriage is a union between a grown man and a grown woman.

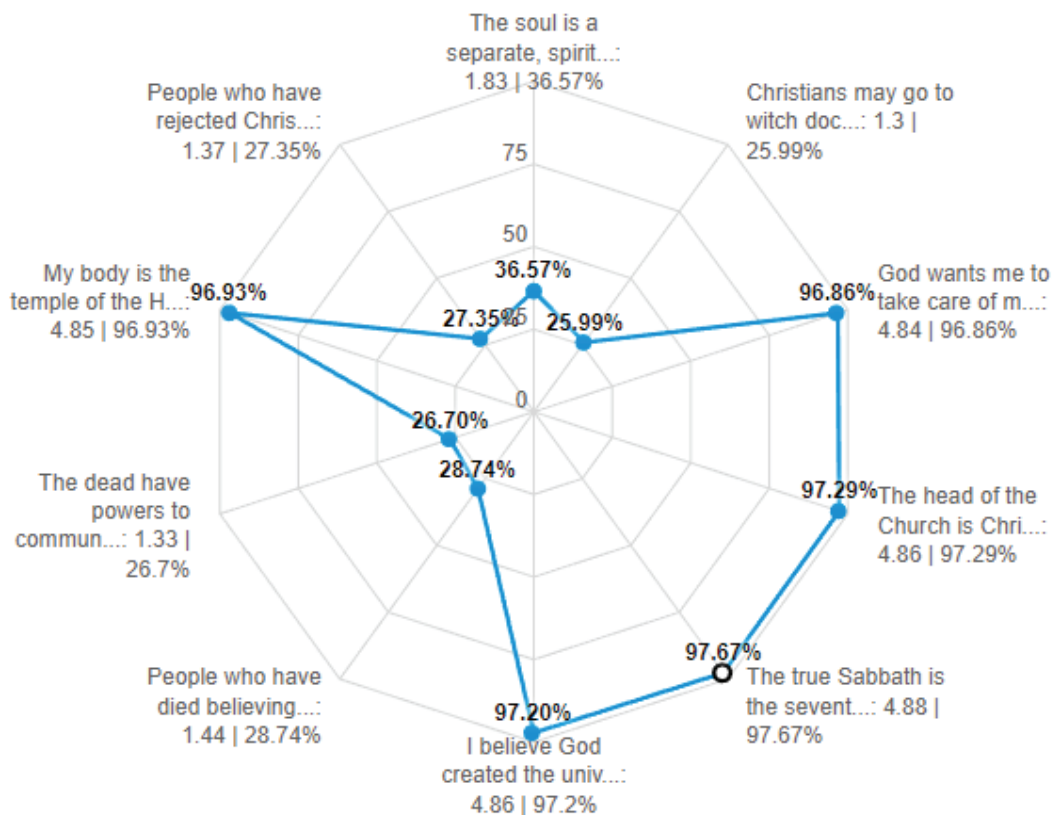
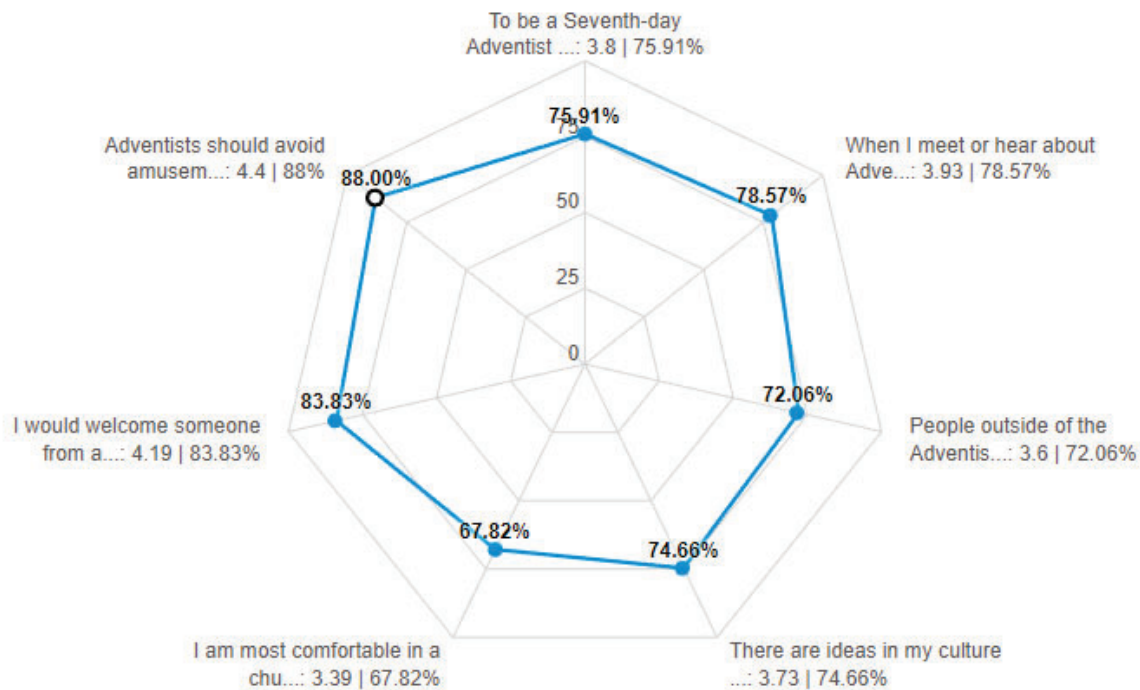


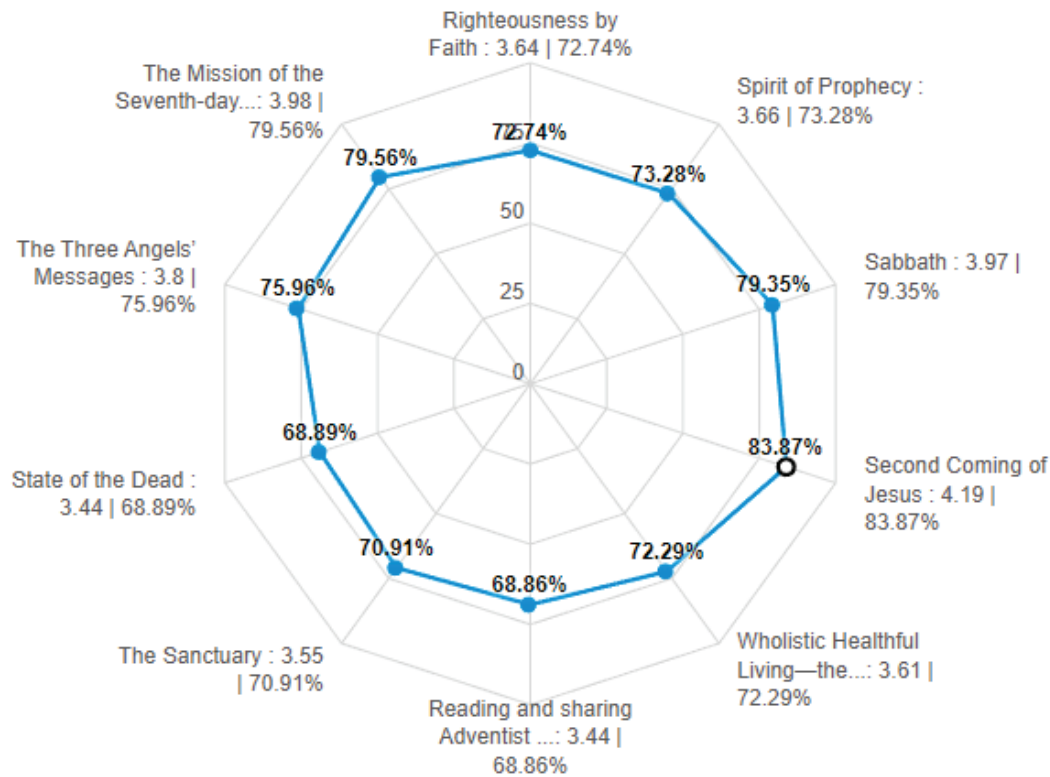
Figure 29

Regarding the relationship between the Adventist Church and its cultural context, the instrument used the 5-point Likert-type measurement scale: 1: Totally disagree, 2: Disagree, 3: I'm not sure, 4: Agree, 5: Totally OK.

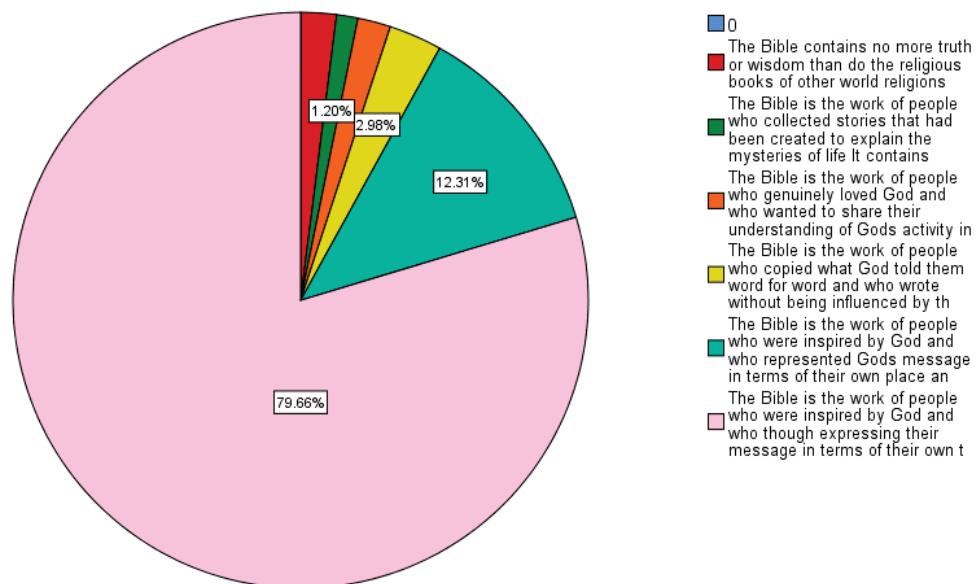
In the results obtained, those that were marked by the participants as "totally agree" stand out and are the following: 36.15% Being a Seventh-day Adventist means rejecting certain elements of the culture that surrounds you, 58.11% Adventists should avoid entertainment and entertainments that are not in harmony with the Spirit of Christ.



Members must know the topics that concern the development of their spiritual life, so the frequency with which they receive these topics is presented (100% frequent, 0% I don't know). It can be observed that in the Inter-American Division, the second coming of Jesus is preached more frequently, followed by the mission of the Seventh-day Adventist Church and the belief of the Saturday.



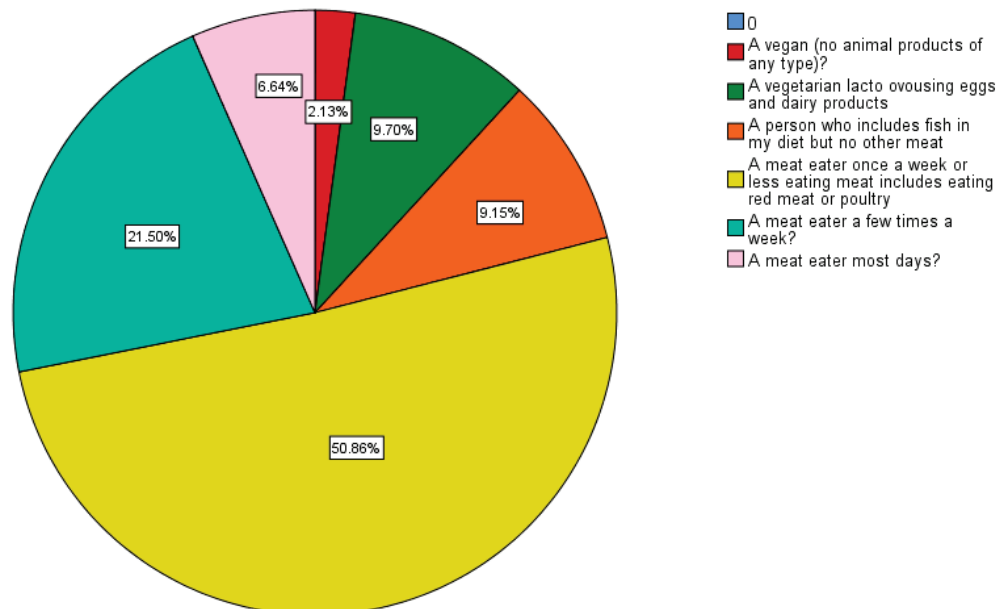
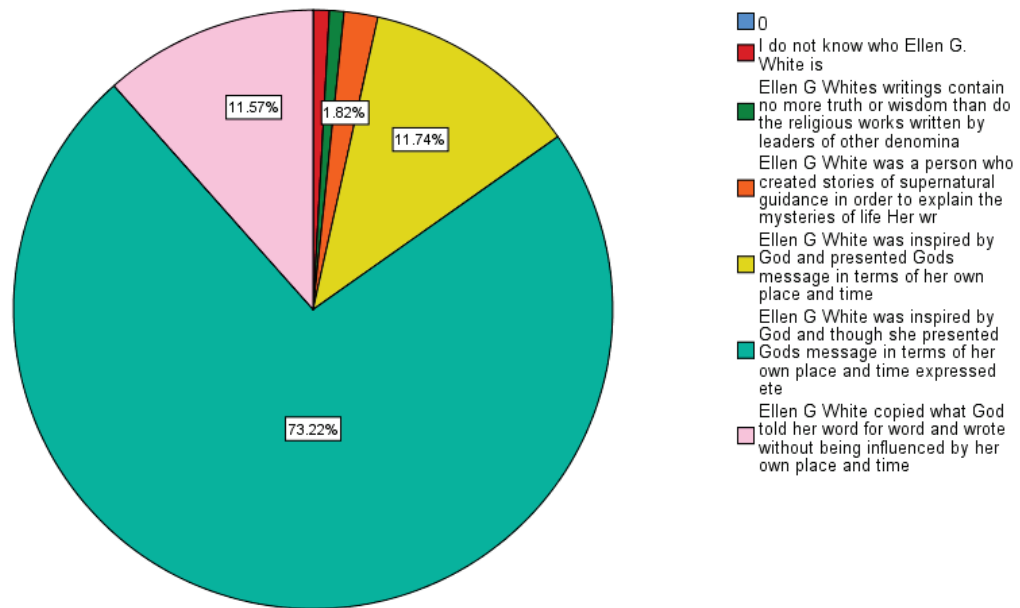
Regarding the opinion that exists about the Bible and the writings of Elena G. White, it is observed that 79.48% believe that "the Bible is the work of people who were inspired by God and who, although they expressed their message in terms of their own time and place, expressed eternal truths and 73.08% that Ellen G. White was inspired by God and although she presented God's message in terms of her own place and time, she expressed eternal truths in harmony with the Bible and pointing to it .



Section H (Section 7 Of 7): Health

The church is an organization that promotes health. Thus, the type of diet of the participants surveyed is described.

The IAD unions report that 50.78% of their members eat meat once a week or less, 21.61% eat meat several times a week, 9.69% are vegetarians, 9.12% include fish in their diet, 6.65% eat meat almost every day, and 2.14% are vegan.



Speaking about the health message of the Adventist Church, it was found that 55.44% of the participants are very familiar with the health message, 32.79% are familiar with it, 10.58% know it little and 1.19% do not know what it is.

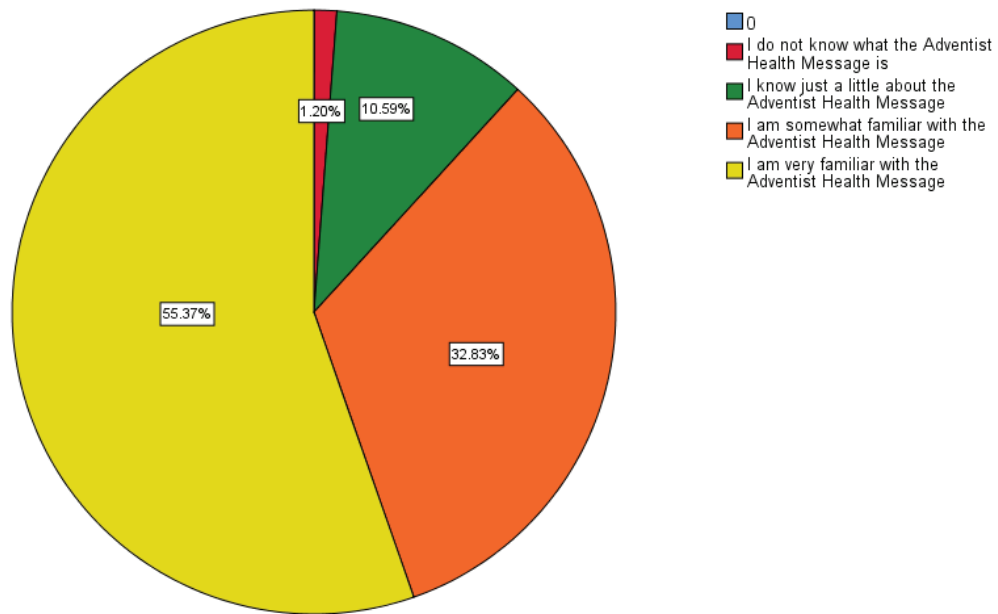


Figure 35

In the context of the health message of the Adventist Church, we observe that 46.62% follow it in a moderate amount.

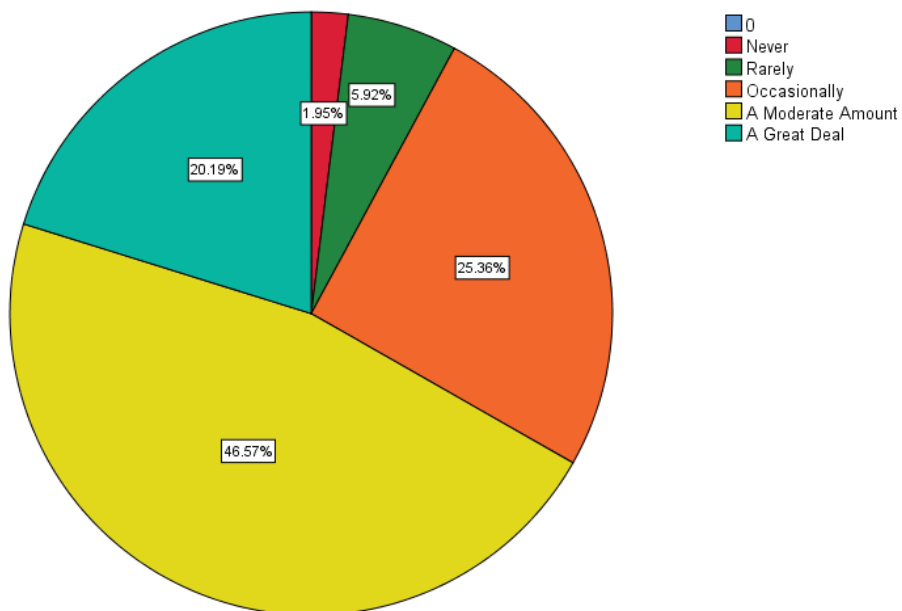
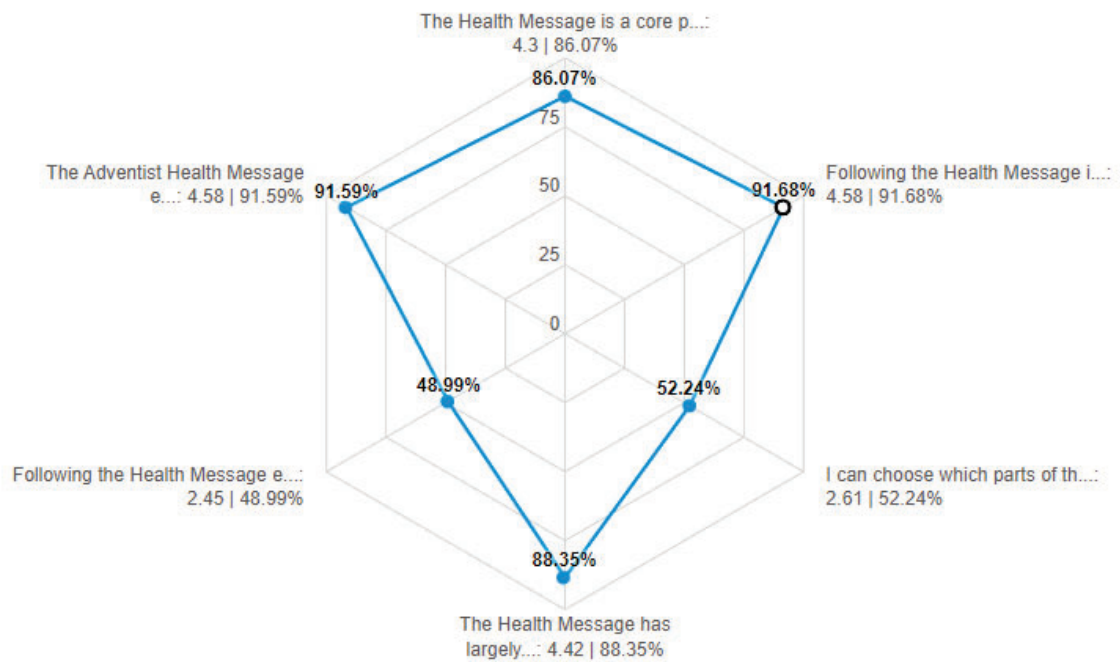


Figure 36

91.68% think that following the health message of the Adventist Church increases the chances of living longer.



ANNEXED GENERAL DATA

P2. Demographic data: First language

		Frequency	Percentage	Valid Percentage	Accumulated Percentage
Valid	English	456	7.5	7.5	7.5
	French	82	1.3	1.3	8.8
	Spanish (Latin America)	5563	91.2	91.2	100.0
	Total	6101	100.0	100.0	

Table 1. Language

P0. Demographic data: Union or Mission where this survey was completed

		Frequency	Percentage	Valid Percentage	Accumulated Percentage
Valid	Atlantic Caribbean Union Mission	111	1.8	1.8	1.8
	Belize Union of Churches Mission	121	2.0	2.0	3.8
	Caribbean Union Conference	13	.2	.2	4.0
	Central Mexican Union Mission	322	5.3	5.3	9.3
	Cuban Union Conference	187	3.1	3.1	12.4
	Chiapas Mexican Union Mission	402	6.6	6.6	18.9
	Dutch Caribbean Union	58	1.0	1.0	19.9
	Dominican Union Conference	398	6.5	6.5	26.4
	East Venezuela Union Mission	303	5.0	5.0	31.4
	El Salvador Union Mission	379	6.2	6.2	37.6
	French Antilles-Guiana Union Conference	48	.8	.8	38.4
	Guatemala Union Mission	314	5.1	5.1	43.5
	Haitian Union Mission	35	.6	.6	44.1
	Honduras Union Mission	312	5.1	5.1	49.2
	Inter-Oceanic Mexican Union Mission	416	6.8	6.8	56.0
	Jamaica Union Conference	52	.9	.9	56.9
	North Colombian Union Conference	367	6.0	6.0	62.9
	North Mexican Union Conference	337	5.5	5.5	68.4
	Panama Union	323	5.3	5.3	73.7
	Puerto Rican Union Conference	66	1.1	1.1	74.8
	South Central American Union Conference	368	6.0	6.0	80.8
	South Colombian Union Mission	398	6.5	6.5	87.4
	Southeast Mexican Union Mission	413	6.8	6.8	94.1
	West Venezuela Union Mission	358	5.9	5.9	100.0
	Total	6101	100.0	100.0	

Table 2. Union or Mission

P1. Demographic data: Country of residence

		Frequency	Percentage	Valid Percentage	Accumulated Percentage
Valid	Antigua and Barbuda	2	.0	.0	.0
	Aruba	11	.2	.2	.2
	Bahamas	99	1.6	1.6	1.8
	Barbados	2	.0	.0	1.9
	Belize	122	2.0	2.0	3.9
	British Virgin Islands	1	.0	.0	3.9
	Cayman Islands	6	.1	.1	4.0
	Colombia	784	12.9	12.9	16.8
	Costa Rica	177	2.9	2.9	19.7
	Cuba	187	3.1	3.1	22.8
	Dominica	5	.1	.1	22.9
	Dominican Republic	393	6.4	6.4	29.3
	El Salvador	380	6.2	6.2	35.6
	French Guiana	15	.2	.2	35.8
	Guadeloupe	12	.2	.2	36.0
	Guatemala	315	5.2	5.2	41.2
	Guyana	3	.0	.0	41.2
	Haiti	30	.5	.5	41.7
	Honduras	311	5.1	5.1	46.8
	Jamaica	52	.9	.9	47.6
	Martinique	18	.3	.3	47.9
	Mexico	1857	30.4	30.4	78.4
	Netherlands Antilles	22	.4	.4	78.7
	Nicaragua	197	3.2	3.2	82.0
	Panama	322	5.3	5.3	87.2
	Puerto Rico	68	1.1	1.1	88.4
	Saint Lucia	1	.0	.0	88.4
	Suriname	1	.0	.0	88.4
	Trinidad and Tobago	6	.1	.1	88.5
	Turks and Caicos Islands	6	.1	.1	88.6
	Venezuela (Bolivarian Republic of)	671	11.0	11.0	99.6
	Curacao	25	.4	.4	100.0
	Total	6101	100.0	100.0	

Table 3. Country

P2. Demographic data: Language in which you answered the survey

		Frequency	Percentage	Valid Percentage	Accumulated Percentage
Valid	English	568	9.3	9.3	9.3
	Spanish	5446	89.3	89.3	98.6
	French	87	1.4	1.4	100.0
	Total	6101	100.0	100.0	

*Table 4. Language in which you answered the survey***P4. Demographic data: Are you**

		Frequency	Percentage	Valid Percentage	Accumulated Percentage
Valid	Male	3189	52.3	52.3	52.3
	Female	2912	47.7	47.7	100.0
	Total	6101	100.0	100.0	

*Table 5. Gender***P5. Demographic data: Deaf person**

		Frequency	Percentage	Valid Percentage	Accumulated Percentage
Valid	Yes	48	.8	.8	.8
	No	6053	99.2	99.2	100.0
	Total	6101	100.0	100.0	

*Table 6. Deaf person***P6. Demographic data: Challenges or impairments in any of these areas: physical, emotional, mental, cognitive, developmental.**

		Frequency	Percentage	Valid Percentage	Accumulated Percentage
Valid	Yes	342	5.6	5.6	5.6
	No	5759	94.4	94.4	100.0
	Total	6101	100.0	100.0	

Table 7. Physical, emotional, mental, cognitive, or developmental challenges

P7. Demographic data: Reported challenges or impairments

		Frequency	Percentage	Valid Percentage	Accumulated Percentage
Valid	This rarely or never happens to me	443	7.3	7.3	7.3
	This sometimes happens to me	114	1.9	1.9	9.1
	This often happens to me	54	.9	.9	10.0
	This question does not apply to me	5490	90.0	90.0	100.0
	Total	6101	100.0	100.0	

*Table 8. Reported challenges or impairments***P8. Demographic data: Employed by the Seventh-day Adventist Church**

		Frequency	Percentage	Valid Percentage	Accumulated Percentage
Valid	Yes employed in the past but not currently	474	7.8	7.8	7.8
	Yes, employed currently by the Adventist Church	1792	29.4	29.4	37.1
	No, never employed by the Adventist Church	3835	62.9	62.9	100.0
	Total	6101	100.0	100.0	

*Table 9. SDA Employed***P9. Demographic data: Scholarship**

		Frequency	Percentage	Valid Percentage	Accumulated Percentage
Valid	I have never attended school	12	.2	.2	.2
	Some elementary/primary school	89	1.5	1.5	1.7
	Completed primary school	151	2.5	2.5	4.1
	Some high/secondary school	303	5.0	5.0	9.1
	High/secondary school graduate	762	12.5	12.5	21.6
	Vocational school	437	7.2	7.2	28.7
	Some college or university	938	15.4	15.4	44.1
	College or university graduate	2438	40.0	40.0	84.1
	Graduate school including Masters PhD	971	15.9	15.9	100.0
	law degree medical degree DMin or comparable				
	Total	6101	100.0	100.0	

*Table 10. Scholarship***P10. Demographic data: I have attended an Adventist school**

		Frequency	Percentage	Valid Percentage	Accumulated Percentage
Valid	Yes	2216	36.3	36.3	36.3
	No	3885	63.7	63.7	100.0
	Total	6101	100.0	100.0	

Table 11. ASD School

P11. Demographic data: Total number of years attending Adventist schools

			Valid	Accumulated
		Frequency	Percentage	Percentage
Valid	0	1	.0	.0
	0	3432	56.3	56.5
	1	183	3.0	59.5
	2	210	3.4	62.9
	3	261	4.3	67.2
	4	348	5.7	73.0
	5	282	4.6	77.6
	6	233	3.8	81.4
	7	129	2.1	83.5
	8	156	2.6	86.1
	9	112	1.8	88.0
	10	107	1.8	89.7
	11	112	1.8	91.6
	12	167	2.7	94.3
	13	62	1.0	95.3
	14	61	1.0	96.3
	15	49	.8	97.1
	16	54	.9	98.0
	17	34	.6	98.6
	18	31	.5	99.1
	19	18	.3	99.4
	20	20	.3	99.7
	21	4	.1	99.8
	22	7	.1	99.9
	23	3	.0	100.0
	24	2	.0	100.0
	25	1	.0	100.0
Total		6079	99.6	100.0
Lost	system	22	.4	
Total		6101	100.0	

*Table 12. Total number of years attending Adventist schools***P12. Demographic data: Immigrant**

				Valid	Accumulated
		Frequency	Percentage	Percentage	Percentage
Valid	0	2019	33.1	33.1	33.1
	No, I am not an immigrant.	3800	62.3	62.3	95.4
	No, I am not an immigrant, but at least one of my parents was an immigrant.	63	1.0	1.0	96.4
	Yes, I immigrated to this country before age 18.	52	.9	.9	97.3
	Yes, I immigrated to this country at age 18 or later.	167	2.7	2.7	100.0
	Total	6101	100.0	100.0	

Table 13. Immigrant

D13. Demographic data: Household size

				Valid	Accumulated
		Frequency	Percentage	Percentage	Percentage
Valid	0	15	.2	.2	.2
	1	278	4.6	4.6	4.8
	2	1058	17.3	17.3	22.1
	3	1351	22.1	22.1	44.3
	4	1772	29.0	29.0	73.3
	5	997	16.3	16.3	89.7
	6	334	5.5	5.5	95.2
	7	136	2.2	2.2	97.4
	8	79	1.3	1.3	98.7
	9	33	.5	.5	99.2
	10	21	.3	.3	99.6
	11	9	.1	.1	99.7
	12	12	.2	.2	99.9
	13	2	.0	.0	100.0
	14	2	.0	.0	100.0
	15	1	.0	.0	100.0
Total		6100	100.0	100.0	
Lost	System	1	.0		
Total		6101	100.0		

*Table 14. Household size***D14. Demographic data: Household Sabbath observance**

				Valid	Accumulated
		Frequency	Percentage	Percentage	Percentage
Valid	0	20	.3	.3	.3
	1	611	10.0	10.0	10.3
	2	1355	22.2	22.2	32.6
	3	1398	22.9	22.9	55.5
	4	1628	26.7	26.7	82.2
	5	727	11.9	11.9	94.1
	6	230	3.8	3.8	97.9
	7	66	1.1	1.1	98.9
	8	30	.5	.5	99.4
	9	18	.3	.3	99.7
	10	9	.1	.1	99.9
	11	2	.0	.0	99.9
	12	5	.1	.1	100.0
	13	1	.0	.0	100.0
Total		6100	100.0	100.0	
Lost	System	1	.0		
Total		6101	100.0		

Table 15. Household Sabbath observance

D15. Demographic data: Marital status

		Frequency	Percentage	Valid Percentage	Accumulated Percentage
Valid	Married and living with your spouse	3912	64.1	64.1	64.1
	Married and living apart	139	2.3	2.3	66.4
	Never married/single	1587	26.0	26.0	92.4
	Divorced and single	266	4.4	4.4	96.8
	Separated	65	1.1	1.1	97.8
	Widowed	87	1.4	1.4	99.3
	Living together, not married	45	.7	.7	100.0
	Total	6101	100.0	100.0	

*Table 16. Marital status***D16.1. Demographic data: Children at home**

		Frequency	Percentage	Valid Percentage	Accumulated Percentage
Valid	Yes	2936	48.1	48.1	48.1
	No	3165	51.9	51.9	100.0
	Total	6101	100.0	100.0	

*Table 17. Children***D16.2. Demographic data: Living children**

		Frequency	Percentage	Valid Percentage	Accumulated Percentage
Valid	Yes	700	11.5	11.5	11.5
	No	5401	88.5	88.5	100.0
	Total	6101	100.0	100.0	

*Table 18. Living children***D17. Demographic data: Children still Seventh-day**

		Frequency	Percentage	Valid Percentage	Accumulated Percentage
Valid	Yes	3104	50.9	50.9	50.9
	No I have at least one child who is still part of the church and at least one child who has left the church	524	8.6	8.6	59.5
	No, none of my children are still part of the church	286	4.7	4.7	64.2
	I do not have any children	2187	35.8	35.8	100.0
	Total	6101	100.0	100.0	

Table 19. Children Still SDA

D18.1. Demographic data: SDA Identify

		Frequency	Percentage	Valid Percentage	Accumulated Percentage
Valid	Yes	4981	81.6	81.6	81.6
	No	1120	18.4	18.4	100.0
	Total	6101	100.0	100.0	

*Table 20. SDA Identify***D18.2. Demographic data: Personal history**

		Frequency	Percentage	Valid Percentage	Accumulated Percentage
Valid	Yes	5523	90.5	90.5	90.5
	No	578	9.5	9.5	100.0
	Total	6101	100.0	100.0	

*Table 21. Personal history***D18.3. Demographic data: SDA Generation**

		Frequency	Percentage	Valid Percentage	Accumulated Percentage
Valid	Yes	2613	42.8	42.8	42.8
	No	3488	57.2	57.2	100.0
	Total	6101	100.0	100.0	

*Table 22. SDA Generation***D18.4. Demographic data: At least one of my parents is or was a Seventh-day Adventist**

		Frequency	Percentage	Valid Percentage	Accumulated Percentage
Valid	Yes	4380	71.8	71.8	71.8
	No	1721	28.2	28.2	100.0
	Total	6101	100.0	100.0	

*Table 23. SDA Parents***D18.5. Demographic data: At least one of my grandparents is or was a Seventh-day Adventist**

		Frequency	Percentage	Valid Percentage	Accumulated Percentage
Valid	Yes	3099	50.8	50.8	50.8
	No	3002	49.2	49.2	100.0
	Total	6101	100.0	100.0	

Table 24. SDA Grandparents

D18.6. Demographic data: At least four continuous generations of my family (including myself, a parent, a grandparent, and a great-grand

		Frequency	Percentage	Valid Percentage	Accumulated Percentage
Valid	Yes	1687	27.7	27.7	27.7
	No	4414	72.3	72.3	100.0
	Total	6101	100.0	100.0	

Table 25. Four generations

D18.7. Demographic data: I am not sure what history my family has with the Adventist Church

		Frequency	Percentage	Valid Percentage	Accumulated Percentage
Valid	Yes	2612	42.8	42.8	42.8
	No	3489	57.2	57.2	100.0
	Total	6101	100.0	100.0	

Table 26. SDA Not sure

D19. Demographic data: SDA Member

		Frequency	Percentage	Valid Percentage	Accumulated Percentage
Valid	Write the year you were baptized	6042	99.0	99.0	99.0
	I am not a member of the Seventh-day Adventist Church.	59	1.0	1.0	100.0
	Total	6101	100.0	100.0	

Table 27. SDA Member

D20. Demographic data: Age at which you joined the SDA

		Frequency	Percentage	Valid Percentage	Accumulated Percentage
Valid	I grew up in the church and have been connected to the church since birth	2353	38.6	38.6	38.6
	I grew up in the church but left for a while before returning one or more times	499	8.2	8.2	46.7
	My immediate family and I joined the Adventist Church before I reached the age of 13	532	8.7	8.7	55.5
	I joined the Adventist Church before I reached the age of 13 although my immediate family did not	260	4.3	4.3	59.7
	I did not grow up in the church and joined while aged 13-20	1026	16.8	16.8	76.5
	I did not grow up in the church and joined after age 20	1431	23.5	23.5	100.0
	Total	6101	100.0	100.0	

Table 28. SDA Age

D21. Demographic data: Church office

		Frequency	Percentage	Valid Percentage	Accumulated Percentage
Valid	Yes	5116	83.9	83.9	83.9
	No	985	16.1	16.1	100.0
	Total	6101	100.0	100.0	

*Table 29. Church office***D22. Demographic data: Church attendance**

		Frequency	Percentage	Valid Percentage	Accumulated Percentage
Valid	Less than 25	583	9.6	9.6	9.6
	25-50	1979	32.4	32.4	42.0
	51-100	1994	32.7	32.7	74.7
	101-150	679	11.1	11.1	85.8
	151-200	354	5.8	5.8	91.6
	201-300	224	3.7	3.7	95.3
	301-400	123	2.0	2.0	97.3
	401-500	73	1.2	1.2	98.5
	501-1000	62	1.0	1.0	99.5
	1001-2000	16	.3	.3	99.8
	More than 2000	14	.2	.2	100.0
	Total	6101	100.0	100.0	

*Table 30. Church attendance***D23. Demographic data: Church membership size**

		Frequency	Percentage	Valid Percentage	Accumulated Percentage
Valid	Less than 25	396	6.5	6.5	6.5
	25-50	1463	24.0	24.0	30.5
	51-100	1778	29.1	29.1	59.6
	101-150	852	14.0	14.0	73.6
	151-200	575	9.4	9.4	83.0
	201-300	428	7.0	7.0	90.0
	301-400	212	3.5	3.5	93.5
	401-500	166	2.7	2.7	96.2
	501-1000	141	2.3	2.3	98.5
	1001-2000	54	.9	.9	99.4
	More than 2000	36	.6	.6	100.0
	Total	6101	100.0	100.0	

Table 31. Church membership

D24. Demographic data: Church location

		Frequency	Percentage	Valid Percentage	Accumulated Percentage
Valid	Large city center (downtown)	1080	17.7	17.7	17.7
	Elsewhere in a large city	1070	17.5	17.5	35.2
	In a suburb of a large city	750	12.3	12.3	47.5
	A smaller city	917	15.0	15.0	62.6
	A small town or village	1408	23.1	23.1	85.6
	A rural area	876	14.4	14.4	100.0
	Total	6101	100.0	100.0	

*Table 32. Church location***D26. Parenting style: Family religious routines**

		Frequency	Percentage	Valid Percentage	Accumulated Percentage
Valid	In a family with two biological or adoptive parents or other guardians including grandparents or other relatives	4764	78.1	78.1	78.1
	In a family with one biological or adoptive parent or other guardian including a grandparent or other relative	853	14.0	14.0	92.1
	In a foster family or in an institution	30	.5	.5	92.6
	In some other situation	454	7.4	7.4	100.0
	Total	6101	100.0	100.0	

*Table 33. Family routines***D27. Parenting style: Family decisions**

		Frequency	Percentage	Valid Percentage	Accumulated Percentage
Valid	Parents guardians or other authority figure decided	2806	46.0	46.0	46.0
	We decided together	1118	18.3	18.3	64.3
	I decided for myself	1548	25.4	25.4	89.7
	Not applicable	629	10.3	10.3	100.0
	Total	6101	100.0	100.0	

Table 34. Family decisions

D28. Church involvement: Coronavirus pandemic changed the way that some people participate with their church

		Frequency	Percentage	Valid Percentage	Accumulated Percentage
Valid	I did not attend church or participate at all in church activities	188	3.1	3.1	3.1
	I attended church through recorded or live streamed audio or video but otherwise did not interact with the church	776	12.7	12.7	15.8
	I attended church activities and services but rarely participated or interacted with church members	257	4.2	4.2	20.0
	I considered myself a casual participant	239	3.9	3.9	23.9
	I considered myself an active participant	1463	24.0	24.0	47.9
	I considered myself an active leader in my church	3178	52.1	52.1	100.0
	Total	6101	100.0	100.0	

Table 35. Coronavirus pandemic

D29. Church involvement: Personal church involvement

		Frequency	Percentage	Valid Percentage	Accumulated Percentage
Valid	I do not attend church or participate at all in church activities	50	.8	.8	.8
	I attend church through recorded or live streamed audio or video but otherwise do not interact with the church	224	3.7	3.7	4.5
	I attend church activities and services but rarely participate or interact with church members	285	4.7	4.7	9.2
	I consider myself a casual participant	359	5.9	5.9	15.0
	I consider myself an active participant	1739	28.5	28.5	43.6
	I consider myself an active leader in my church	3444	56.4	56.4	100.0
	Total	6101	100.0	100.0	

Table 36. Personal church involvement

D30. Church involvement: Worship services

		Frequency	Percentage	Valid Percentage	Accumulated Percentage
Valid	My church continued to meet face to face throughout the pandemic	496	8.1	8.1	8.1
	My church met remotely for a period of time when we could not meet face to face	4511	73.9	73.9	82.1
	My church closed for a period of time and there was no remote worship option	896	14.7	14.7	96.8
	My church closed permanently	198	3.2	3.2	100.0
	Total	6101	100.0	100.0	

Table 37. Worship services

D31. Church involvement: Worship experience

		Frequency	Percentage	Valid Percentage	Accumulated Percentage
Valid	I continued to meet in a church face-to-face	568	9.3	9.3	9.3
	I met face to face with other Adventists but not in a church for example in a home church	2118	34.7	34.7	44.0
	I attended my local church remotely for a period of time	2325	38.1	38.1	82.1
	I attended an Adventist church located in a different place remotely for a period of time	371	6.1	6.1	88.2
	I stopped attending church for a period of time	641	10.5	10.5	98.7
	I attended a nonAdventist church either face to face or remotely	78	1.3	1.3	100.0
Total		6101	100.0	100.0	

*Table 38. Worship experience***D32. Church involvement: New ministries during or as a result of the pandemic**

		Frequency	Percentage	Valid Percentage	Accumulated Percentage
Valid	Yes	2746	45.0	45.0	45.0
	No	2598	42.6	42.6	87.6
	I do not know	757	12.4	12.4	100.0
	Total	6101	100.0	100.0	

*Table 39. New ministries***D33.1. Church involvement: Returning tithe**

		Frequency	Percentage	Valid Percentage	Accumulated Percentage
Valid	Yes	5329	87.3	87.3	87.3
	No	772	12.7	12.7	100.0
	Total	6101	100.0	100.0	

*Table 40. Returning tithe***D33.2. Church involvement: Giving offering**

		Frequency	Percentage	Valid Percentage	Accumulated Percentage
Valid	Yes	5287	86.7	86.7	86.7
	No	814	13.3	13.3	100.0
	Total	6101	100.0	100.0	

Table 41. Giving offering

R34.1. Church involvement: Attended church services in-person

		Frequency	Percentage	Valid Percentage	Accumulated Percentage
Valid	Never	194	3.2	3.2	3.2
	Only once or twice	225	3.7	3.7	6.9
	At least once a quarter	174	2.9	2.9	9.7
	Once a month	227	3.7	3.7	13.4
	Almost every week	758	12.4	12.4	25.9
	Every week	2196	36.0	36.0	61.9
	More than once a week	2327	38.1	38.1	100.0
	Total	6101	100.0	100.0	

*Table 42. Attended church services in-person***R34.2. Church involvement: Attended church services remotely**

		Frequency	Percentage	Valid Percentage	Accumulated Percentage
Valid	Never	865	14.2	14.2	14.2
	Only once or twice	508	8.3	8.3	22.5
	At least once a quarter	298	4.9	4.9	27.4
	Once a month	373	6.1	6.1	33.5
	Almost every week	796	13.0	13.0	46.5
	Every week	1495	24.5	24.5	71.1
	More than once a week	1766	28.9	28.9	100.0
	Total	6101	100.0	100.0	

*Table 43. Attended church services remotely***R34.3. Church involvement: Attended Sabbath School in-person**

		Frequency	Percentage	Valid Percentage	Accumulated Percentage
Valid	Never	411	6.7	6.7	6.7
	Only once or twice	214	3.5	3.5	10.2
	At least once a quarter	199	3.3	3.3	13.5
	Once a month	264	4.3	4.3	17.8
	Almost every week	857	14.0	14.0	31.9
	Every week	3297	54.0	54.0	85.9
	More than once a week	859	14.1	14.1	100.0
	Total	6101	100.0	100.0	

Table 44. Attended Sabbath School in-person

R34.4. Church involvement: Attended Sabbath School remotely

			Valid	Accumulated
		Frequency	Percentage	Percentage
Valid	Never	1464	24.0	24.0
	Only once or twice	585	9.6	33.6
	At least once a quarter	278	4.6	38.1
	Once a month	342	5.6	43.7
	Almost every week	745	12.2	56.0
	Every week	1928	31.6	87.6
	More than once a week	759	12.4	100.0
	Total	6101	100.0	

*Table 45. Attended Sabbath School remotely***R34.5. Church involvement: Attended a small group organized through my church**

				Valid	Accumulated
		Frequency	Percentage	Percentage	Percentage
Valid	Never	1376	22.6	22.6	22.6
	Only once or twice	590	9.7	9.7	32.2
	At least once a quarter	363	5.9	5.9	38.2
	Once a month	435	7.1	7.1	45.3
	Almost every week	791	13.0	13.0	58.3
	Every week	1861	30.5	30.5	88.8
	More than once a week	685	11.2	11.2	100.0
	Total	6101	100.0	100.0	

*Table 46. Attended a small group organized through my church***R34.6. Church involvement: Attended a prayer meeting at my local church**

				Valid	Accumulated
		Frequency	Percentage	Percentage	Percentage
Valid	Never	1080	17.7	17.7	17.7
	Only once or twice	688	11.3	11.3	29.0
	At least once a quarter	661	10.8	10.8	39.8
	Once a month	636	10.4	10.4	50.2
	Almost every week	729	11.9	11.9	62.2
	Every week	1483	24.3	24.3	86.5
	More than once a week	824	13.5	13.5	100.0
	Total	6101	100.0	100.0	

Table 47. Attended a prayer meeting

R34.7. Church involvement: Attended a public evangelistic meeting

		Frequency	Percentage	Valid Percentage	Accumulated Percentage
Valid	Never	1511	24.8	24.8	24.8
	Only once or twice	1010	16.6	16.6	41.3
	At least once a quarter	1350	22.1	22.1	63.4
	Once a month	776	12.7	12.7	76.2
	Almost every week	349	5.7	5.7	81.9
	Every week	538	8.8	8.8	90.7
	More than once a week	567	9.3	9.3	100.0
	Total	6101	100.0	100.0	

*Table 48. Attended a public evangelistic meeting***R34.8. Church involvement: Attended a Pathfinder meeting**

		Frequency	Percentage	Valid Percentage	Accumulated Percentage
Valid	Never	2851	46.7	46.7	46.7
	Only once or twice	642	10.5	10.5	57.3
	At least once a quarter	433	7.1	7.1	64.4
	Once a month	431	7.1	7.1	71.4
	Almost every week	478	7.8	7.8	79.2
	Every week	866	14.2	14.2	93.4
	More than once a week	400	6.6	6.6	100.0
	Total	6101	100.0	100.0	

*Table 49. Attended a Pathfinder meeting***R34.9. Church involvement: Participated in communion service**

		Frequency	Percentage	Valid Percentage	Accumulated Percentage
Valid	Never	1187	19.5	19.5	19.5
	Only once or twice	914	15.0	15.0	34.4
	At least once a quarter	2242	36.7	36.7	71.2
	Once a month	325	5.3	5.3	76.5
	Almost every week	308	5.0	5.0	81.6
	Every week	689	11.3	11.3	92.9
	More than once a week	436	7.1	7.1	100.0
	Total	6101	100.0	100.0	

Table 50. Communion service

R34.10. Church involvement: Helped with a church ministry on Sabbath

		Frequency	Percentage	Valid Percentage	Accumulated Percentage
Valid	Never	471	7.7	7.7	7.7
	Only once or twice	467	7.7	7.7	15.4
	At least once a quarter	492	8.1	8.1	23.4
	Once a month	571	9.4	9.4	32.8
	Almost every week	882	14.5	14.5	47.3
	Every week	2250	36.9	36.9	84.1
	More than once a week	968	15.9	15.9	100.0
	Total	6101	100.0	100.0	

*Table 51. Helped a church ministry***R34.11. Church involvement: Helped with a church ministry during the week**

		Frequency	Percentage	Valid Percentage	Accumulated Percentage
Valid	Never	747	12.2	12.2	12.2
	Only once or twice	691	11.3	11.3	23.6
	At least once a quarter	467	7.7	7.7	31.2
	Once a month	554	9.1	9.1	40.3
	Almost every week	896	14.7	14.7	55.0
	Every week	1794	29.4	29.4	84.4
	More than once a week	952	15.6	15.6	100.0
	Total	6101	100.0	100.0	

*Table 52. Helped a church ministry during the week***R34.12. Pastoral visit**

		Frequency	Percentage	Valid Percentage	Accumulated Percentage
Valid	Never	1804	29.6	29.6	29.6
	Only once or twice	1484	24.3	24.3	53.9
	At least once a quarter	1158	19.0	19.0	72.9
	Once a month	922	15.1	15.1	88.0
	Almost every week	241	4.0	4.0	91.9
	Every week	244	4.0	4.0	95.9
	More than once a week	248	4.1	4.1	100.0
	Total	6101	100.0	100.0	

Table 53. Pastoral visit

R34.13. Social religious activities: Visit from church elder

				Valid	Accumulated
		Frequency	Percentage	Percentage	Percentage
Valid	Never	2741	44.9	44.9	44.9
	Only once or twice	1333	21.8	21.8	66.8
	At least once a quarter	810	13.3	13.3	80.1
	Once a month	531	8.7	8.7	88.8
	Almost every week	211	3.5	3.5	92.2
	Every week	255	4.2	4.2	96.4
	More than once a week	220	3.6	3.6	100.0
	Total	6101	100.0	100.0	

*Table 54. Church elder visit***R34.14. Visit from church member**

				Valid	Accumulated
		Frequency	Percentage	Percentage	Percentage
Valid	Never	1949	31.9	31.9	31.9
	Only once or twice	1547	25.4	25.4	57.3
	At least once a quarter	915	15.0	15.0	72.3
	Once a month	642	10.5	10.5	82.8
	Almost every week	447	7.3	7.3	90.1
	Every week	350	5.7	5.7	95.9
	More than once a week	251	4.1	4.1	100.0
	Total	6101	100.0	100.0	

*Table 55. Visit from church member***R34.15. Social religious activities: Witnessed to non-Adventists in my community**

				Valid	Accumulated
		Frequency	Percentage	Percentage	Percentage
Valid	Never	584	9.6	9.6	9.6
	Only once or twice	1072	17.6	17.6	27.1
	At least once a quarter	775	12.7	12.7	39.8
	Once a month	882	14.5	14.5	54.3
	Almost every week	1018	16.7	16.7	71.0
	Every week	853	14.0	14.0	85.0
	More than once a week	917	15.0	15.0	100.0
	Total	6101	100.0	100.0	

Table 56. Witnessed to non-Adventists in my community

R34.16. Social religious activities: Forming new friendships with non-Adventists in my community

			Valid	Accumulated
			Percentage	Percentage
	Frequency	Percentage		
Valid	Never	917	15.0	15.0
	Only once or twice	1250	20.5	35.5
	At least once a quarter	784	12.9	48.4
	Once a month	808	13.2	61.6
	Almost every week	900	14.8	76.4
	Every week	689	11.3	87.7
	More than once a week	753	12.3	100.0
	Total	6101	100.0	100.0

*Table 57. Forming new friendships with non-Adventists in my community***R34.17. Social religious activities: Meeting the needs of non-Adventists in my community**

			Valid	Accumulated
			Percentage	Percentage
	Frequency	Percentage		
Valid	Never	858	14.1	14.1
	Only once or twice	1252	20.5	34.6
	At least once a quarter	1160	19.0	53.6
	Once a month	1109	18.2	71.8
	Almost every week	680	11.1	82.9
	Every week	529	8.7	91.6
	More than once a week	513	8.4	100.0
	Total	6101	100.0	100.0

*Table 58. Meeting the needs of non-Adventists in my community***R35.1. Social religious activities: Read the Bible**

				Valid	Accumulated
		Frequency	Percentage	Percentage	Percentage
Valid	Never	70	1.1	1.1	1.1
	Less than once a month	146	2.4	2.4	3.5
	Once or a few times a month	300	4.9	4.9	8.5
	About once a week	487	8.0	8.0	16.4
	More than once a week	1520	24.9	24.9	41.4
	Daily or more than once a day	3578	58.6	58.6	100.0
	Total	6101	100.0	100.0	

Table 59. Read the Bible

R35.2. Social religious activities: Study the Sabbath School lesson

		Frequency	Percentage	Valid Percentage	Accumulated Percentage
Valid	Never	196	3.2	3.2	3.2
	Less than once a month	175	2.9	2.9	6.1
	Once or a few times a month	344	5.6	5.6	11.7
	About once a week	614	10.1	10.1	21.8
	More than once a week	1683	27.6	27.6	49.4
	Daily or more than once a day	3089	50.6	50.6	100.0
	Total	6101	100.0	100.0	

*Table 60. Study the Sabbath School lesson***R35.3. Social religious activities: Read the writings of Ellen G. White**

		Frequency	Percentage	Valid Percentage	Accumulated Percentage
Valid	Never	533	8.7	8.7	8.7
	Less than once a month	693	11.4	11.4	20.1
	Once or a few times a month	1299	21.3	21.3	41.4
	About once a week	1039	17.0	17.0	58.4
	More than once a week	1403	23.0	23.0	81.4
	Daily or more than once a day	1134	18.6	18.6	100.0
	Total	6101	100.0	100.0	

*Table 61. Read the writings of Ellen G. White***R35.4. Personal & family religious activities: Have morning or evening worships with members of my family**

		Frequency	Percentage	Valid Percentage	Accumulated Percentage
Valid	Never	1247	20.4	20.4	20.4
	Less than once a month	480	7.9	7.9	28.3
	Once or a few times a month	689	11.3	11.3	39.6
	About once a week	628	10.3	10.3	49.9
	More than once a week	1179	19.3	19.3	69.2
	Daily or more than once a day	1878	30.8	30.8	100.0
	Total	6101	100.0	100.0	

Table 62. Have morning or evening worships with members of my family

R35.5. Personal & family religious activities: Have personal prayer

		Frequency	Percentage	Valid Percentage	Accumulated Percentage
Valid	Never	148	2.4	2.4	2.4
	Less than once a month	154	2.5	2.5	5.0
	Once or a few times a month	301	4.9	4.9	9.9
	About once a week	300	4.9	4.9	14.8
	More than once a week	1150	18.8	18.8	33.7
	Daily or more than once a day	4048	66.3	66.3	100.0
	Total	6101	100.0	100.0	

*Table 63. Have personal prayer***R35.6. Personal & family religious activities: Read Adventist World magazine or website**

		Frequency	Percentage	Valid Percentage	Accumulated Percentage
Valid	Never	3282	53.8	53.8	53.8
	Less than once a month	1047	17.2	17.2	71.0
	Once or a few times a month	973	15.9	15.9	86.9
	About once a week	338	5.5	5.5	92.4
	More than once a week	248	4.1	4.1	96.5
	Daily or more than once a day	213	3.5	3.5	100.0
	Total	6101	100.0	100.0	

*Table 64. Read Adventist World magazine or website***R35.7. Personal & family religious activities: Use the Adventist Review magazine or website**

		Frequency	Percentage	Valid Percentage	Accumulated Percentage
Valid	Never	3859	63.3	63.3	63.3
	Less than once a month	840	13.8	13.8	77.0
	Once or a few times a month	748	12.3	12.3	89.3
	About once a week	268	4.4	4.4	93.7
	More than once a week	209	3.4	3.4	97.1
	Daily or more than once a day	177	2.9	2.9	100.0
	Total	6101	100.0	100.0	

Table 65. Use the Adventist Review magazine or website

R35.8. Personal & family religious activities: Read a magazine or newsletter from my local union or conference

		Frequency	Percentage	Valid Percentage	Accumulated Percentage
Valid	Never	2756	45.2	45.2	45.2
	Less than once a month	1189	19.5	19.5	64.7
	Once or a few times a month	1091	17.9	17.9	82.5
	About once a week	452	7.4	7.4	90.0
	More than once a week	375	6.1	6.1	96.1
	Daily or more than once a day	238	3.9	3.9	100.0
	Total	6101	100.0	100.0	

Table 66. Read a magazine or newsletter from my local union or conference

R35.9. Personal & family religious activities: Have morning or evening worships with members of my family Listen to an Adventist radio broadcast

		Frequency	Percentage	Valid Percentage	Accumulated Percentage
Valid	Never	2237	36.7	36.7	36.7
	Less than once a month	716	11.7	11.7	48.4
	Once or a few times a month	756	12.4	12.4	60.8
	About once a week	484	7.9	7.9	68.7
	More than once a week	895	14.7	14.7	83.4
	Daily or more than once a day	1013	16.6	16.6	100.0
	Total	6101	100.0	100.0	

Table 67. Have morning or evening worships with members of my family Listen to an Adventist radio broadcast

R35.10. Personal & family religious activities: Watch Hope Channel programming

		Frequency	Percentage	Valid Percentage	Accumulated Percentage
Valid	Never	3560	58.4	58.4	58.4
	Less than once a month	790	12.9	12.9	71.3
	Once or a few times a month	736	12.1	12.1	83.4
	About once a week	392	6.4	6.4	89.8
	More than once a week	379	6.2	6.2	96.0
	Daily or more than once a day	244	4.0	4.0	100.0
	Total	6101	100.0	100.0	

Table 68. Watch Hope Channel programming

R35.11. Personal & family religious activities: Watch other Adventist television channels or programming

		Frequency	Percentage	Valid Percentage	Accumulated Percentage
Valid	Never	2497	40.9	40.9	40.9
	Less than once a month	808	13.2	13.2	54.2
	Once or a few times a month	899	14.7	14.7	68.9
	About once a week	636	10.4	10.4	79.3
	More than once a week	841	13.8	13.8	93.1
	Daily or more than once a day	420	6.9	6.9	100.0
	Total	6101	100.0	100.0	

Table 69. Watch other Adventist television channels or programming

R35.12. Personal & family religious activities: Spend time thinking about Jesus' life

		Frequency	Percentage	Valid Percentage	Accumulated Percentage
Valid	Never	171	2.8	2.8	2.8
	Less than once a month	291	4.8	4.8	7.6
	Once or a few times a month	602	9.9	9.9	17.4
	About once a week	727	11.9	11.9	29.4
	More than once a week	1785	29.3	29.3	58.6
	Daily or more than once a day	2525	41.4	41.4	100.0
	Total	6101	100.0	100.0	

Table 70. Spend time thinking about Jesus' life

R36. Return tithe

		Frequency	Percentage	Valid Percentage	Accumulated Percentage
Valid	I specify it as Tithe or someone else specifies it as Tithe on my behalf on the tithe envelope electronic or regular	5352	87.7	87.7	87.7
	I do not indicate it as tithe at the time of giving and simply place it in the offering plate	182	3.0	3.0	90.7
	I distribute those ten percent at my discretion	359	5.9	5.9	96.6
	I do not return tithe	208	3.4	3.4	100.0
	Total	6101	100.0	100.0	

Table 71. Return tithe

R37.1. Use of social networks: For any purpose

		Frequency	Percentage	Valid Percentage	Accumulated Percentage
Valid	Never	394	6.5	6.5	6.5
	Less than once a month	287	4.7	4.7	11.2
	Once or a few times a month	420	6.9	6.9	18.0
	About once a week	423	6.9	6.9	25.0
	More than once a week	1239	20.3	20.3	45.3
	Daily or more than once a day	3338	54.7	54.7	100.0
	Total	6101	100.0	100.0	

*Table 72. Use of social networks: For any purpose***R37.2. Use of social networks: To read or respond to posts by Adventist churches, organizations, and institutions**

		Frequency	Percentage	Valid Percentage	Accumulated Percentage
Valid	Never	811	13.3	13.3	13.3
	Less than once a month	559	9.2	9.2	22.5
	Once or a few times a month	755	12.4	12.4	34.8
	About once a week	804	13.2	13.2	48.0
	More than once a week	1659	27.2	27.2	75.2
	Daily or more than once a day	1513	24.8	24.8	100.0
	Total	6101	100.0	100.0	

*Table 73. Use of social networks: To read or respond to posts by Adventist churches, organizations, and institutions***R37.3. Use of social networks: To read or respond to posts by other Christian churches, organizations, and institutions**

		Frequency	Percentage	Valid Percentage	Accumulated Percentage
Valid	Never	1978	32.4	32.4	32.4
	Less than once a month	770	12.6	12.6	45.0
	Once or a few times a month	740	12.1	12.1	57.2
	About once a week	637	10.4	10.4	67.6
	More than once a week	1069	17.5	17.5	85.1
	Daily or more than once a day	907	14.9	14.9	100.0
	Total	6101	100.0	100.0	

Table 74. Use of social networks: To read or respond to posts by other Christian churches, organizations, and institutions

R37.4. Use of social networks: To study my Bible

		Frequency	Percentage	Valid Percentage	Accumulated Percentage
Valid	Never	971	15.9	15.9	15.9
	Less than once a month	462	7.6	7.6	23.5
	Once or a few times a month	553	9.1	9.1	32.6
	About once a week	639	10.5	10.5	43.0
	More than once a week	1509	24.7	24.7	67.8
	Daily or more than once a day	1967	32.2	32.2	100.0
	Total	6101	100.0	100.0	

*Table 75. Use of social networks: To study my Bible***R37.5. Use of social networks: To share about prayer requests and answered prayer**

		Frequency	Percentage	Valid Percentage	Accumulated Percentage
Valid	Never	1125	18.4	18.4	18.4
	Less than once a month	692	11.3	11.3	29.8
	Once or a few times a month	721	11.8	11.8	41.6
	About once a week	771	12.6	12.6	54.2
	More than once a week	1437	23.6	23.6	77.8
	Daily or more than once a day	1355	22.2	22.2	100.0
	Total	6101	100.0	100.0	

*Table 76. Use of social networks: To share about prayer requests and answered prayer***R37.6. Use of social networks: To pray with others**

		Frequency	Percentage	Valid Percentage	Accumulated Percentage
Valid	Never	1318	21.6	21.6	21.6
	Less than once a month	780	12.8	12.8	34.4
	Once or a few times a month	862	14.1	14.1	48.5
	About once a week	740	12.1	12.1	60.6
	More than once a week	1313	21.5	21.5	82.2
	Daily or more than once a day	1088	17.8	17.8	100.0
	Total	6101	100.0	100.0	

Table 77. Use of social networks: To pray with others

R37.7. Use of social networks: To learn about the life of Ellen G. White

		Frequency	Percentage	Valid Percentage	Accumulated Percentage
Valid	Never	1589	26.0	26.0	26.0
	Less than once a month	1050	17.2	17.2	43.3
	Once or a few times a month	1060	17.4	17.4	60.6
	About once a week	754	12.4	12.4	73.0
	More than once a week	1004	16.5	16.5	89.4
	Daily or more than once a day	644	10.6	10.6	100.0
	Total	6101	100.0	100.0	

*Table 78. Use of social networks: To learn about the life of Ellen G. White***R37.8. Use of social networks: To read and connect to the writings of Ellen G. White**

		Frequency	Percentage	Valid Percentage	Accumulated Percentage
Valid	Never	1464	24.0	24.0	24.0
	Less than once a month	1032	16.9	16.9	40.9
	Once or a few times a month	1005	16.5	16.5	57.4
	About once a week	773	12.7	12.7	70.1
	More than once a week	1128	18.5	18.5	88.5
	Daily or more than once a day	699	11.5	11.5	100.0
	Total	6101	100.0	100.0	

*Table 79. Use of social networks: To read and connect to the writings of Ellen G. White***R37.9. Use of social networks: To help advance the mission of the Seventh-day Adventist Church**

		Frequency	Percentage	Valid Percentage	Accumulated Percentage
Valid	Never	1032	16.9	16.9	16.9
	Less than once a month	827	13.6	13.6	30.5
	Once or a few times a month	940	15.4	15.4	45.9
	About once a week	826	13.5	13.5	59.4
	More than once a week	1361	22.3	22.3	81.7
	Daily or more than once a day	1115	18.3	18.3	100.0
	Total	6101	100.0	100.0	

Table 80. Use of social networks: To help advance the mission of the Seventh-day Adventist Church

R37.10. Use of social networks: To learn about religious topics that pastors or Sabbath School teachers have not talked about

		Frequency	Percentage	Valid Percentage	Accumulated Percentage
Valid	Never	958	15.7	15.7	15.7
	Less than once a month	662	10.9	10.9	26.6
	Once or a few times a month	962	15.8	15.8	42.3
	About once a week	976	16.0	16.0	58.3
	More than once a week	1545	25.3	25.3	83.6
	Daily or more than once a day	998	16.4	16.4	100.0
	Total	6101	100.0	100.0	

Table 81. Use of social networks: To learn about religious topics that pastors or Sabbath School teachers have not talked about

R37.11. Use of social networks: To share Bible studies with family, friends, or other people in my social network

		Frequency	Percentage	Valid Percentage	Accumulated Percentage
Valid	Never	1286	21.1	21.1	21.1
	Less than once a month	875	14.3	14.3	35.4
	Once or a few times a month	955	15.7	15.7	51.1
	About once a week	823	13.5	13.5	64.6
	More than once a week	1220	20.0	20.0	84.6
	Daily or more than once a day	942	15.4	15.4	100.0
	Total	6101	100.0	100.0	

Table 82. Use of social networks: To share Bible studies with family, friends, or other people in my social network.

R37.12. Use of social networks: To attend church

		Frequency	Percentage	Valid Percentage	Accumulated Percentage
Valid	Never	1461	23.9	23.9	23.9
	Less than once a month	732	12.0	12.0	35.9
	Once or a few times a month	651	10.7	10.7	46.6
	About once a week	878	14.4	14.4	61.0
	More than once a week	1582	25.9	25.9	86.9
	Daily or more than once a day	797	13.1	13.1	100.0
	Total	6101	100.0	100.0	

Table 83. Use of social networks: To attend church

R37.13. Use of social networks: To worship with other believers

				Valid	Accumulated
				Percentage	Percentage
		Frequency	Percentage	Percentage	Percentage
Valid	Never	2162	35.4	35.4	35.4
	Less than once a month	963	15.8	15.8	51.2
	Once or a few times a month	792	13.0	13.0	64.2
	About once a week	803	13.2	13.2	77.4
	More than once a week	888	14.6	14.6	91.9
	Daily or more than once a day	493	8.1	8.1	100.0
	Total	6101	100.0	100.0	

*Table 84. Use of social networks: To worship with other believers***R37.14. Use of social networks: As a distraction from other activities that I should be doing**

				Valid	Accumulated
		Frequency	Percentage	Percentage	Percentage
Valid	Never	1470	24.1	24.1	24.1
	Less than once a month	833	13.7	13.7	37.7
	Once or a few times a month	761	12.5	12.5	50.2
	About once a week	751	12.3	12.3	62.5
	More than once a week	1293	21.2	21.2	83.7
	Daily or more than once a day	993	16.3	16.3	100.0
	Total	6101	100.0	100.0	

*Table 85. Use of social networks: As a distraction from other activities that I should be doing***R38.1. Use of social networks: ...it is good for my mental health**

			Valid	Accumulated
			Percentage	Percentage
		Frequency	Percentage	Percentage
Valid	I do not use social media	332	5.4	5.4
	Strongly Disagree	711	11.7	17.1
	Disagree	1386	22.7	39.8
	I am not sure	1600	26.2	66.0
	Agree	1623	26.6	92.6
	Strongly Agree	449	7.4	100.0
	Total	6101	100.0	100.0

Table 86. Use of social networks: ...it is good for my mental health

R38.2. Use of social networks: ...it is good for my spiritual well-being

		Frequency	Percentage	Valid Percentage	Accumulated Percentage
Valid	I do not use social media	283	4.6	4.6	4.6
	Strongly Disagree	656	10.8	10.8	15.4
	Disagree	1431	23.5	23.5	38.8
	I am not sure	1439	23.6	23.6	62.4
	Agree	1827	29.9	29.9	92.4
	Strongly Agree	465	7.6	7.6	100.0
	Total	6101	100.0	100.0	

*Table 87. Use of social networks: ...it is good for my spiritual well-being***R38.3. Use of social networks: ...I feel more connected to friends and family**

		Frequency	Percentage	Valid Percentage	Accumulated Percentage
Valid	I do not use social media	243	4.0	4.0	4.0
	Strongly Disagree	348	5.7	5.7	9.7
	Disagree	675	11.1	11.1	20.8
	I am not sure	719	11.8	11.8	32.5
	Agree	3022	49.5	49.5	82.1
	Strongly Agree	1094	17.9	17.9	100.0
	Total	6101	100.0	100.0	

*Table 88. Use of social networks: ...I feel more connected to friends and family***R38.4. Use of social networks: ...I often respond in anger to people online**

		Frequency	Percentage	Valid Percentage	Accumulated Percentage
Valid	I do not use social media	627	10.3	10.3	10.3
	Strongly Disagree	2773	45.5	45.5	55.7
	Disagree	2003	32.8	32.8	88.6
	I am not sure	354	5.8	5.8	94.4
	Agree	226	3.7	3.7	98.1
	Strongly Agree	118	1.9	1.9	100.0
	Total	6101	100.0	100.0	

Table 89. Use of social networks: ...I often respond in anger to people online

R38.5. Use of social networks: ...I have been hurt by other people's words

		Frequency	Percentage	Valid Percentage	Accumulated Percentage
Valid	I do not use social media	508	8.3	8.3	8.3
	Strongly Disagree	1743	28.6	28.6	36.9
	Disagree	1773	29.1	29.1	66.0
	I am not sure	787	12.9	12.9	78.9
	Agree	1012	16.6	16.6	95.4
	Strongly Agree	278	4.6	4.6	100.0
	Total	6101	100.0	100.0	

*Table 90. Use of social networks: ...I have been hurt by other people's words***R38.6. Use of social networks: ...I find it hard to stop when I need to**

		Frequency	Percentage	Valid Percentage	Accumulated Percentage
Valid	I do not use social media	396	6.5	6.5	6.5
	Strongly Disagree	1521	24.9	24.9	31.4
	Disagree	2040	33.4	33.4	64.9
	I am not sure	897	14.7	14.7	79.6
	Agree	954	15.6	15.6	95.2
	Strongly Agree	293	4.8	4.8	100.0
	Total	6101	100.0	100.0	

*Table 91. Use of social networks: - ...I find it hard to stop when I need to***R39. When I can't use social media: ...I feel like I am missing out on what is happening**

		Frequency	Percentage	Valid Percentage	Accumulated Percentage
Valid	I do not use social media	343	5.6	5.6	5.6
	Strongly Disagree	1600	26.2	26.2	31.8
	Disagree	2176	35.7	35.7	67.5
	I am not sure	653	10.7	10.7	78.2
	Agree	1054	17.3	17.3	95.5
	Strongly Agree	275	4.5	4.5	100.0
	Total	6101	100.0	100.0	

Table 92. Use of social networks: -...I feel like I am missing out on what is happening

R40.1. Program awareness: I Will Go Strategic Focus 2020-2025

		Frequency	Percentage	Valid Percentage	Accumulated Percentage
Valid	I have not heard of this program	780	12.8	12.8	12.8
	I have heard about this program, but not participated	1579	25.9	25.9	38.7
	I have participated in the program	3742	61.3	61.3	100.0
	Total	6101	100.0	100.0	

*Table 93. Program awareness: I Will Go Strategic Focus 2020-2025***R40.2. Program awareness: Total Member Involvement**

		Frequency	Percentage	Valid Percentage	Accumulated Percentage
Valid	I have not heard of this program	874	14.3	14.3	14.3
	I have heard about this program, but not participated	1434	23.5	23.5	37.8
	I have participated in the program	3793	62.2	62.2	100.0
	Total	6101	100.0	100.0	

*Table 94. Program awareness: Total Member Involvement***R40.3. Program awareness: Revival and Reformation**

		Frequency	Percentage	Valid Percentage	Accumulated Percentage
Valid	I have not heard of this program	763	12.5	12.5	12.5
	I have heard about this program, but not participated	1820	29.8	29.8	42.3
	I have participated in the program	3518	57.7	57.7	100.0
	Total	6101	100.0	100.0	

*Table 95. Program awareness: Revival and Reformation***R40.4. Program awareness: Mission to the Cities**

		Frequency	Percentage	Valid Percentage	Accumulated Percentage
Valid	I have not heard of this program	2245	36.8	36.8	36.8
	I have heard about this program, but not participated	2367	38.8	38.8	75.6
	I have participated in the program	1489	24.4	24.4	100.0
	Total	6101	100.0	100.0	

Table 96. Program awareness: Mission to the Cities

R40.5. Program awareness: Comprehensive Health Ministry

		Frequency	Percentage	Valid Percentage	Accumulated Percentage
Valid	I have not heard of this program	1676	27.5	27.5	27.5
	I have heard about this program, but not participated	2374	38.9	38.9	66.4
	I have participated in the program	2051	33.6	33.6	100.0
	Total	6101	100.0	100.0	

*Table 97. Program awareness: Comprehensive Health Ministry***R40.6. Program awareness: Believe His Prophets**

		Frequency	Percentage	Valid Percentage	Accumulated Percentage
Valid	I have not heard of this program	1756	28.8	28.8	28.8
	I have heard about this program, but not participated	1963	32.2	32.2	61.0
	I have participated in the program	2382	39.0	39.0	100.0
	Total	6101	100.0	100.0	

*Table 98. Program awareness: Believe His Prophets***R40.7. Program awareness: 10 Days of Prayer**

		Frequency	Percentage	Valid Percentage	Accumulated Percentage
Valid	I have not heard of this program	411	6.7	6.7	6.7
	I have heard about this program, but not participated	1125	18.4	18.4	25.2
	I have participated in the program	4565	74.8	74.8	100.0
	Total	6101	100.0	100.0	

*Table 99. Program awareness: 10 Days of Prayer***R40.8. Program awareness: Adventist Possibility Ministries**

		Frequency	Percentage	Valid Percentage	Accumulated Percentage
Valid	I have not heard of this program	2887	47.3	47.3	47.3
	I have heard about this program, but not participated	2065	33.8	33.8	81.2
	I have participated in the program	1149	18.8	18.8	100.0
	Total	6101	100.0	100.0	

Table 100. Program awareness: Adventist Possibility Ministries

R40.9. Program awareness: Annual Week of Prayer

		Frequency	Percentage	Valid Percentage	Accumulated Percentage
Valid	I have not heard of this program	1243	20.4	20.4	20.4
	I have heard about this program, but not participated	1240	20.3	20.3	40.7
	I have participated in the program	3618	59.3	59.3	100.0
	Total	6101	100.0	100.0	

*Table 101. Program awareness: Annual Week of Prayer***R40.10. Program awareness: Global Mission**

		Frequency	Percentage	Valid Percentage	Accumulated Percentage
Valid	I have not heard of this program	1443	23.7	23.7	23.7
	I have heard about this program, but not participated	2576	42.2	42.2	65.9
	I have participated in the program	2082	34.1	34.1	100.0
	Total	6101	100.0	100.0	

*Table 102. Program awareness: Global Mission***R40.11. Program awareness: Enditnow**

		Frequency	Percentage	Valid Percentage	Accumulated Percentage
Valid	I have not heard of this program	2918	47.8	47.8	47.8
	I have heard about this program, but not participated	1614	26.5	26.5	74.3
	I have participated in the program	1569	25.7	25.7	100.0
	Total	6101	100.0	100.0	

*Table 103. Program awareness: Enditnow***R41.1. Program awareness: By word of mouth**

		Frequency	Percentage	Valid Percentage	Accumulated Percentage
Valid	Never	1608	26.4	26.4	26.4
	Only once or twice	1039	17.0	17.0	43.4
	At least once a quarter	1029	16.9	16.9	60.3
	Once a month	864	14.2	14.2	74.4
	Almost every week	853	14.0	14.0	88.4
	Every week	708	11.6	11.6	100.0
	Total	6101	100.0	100.0	

Table 104. Program awareness: By word of mouth

R41.2. Program awareness: At church

		Frequency	Percentage	Valid Percentage	Accumulated Percentage
Valid	Never	675	11.1	11.1	11.1
	Only once or twice	780	12.8	12.8	23.8
	At least once a quarter	966	15.8	15.8	39.7
	Once a month	917	15.0	15.0	54.7
	Almost every week	1302	21.3	21.3	76.1
	Every week	1461	23.9	23.9	100.0
	Total	6101	100.0	100.0	

*Table 105. Program awareness: At church***R41.3. Program awareness: At a seminar or meeting**

		Frequency	Percentage	Valid Percentage	Accumulated Percentage
Valid	Never	1244	20.4	20.4	20.4
	Only once or twice	991	16.2	16.2	36.6
	At least once a quarter	1361	22.3	22.3	58.9
	Once a month	1263	20.7	20.7	79.6
	Almost every week	662	10.9	10.9	90.5
	Every week	580	9.5	9.5	100.0
	Total	6101	100.0	100.0	

*Table 106. Program awareness: At a seminar or meeting***R41.4. Program awareness: By reading a church publication**

		Frequency	Percentage	Valid Percentage	Accumulated Percentage
Valid	Never	1293	21.2	21.2	21.2
	Only once or twice	944	15.5	15.5	36.7
	At least once a quarter	1032	16.9	16.9	53.6
	Once a month	1047	17.2	17.2	70.7
	Almost every week	986	16.2	16.2	86.9
	Every week	799	13.1	13.1	100.0
	Total	6101	100.0	100.0	

Table 107. Program awareness: By reading a church publication

R41.5. Program awareness: On the television or radio

		Frequency	Percentage	Valid Percentage	Accumulated Percentage
Valid	Never	2768	45.4	45.4	45.4
	Only once or twice	804	13.2	13.2	58.5
	At least once a quarter	561	9.2	9.2	67.7
	Once a month	627	10.3	10.3	78.0
	Almost every week	740	12.1	12.1	90.1
	Every week	601	9.9	9.9	100.0
	Total	6101	100.0	100.0	

*Table 108. Program awareness: On the television or radio***R41.6. Program awareness: By reading a website**

		Frequency	Percentage	Valid Percentage	Accumulated Percentage
Valid	Never	2314	37.9	37.9	37.9
	Only once or twice	969	15.9	15.9	53.8
	At least once a quarter	743	12.2	12.2	66.0
	Once a month	765	12.5	12.5	78.5
	Almost every week	718	11.8	11.8	90.3
	Every week	592	9.7	9.7	100.0
	Total	6101	100.0	100.0	

*Table 109. Program awareness: By reading a website***R41.7. Program awareness: On social media**

		Frequency	Percentage	Valid Percentage	Accumulated Percentage
Valid	Never	1105	18.1	18.1	18.1
	Only once or twice	924	15.1	15.1	33.3
	At least once a quarter	697	11.4	11.4	44.7
	Once a month	878	14.4	14.4	59.1
	Almost every week	1294	21.2	21.2	80.3
	Every week	1203	19.7	19.7	100.0
	Total	6101	100.0	100.0	

Table 110. Program awareness: On social media

A42.1. Religious attitude and experiences: My Sabbath School teachers or leaders care about me

		Frequency	Percentage	Valid Percentage	Accumulated Percentage
Valid	Strongly Disagree	459	7.5	7.5	7.5
	Disagree	518	8.5	8.5	16.0
	I am not sure	1359	22.3	22.3	38.3
	Agree	2568	42.1	42.1	80.4
	Strongly Agree	1197	19.6	19.6	100.0
	Total	6101	100.0	100.0	

*Table 111. Religious attitude and experiences: My Sabbath School teachers or leaders care about me***A42.2. Religious attitude and experiences: My pastor cares about me**

		Frequency	Percentage	Valid Percentage	Accumulated Percentage
Valid	Strongly Disagree	355	5.8	5.8	5.8
	Disagree	303	5.0	5.0	10.8
	I am not sure	1098	18.0	18.0	28.8
	Agree	2589	42.4	42.4	71.2
	Strongly Agree	1756	28.8	28.8	100.0
	Total	6101	100.0	100.0	

*Table 112. Religious attitude and experiences: My pastor cares about me***A42.3. Religious attitude and experiences: Other people in my church care about me**

		Frequency	Percentage	Valid Percentage	Accumulated Percentage
Valid	Strongly Disagree	199	3.3	3.3	3.3
	Disagree	168	2.8	2.8	6.0
	I am not sure	863	14.1	14.1	20.2
	Agree	3145	51.5	51.5	71.7
	Strongly Agree	1726	28.3	28.3	100.0
	Total	6101	100.0	100.0	

Table 113. Religious attitude and experiences: Other people in my church care about me

A42.4. Religious attitude and experiences: I feel proud of my local church and its role and reputation in my community

		Frequency	Percentage	Valid Percentage	Accumulated Percentage
Valid	Strongly Disagree	198	3.2	3.2	3.2
	Disagree	274	4.5	4.5	7.7
	I am not sure	880	14.4	14.4	22.2
	Agree	2763	45.3	45.3	67.4
	Strongly Agree	1986	32.6	32.6	100.0
	Total	6101	100.0	100.0	

Table 114. Religious attitude and experiences: I feel proud of my local church and its role and reputation in my community

A42.5. Religious attitude and experiences: I attend a church that plans activities for everyone in my family

		Frequency	Percentage	Valid Percentage	Accumulated Percentage
Valid	Strongly Disagree	251	4.1	4.1	4.1
	Disagree	527	8.6	8.6	12.8
	I am not sure	693	11.4	11.4	24.1
	Agree	2796	45.8	45.8	69.9
	Strongly Agree	1834	30.1	30.1	100.0
	Total	6101	100.0	100.0	

Table 115. Religious attitude and experiences: I attend a church that plans activities for everyone in my family

A42.6. Religious attitude and experiences: I attend a church that makes worship services available online

		Frequency	Percentage	Valid Percentage	Accumulated Percentage
Valid	Strongly Disagree	758	12.4	12.4	12.4
	Disagree	1152	18.9	18.9	31.3
	I am not sure	673	11.0	11.0	42.3
	Agree	1965	32.2	32.2	74.5
	Strongly Agree	1553	25.5	25.5	100.0
	Total	6101	100.0	100.0	

Table 116. Religious attitude and experiences: I attend a church that makes worship services available online

A42.7. Religious attitude and experiences: Youth and young adults play an important role in decision-making in my local church

		Frequency	Percentage	Valid Percentage	Accumulated Percentage
Valid	Strongly Disagree	276	4.5	4.5	4.5
	Disagree	472	7.7	7.7	12.3
	I am not sure	782	12.8	12.8	25.1
	Agree	2752	45.1	45.1	70.2
	Strongly Agree	1819	29.8	29.8	100.0
	Total	6101	100.0	100.0	

Table 117. Religious attitude and experiences: Youth and young adults play an important role in decision-making in my local church

A42.8. Religious attitude and experiences: Youth and young adults are actively involved in carrying out the mission of my local church

		Frequency	Percentage	Valid Percentage	Accumulated Percentage
Valid	Strongly Disagree	221	3.6	3.6	3.6
	Disagree	485	7.9	7.9	11.6
	I am not sure	746	12.2	12.2	23.8
	Agree	2986	48.9	48.9	72.7
	Strongly Agree	1663	27.3	27.3	100.0
	Total	6101	100.0	100.0	

Table 118. Religious attitude and experiences: Youth and young adults are actively involved in carrying out the mission of my local church

A42.9. Religious attitude and experiences: My local church has a program for preparing young people to become leaders

		Frequency	Percentage	Valid Percentage	Accumulated Percentage
Valid	Strongly Disagree	499	8.2	8.2	8.2
	Disagree	981	16.1	16.1	24.3
	I am not sure	1241	20.3	20.3	44.6
	Agree	2151	35.3	35.3	79.9
	Strongly Agree	1229	20.1	20.1	100.0
	Total	6101	100.0	100.0	

Table 119. Religious attitude and experiences: My local church has a program for preparing young people to become leaders

A42.10. Religious attitude and experiences: My conference/mission has a program for preparing young people to become leaders

		Frequency	Percentage	Valid Percentage	Accumulated Percentage
Valid	Strongly Disagree	295	4.8	4.8	4.8
	Disagree	444	7.3	7.3	12.1
	I am not sure	1267	20.8	20.8	32.9
	Agree	2512	41.2	41.2	74.1
	Strongly Agree	1583	25.9	25.9	100.0
	Total	6101	100.0	100.0	

Table 120. Religious attitude and experiences: My conference/mission has a program for preparing young people to become leaders

A42.11. Religious attitude and experiences: My local church has a program for preparing new members to become leaders

		Frequency	Percentage	Valid Percentage	Accumulated Percentage
Valid	Strongly Disagree	438	7.2	7.2	7.2
	Disagree	1042	17.1	17.1	24.3
	I am not sure	1509	24.7	24.7	49.0
	Agree	2095	34.3	34.3	83.3
	Strongly Agree	1017	16.7	16.7	100.0
	Total	6101	100.0	100.0	

Table 121. Religious attitude and experiences: My local church has a program for preparing new members to become leaders

A42.12. Religious attitude and experiences: I currently provide financial support for children (mine or others) to attend a Seventh-day Adventist school

		Frequency	Percentage	Valid Percentage	Accumulated Percentage
Valid	Strongly Disagree	1181	19.4	19.4	19.4
	Disagree	1608	26.4	26.4	45.7
	I am not sure	999	16.4	16.4	62.1
	Agree	1467	24.0	24.0	86.1
	Strongly Agree	846	13.9	13.9	100.0
	Total	6101	100.0	100.0	

Table 122. Religious attitude and experiences: I currently provide financial support for children (mine or others) to attend a Seventh-day Adventist school

A42.13. Religious attitude and experiences: I apply what I learn from the Bible to my daily life

		Frequency	Percentage	Valid Percentage	Accumulated Percentage
Valid	Strongly Disagree	84	1.4	1.4	1.4
	Disagree	80	1.3	1.3	2.7
	I am not sure	528	8.7	8.7	11.3
	Agree	3382	55.4	55.4	66.8
	Strongly Agree	2027	33.2	33.2	100.0
	Total	6101	100.0	100.0	

*Table 123. Religious attitude and experiences: I apply what I learn from the Bible to my daily life***A42.14. Religious attitude and experiences: I apply what I learn from Sabbath School lessons to my daily life**

		Frequency	Percentage	Valid Percentage	Accumulated Percentage
Valid	Strongly Disagree	95	1.6	1.6	1.6
	Disagree	108	1.8	1.8	3.3
	I am not sure	630	10.3	10.3	13.7
	Agree	3411	55.9	55.9	69.6
	Strongly Agree	1857	30.4	30.4	100.0
	Total	6101	100.0	100.0	

*Table 124. Religious attitude and experiences: I apply what I learn from Sabbath School lessons to my daily life***A42.15. Religious attitude and experiences: I apply what I learn from Ellen White's writings to my daily life**

		Frequency	Percentage	Valid Percentage	Accumulated Percentage
Valid	Strongly Disagree	165	2.7	2.7	2.7
	Disagree	208	3.4	3.4	6.1
	I am not sure	1037	17.0	17.0	23.1
	Agree	3180	52.1	52.1	75.2
	Strongly Agree	1511	24.8	24.8	100.0
	Total	6101	100.0	100.0	

*Table 125. Religious attitude and experiences: I apply what I learn from Ellen White's writings to my daily life***A42.16. Religious attitude and experiences: Although I am religious, it does not affect my daily life**

		Frequency	Percentage	Valid Percentage	Accumulated Percentage
Valid	Strongly Disagree	839	13.8	13.8	13.8
	Disagree	1175	19.3	19.3	33.0
	I am not sure	838	13.7	13.7	46.7
	Agree	2000	32.8	32.8	79.5
	Strongly Agree	1249	20.5	20.5	100.0
	Total	6101	100.0	100.0	

Table 126. Religious attitude and experiences: Although I am religious, it does not affect my daily life

A42.17. Religious attitude and experiences: My local church has the ability to communicate across cultures, clans, tribes, and religion

		Frequency	Percentage	Valid Percentage	Accumulated Percentage
Valid	Strongly Disagree	825	13.5	13.5	13.5
	Disagree	1000	16.4	16.4	29.9
	I am not sure	1952	32.0	32.0	61.9
	Agree	1629	26.7	26.7	88.6
	Strongly Agree	695	11.4	11.4	100.0
	Total	6101	100.0	100.0	

Table 127. Religious attitude and experiences: My local church has the ability to communicate across cultures, clans, tribes, and religion

A42.18. Religious attitude and experiences: My local church offers training on conflict resolution and reconciliation

		Frequency	Percentage	Valid Percentage	Accumulated Percentage
Valid	Strongly Disagree	739	12.1	12.1	12.1
	Disagree	1144	18.8	18.8	30.9
	I am not sure	1542	25.3	25.3	56.1
	Agree	1899	31.1	31.1	87.3
	Strongly Agree	777	12.7	12.7	100.0
	Total	6101	100.0	100.0	

Table 128. Religious attitude and experiences: My local church offers training on conflict resolution and reconciliation

A42.19. Religious attitude and experiences: My local church offers training on nurture and discipling of church members

		Frequency	Percentage	Valid Percentage	Accumulated Percentage
Valid	Strongly Disagree	401	6.6	6.6	6.6
	Disagree	609	10.0	10.0	16.6
	I am not sure	1062	17.4	17.4	34.0
	Agree	2840	46.5	46.5	80.5
	Strongly Agree	1189	19.5	19.5	100.0
	Total	6101	100.0	100.0	

Table 129. Religious attitude and experiences: My local church offers training on nurture and discipling of church members

A43. Spirit of Prophecy accessibility: Have you been able to access books by Ellen G. White in a language that you understand?

		Frequency	Percentage	Valid Percentage	Accumulated Percentage
Valid	Yes, always.	4679	76.7	76.7	76.7
	Yes for one or more of Patriarchs and Prophets	772	12.7	12.7	89.3
	Prophets and Kings Desire of Ages Acts of the				
	Apostles Great Controversy				
	Only sometimes	277	4.5	4.5	93.9
	No, not at all	135	2.2	2.2	96.1
	I have not tried to access books by Ellen G.	201	3.3	3.3	99.4
	White				
	I do not know who Ellen G. White is	37	.6	.6	100.0
	Total	6101	100.0	100.0	

Table 130. Spirit of Prophecy accessibility: Have you been able to access books by Ellen G. White in a language that you understand?

A44.1. Publications accessibility: Electronic books and/or other digital publications available for free

		Frequency	Percentage	Valid Percentage	Accumulated Percentage
Valid	Yes	5358	87.8	87.8	87.8
	No	743	12.2	12.2	100.0
	Total	6101	100.0	100.0	

Table 131. Publications accessibility: Electronic books and/or other digital publications available for free

A44.2. Publications accessibility: Electronic books and/or other digital publications available to be purchased

		Frequency	Percentage	Valid Percentage	Accumulated Percentage
Valid	Yes	4433	72.7	72.7	72.7
	No	1668	27.3	27.3	100.0
	Total	6101	100.0	100.0	

Table 132. Publications accessibility: Electronic books and/or other digital publications available to be purchased

A44.3. Publications accessibility: Printed publications available at local church book center

		Frequency	Percentage	Valid Percentage	Accumulated Percentage
Valid	Yes	4466	73.2	73.2	73.2
	No	1635	26.8	26.8	100.0
	Total	6101	100.0	100.0	

Table 133. Publications accessibility: Printed publications available at local church book center

A44.4. Publications accessibility: Printed publications available at an Adventist Book Center Store

		Frequency	Percentage	Valid Percentage	Accumulated Percentage
Valid	Yes	5125	84.0	84.0	84.0
	No	976	16.0	16.0	100.0
	Total	6101	100.0	100.0	

*Table 134. Publications accessibility: Printed publications available at an Adventist Book Center Store***A44.5. Publications accessibility: Printed publications available at major church gatherings, such as camp meetings or conferences**

		Frequency	Percentage	Valid Percentage	Accumulated Percentage
Valid	Yes	4822	79.0	79.0	79.0
	No	1279	21.0	21.0	100.0
	Total	6101	100.0	100.0	

*Table 135. Publications accessibility: Printed publications available at major church gatherings, such as camp meetings or conferences***A45.1. Evangelism: Overall evangelistic outreach by my church in the local community...**

		Frequency	Percentage	Valid Percentage	Accumulated Percentage
Valid	Does not apply to my church	182	3.0	3.0	3.0
	Needs to decrease greatly	49	.8	.8	3.8
	Needs to decrease somewhat	69	1.1	1.1	4.9
	Is at the right level	927	15.2	15.2	20.1
	Needs to increase somewhat	2864	46.9	46.9	67.1
	Needs to increase greatly	2010	32.9	32.9	100.0
	Total	6101	100.0	100.0	

*Table 136. Evangelism: Overall evangelistic outreach by my church in the local community...***A45.2. Evangelism: My involvement in evangelistic outreach by my church to the local community...**

		Frequency	Percentage	Valid Percentage	Accumulated Percentage
Valid	Does not apply to my church	107	1.8	1.8	1.8
	Needs to decrease greatly	26	.4	.4	2.2
	Needs to decrease somewhat	58	1.0	1.0	3.1
	Is at the right level	1004	16.5	16.5	19.6
	Needs to increase somewhat	3231	53.0	53.0	72.5
	Needs to increase greatly	1675	27.5	27.5	100.0
	Total	6101	100.0	100.0	

Table 137. Evangelism: My involvement in evangelistic outreach by my church to the local community...

A45.3. Evangelism: Overall efforts by my church to meet the needs of my local community...

		Frequency	Percentage	Valid Percentage	Accumulated Percentage
Valid	Does not apply to my church	119	2.0	2.0	2.0
	Needs to decrease greatly	20	.3	.3	2.3
	Needs to decrease somewhat	49	.8	.8	3.1
	Is at the right level	1007	16.5	16.5	19.6
	Needs to increase somewhat	3125	51.2	51.2	70.8
	Needs to increase greatly	1781	29.2	29.2	100.0
	Total	6101	100.0	100.0	

*Table 138. Evangelism: Overall efforts by my church to meet the needs of my local community...***A45.4. Evangelism: My involvement in efforts to meet the needs of my local community through my church...**

		Frequency	Percentage	Valid Percentage	Accumulated Percentage
Valid	Does not apply to my church	113	1.9	1.9	1.9
	Needs to decrease greatly	24	.4	.4	2.2
	Needs to decrease somewhat	62	1.0	1.0	3.3
	Is at the right level	1027	16.8	16.8	20.1
	Needs to increase somewhat	3318	54.4	54.4	74.5
	Needs to increase greatly	1557	25.5	25.5	100.0
	Total	6101	100.0	100.0	

*Table 139. Evangelism: My involvement in efforts to meet the needs of my local community through my church...***A45.5. Evangelism: Overall caring for and nurturing members by my church...**

		Frequency	Percentage	Valid Percentage	Accumulated Percentage
Valid	Does not apply to my church	112	1.8	1.8	1.8
	Needs to decrease greatly	16	.3	.3	2.1
	Needs to decrease somewhat	53	.9	.9	3.0
	Is at the right level	1095	17.9	17.9	20.9
	Needs to increase somewhat	3252	53.3	53.3	74.2
	Needs to increase greatly	1573	25.8	25.8	100.0
	Total	6101	100.0	100.0	

Table 140. Evangelism: Overall caring for and nurturing members by my church...

A45.6. Evangelism: My involvement in caring for and nurturing local church members...

		Frequency	Percentage	Valid Percentage	Accumulated Percentage
Valid	Does not apply to my church	87	1.4	1.4	1.4
	Needs to decrease greatly	19	.3	.3	1.7
	Needs to decrease somewhat	55	.9	.9	2.6
	Is at the right level	1081	17.7	17.7	20.4
	Needs to increase somewhat	3403	55.8	55.8	76.1
	Needs to increase greatly	1456	23.9	23.9	100.0
	Total	6101	100.0	100.0	

*Table 141. Evangelism: My involvement in caring for and nurturing local church members***A45.7. Evangelism: Overall reclaiming of former members by my church...**

		Frequency	Percentage	Valid Percentage	Accumulated Percentage
Valid	Does not apply to my church	98	1.6	1.6	1.6
	Needs to decrease greatly	21	.3	.3	2.0
	Needs to decrease somewhat	49	.8	.8	2.8
	Is at the right level	525	8.6	8.6	11.4
	Needs to increase somewhat	2751	45.1	45.1	56.4
	Needs to increase greatly	2657	43.6	43.6	100.0
	Total	6101	100.0	100.0	

*Table 142. Evangelism: Overall reclaiming of former members by my church...***A45.8. Evangelism: My involvement in reclaiming of former church members...**

		Frequency	Percentage	Valid Percentage	Accumulated Percentage
Valid	Does not apply to my church	95	1.6	1.6	1.6
	Needs to decrease greatly	11	.2	.2	1.7
	Needs to decrease somewhat	45	.7	.7	2.5
	Is at the right level	636	10.4	10.4	12.9
	Needs to increase somewhat	3037	49.8	49.8	62.7
	Needs to increase greatly	2277	37.3	37.3	100.0
	Total	6101	100.0	100.0	

Table 143. Evangelism: My involvement in reclaiming of former church members...

A45.9. Evangelism: Overall inclusion of young people in carrying out the mission of my local church...

		Frequency	Percentage	Valid Percentage	Accumulated Percentage
Valid	Does not apply to my church	116	1.9	1.9	1.9
	Needs to decrease greatly	16	.3	.3	2.2
	Needs to decrease somewhat	44	.7	.7	2.9
	Is at the right level	1330	21.8	21.8	24.7
	Needs to increase somewhat	2926	48.0	48.0	72.6
	Needs to increase greatly	1669	27.4	27.4	100.0
	Total	6101	100.0	100.0	

Table 144. Evangelism: Overall inclusion of young people in carrying out the mission of my local church...

A45.10. Evangelism: My involvement in including young people in carrying out the mission of my local church...

		Frequency	Percentage	Valid Percentage	Accumulated Percentage
Valid	Does not apply to my church	112	1.8	1.8	1.8
	Needs to decrease greatly	13	.2	.2	2.0
	Needs to decrease somewhat	52	.9	.9	2.9
	Is at the right level	1422	23.3	23.3	26.2
	Needs to increase somewhat	3034	49.7	49.7	75.9
	Needs to increase greatly	1468	24.1	24.1	100.0
	Total	6101	100.0	100.0	

Table 145. Evangelism: My involvement in including young people in carrying out the mission of my local church...

A46. Happiness in church: How satisfied are you with your local church?

		Frequency	Percentage	Valid Percentage	Accumulated Percentage
Valid	Very Dissatisfied	253	4.1	4.1	4.1
	Not Satisfied	568	9.3	9.3	13.5
	Neutral	1139	18.7	18.7	32.1
	Satisfied	2748	45.0	45.0	77.2
	Very Satisfied	1393	22.8	22.8	100.0
	Total	6101	100.0	100.0	

Table 146. Happiness in church: How satisfied are you with your local church?

A47. Happiness in church: How likely is it that you will be attending a Seventh-day Adventist Church for the rest of your life?

		Frequency	Percentage	Valid Percentage	Accumulated Percentage
Valid	Very Unlikely	72	1.2	1.2	1.2
	Not Unlikely	38	.6	.6	1.8
	Neutral	195	3.2	3.2	5.0
	Likely	171	2.8	2.8	7.8
	Very Likely	5625	92.2	92.2	100.0
	Total	6101	100.0	100.0	

Table 147. Happiness in church: How likely is it that you will be attending a Seventh-day Adventist Church for the rest of your life?

A48. Commitment to Jesus: Which of the following best describes your commitment to Jesus Christ?

		Frequency	Percentage	Valid Percentage	Accumulated Percentage
Valid	I am not committed to Christ.	40	.7	.7	.7
	I am not sure if I am committed to Christ.	175	2.9	2.9	3.5
	I committed my life to Christ at a specific moment in my life but it didn't last	220	3.6	3.6	7.1
	My commitment to Christ has developed gradually over a period of time and I am fully committed to Christ now	2486	40.7	40.7	47.9
	My commitment to Christ came suddenly and I was changed; I am fully committed to Christ now	911	14.9	14.9	62.8
	I have been committed to Christ since I was a young child and continue to be fully committed to Him now	2269	37.2	37.2	100.0
	Total	6101	100.0	100.0	

Table 148. Commitment to Jesus: Which of the following best describes your commitment to Jesus Christ?

A49.1. Commitment to Jesus: I help others with their religious questions and struggles

		Frequency	Percentage	Valid Percentage	Accumulated Percentage
Valid	1	155	2.5	2.5	2.5
	2	356	5.8	5.8	8.4
	3	1274	20.9	20.9	29.3
	4	1633	26.8	26.8	56.0
	5	2683	44.0	44.0	100.0
	Total	6101	100.0	100.0	

Table 149. Commitment to Jesus: I help others with their religious questions and struggles

A49.2. Commitment to Jesus: I feel a deep sense of responsibility for reducing pain and suffering in the world

		Frequency	Percentage	Valid Percentage	Accumulated Percentage
Valid	1	168	2.8	2.8	2.8
	2	409	6.7	6.7	9.5
	3	1328	21.8	21.8	31.2
	4	1859	30.5	30.5	61.7
	5	2337	38.3	38.3	100.0
	Total	6101	100.0	100.0	

Table 150. Commitment to Jesus: I feel a deep sense of responsibility for reducing pain and suffering in the world

A49.3. Commitment to Jesus: I give a significant amount of time to help other people

		Frequency	Percentage	Valid Percentage	Accumulated Percentage
Valid	1	260	4.3	4.3	4.3
	2	847	13.9	13.9	18.1
	3	1812	29.7	29.7	47.8
	4	1589	26.0	26.0	73.9
	5	1593	26.1	26.1	100.0
	Total	6101	100.0	100.0	

Table 151. Commitment to Jesus: I give a significant amount of time to help other people

A49.4. Commitment to Jesus: I give a significant amount of money to help other people

		Frequency	Percentage	Valid Percentage	Accumulated Percentage
Valid	1	652	10.7	10.7	10.7
	2	1430	23.4	23.4	34.1
	3	1932	31.7	31.7	65.8
	4	1140	18.7	18.7	84.5
	5	947	15.5	15.5	100.0
	Total	6101	100.0	100.0	

Table 152. Commitment to Jesus: I give a significant amount of money to help other people

A49.5. Commitment to Jesus: I show that I care a great deal about reducing poverty in society

		Frequency	Percentage	Valid Percentage	Accumulated Percentage
Valid	1	503	8.2	8.2	8.2
	2	1167	19.1	19.1	27.4
	3	1913	31.4	31.4	58.7
	4	1365	22.4	22.4	81.1
	5	1153	18.9	18.9	100.0
	Total	6101	100.0	100.0	

Table 153. Commitment to Jesus: I show that I care a great deal about reducing poverty in society

A49.6. Commitment to Jesus: I apply my faith to political and social issues

		Frequency	Percentage	Valid Percentage	Accumulated Percentage
Valid	1	1532	25.1	25.1	25.1
	2	795	13.0	13.0	38.1
	3	1159	19.0	19.0	57.1
	4	1194	19.6	19.6	76.7
	5	1421	23.3	23.3	100.0
	Total	6101	100.0	100.0	

*Table 154. Commitment to Jesus: I apply my faith to political and social issues***A49.7. Commitment to Jesus: I feel my life is filled with meaning and purpose**

		Frequency	Percentage	Valid Percentage	Accumulated Percentage
Valid	1	92	1.5	1.5	1.5
	2	198	3.2	3.2	4.8
	3	746	12.2	12.2	17.0
	4	1513	24.8	24.8	41.8
	5	3552	58.2	58.2	100.0
	Total	6101	100.0	100.0	

*Table 155. Commitment to Jesus: I feel my life is filled with meaning and purpose***A50.1. Commitment to Jesus: When I keep the Sabbath faithfully, I cope better with the stresses of the week**

		Frequency	Percentage	Valid Percentage	Accumulated Percentage
Valid	Strongly Disagree	184	3.0	3.0	3.0
	Disagree	97	1.6	1.6	4.6
	I am not sure	286	4.7	4.7	9.3
	Agree	1440	23.6	23.6	32.9
	Strongly Agree	4094	67.1	67.1	100.0
	Total	6101	100.0	100.0	

Table 156. Commitment to Jesus: When I keep the Sabbath faithfully, I cope better with the stresses of the week

A50.2. Commitment to Jesus: Keeping the Sabbath is part of who I am, not something that I do**because I have to**

		Frequency	Percentage	Valid Percentage	Accumulated Percentage
Valid	Strongly Disagree	133	2.2	2.2	2.2
	Disagree	59	1.0	1.0	3.1
	I am not sure	187	3.1	3.1	6.2
	Agree	1297	21.3	21.3	27.5
	Strongly Agree	4425	72.5	72.5	100.0
	Total	6101	100.0	100.0	

*Table 157. Commitment to Jesus: Keeping the Sabbath is part of who I am, not something that I do because I have to***A51.1. Commitment to Jesus: I have grown spiritually**

		Frequency	Percentage	Valid Percentage	Accumulated Percentage
Valid	Not true at all for me	168	2.8	2.8	2.8
	A little true for me	381	6.2	6.2	9.0
	Somewhat true	1034	16.9	16.9	25.9
	Mostly true	2184	35.8	35.8	61.7
	True for me a great deal	2334	38.3	38.3	100.0
	Total	6101	100.0	100.0	

*Table 158. Commitment to Jesus: I have grown spiritually***A51.2. Commitment to Jesus: Because of spiritual changes I have been through I have changed my priorities**

		Frequency	Percentage	Valid Percentage	Accumulated Percentage
Valid	Not true at all for me	447	7.3	7.3	7.3
	A little true for me	402	6.6	6.6	13.9
	Somewhat true	1131	18.5	18.5	32.5
	Mostly true	2184	35.8	35.8	68.3
	True for me a great deal	1937	31.7	31.7	100.0
	Total	6101	100.0	100.0	

*Table 159. Commitment to Jesus: Because of spiritual changes I have been through I have changed my priorities***A51.3. Commitment to Jesus: I more often have a sense of gratitude**

		Frequency	Percentage	Valid Percentage	Accumulated Percentage
Valid	Not true at all for me	70	1.1	1.1	1.1
	A little true for me	187	3.1	3.1	4.2
	Somewhat true	699	11.5	11.5	15.7
	Mostly true	2275	37.3	37.3	53.0
	True for me a great deal	2870	47.0	47.0	100.0
	Total	6101	100.0	100.0	

Table 160. Commitment to Jesus: I more often have a sense of gratitude

A51.4. Commitment to Jesus: I spend more time thinking about spiritual questions

			Valid	Accumulated
			Percentage	Percentage
		Frequency	Percentage	Percentage
Valid	Not true at all for me	118	1.9	1.9
	A little true for me	375	6.1	8.1
	Somewhat true	1122	18.4	26.5
	Mostly true	2253	36.9	63.4
	True for me a great deal	2233	36.6	100.0
	Total	6101	100.0	100.0

*Table 161. Commitment to Jesus: I spend more time thinking about spiritual questions***A51.5. Commitment to Jesus: In some ways I think I am spiritually lost**

			Valid	Accumulated
			Percentage	Percentage
		Frequency	Percentage	Percentage
Valid	Not true at all for me	2394	39.2	39.2
	A little true for me	1200	19.7	58.9
	Somewhat true	1391	22.8	81.7
	Mostly true	641	10.5	92.2
	True for me a great deal	475	7.8	100.0
	Total	6101	100.0	100.0

*Table 162. Commitment to Jesus: In some ways I think I am spiritually lost***A51.6. Commitment to Jesus: My faith has been shaken and I am not sure what I believe**

			Valid	Accumulated
			Percentage	Percentage
		Frequency	Percentage	Percentage
Valid	Not true at all for me	4489	73.6	73.6
	A little true for me	558	9.1	82.7
	Somewhat true	377	6.2	88.9
	Mostly true	330	5.4	94.3
	True for me a great deal	347	5.7	100.0
	Total	6101	100.0	100.0

*Table 163. Commitment to Jesus: My faith has been shaken and I am not sure what I believe***A51.7. Commitment to Jesus: I feel I have lost some important spiritual meaning that I had before**

				Valid	Accumulated
		Frequency	Percentage	Percentage	Percentage
Valid	Not true at all for me	3816	62.5	62.5	62.5
	A little true for me	827	13.6	13.6	76.1
	Somewhat true	707	11.6	11.6	87.7
	Mostly true	410	6.7	6.7	94.4
	True for me a great deal	341	5.6	5.6	100.0
	Total	6101	100.0	100.0	

Table 164. Commitment to Jesus: I feel I have lost some important spiritual meaning that I had before

A52.1. Emotional health: Little interest or pleasure in doing things

		Frequency	Percentage	Valid Percentage	Accumulated Percentage
Valid	Not at all	4208	69.0	69.0	69.0
	Several days	1288	21.1	21.1	90.1
	More than 7 days	256	4.2	4.2	94.3
	Nearly every day	349	5.7	5.7	100.0
	Total	6101	100.0	100.0	

*Table 165. Emotional health: Little interest or pleasure in doing things***A52.2. Emotional health: Feeling down, depressed, or hopeless**

		Frequency	Percentage	Valid Percentage	Accumulated Percentage
Valid	Not at all	4190	68.7	68.7	68.7
	Several days	1395	22.9	22.9	91.5
	More than 7 days	240	3.9	3.9	95.5
	Nearly every day	276	4.5	4.5	100.0
	Total	6101	100.0	100.0	

*Table 166. Emotional health: Feeling down, depressed, or hopeless***A53.1. Emotional health: I have had suicidal thoughts**

		Frequency	Percentage	Valid Percentage	Accumulated Percentage
Valid	0	27	.4	.4	.4
	NO	5663	92.8	92.8	93.3
	Yes	411	6.7	6.7	100.0
	Total	6101	100.0	100.0	

*Table 167. Emotional health: I have had suicidal thoughts***A53.2. Emotional health: I have attempted suicide**

		Frequency	Percentage	Valid Percentage	Accumulated Percentage
Valid	0	58	1.0	1.0	1.0
	NO	5935	97.3	97.3	98.2
	Yes	108	1.8	1.8	100.0
	Total	6101	100.0	100.0	

Table 168. Emotional health: I have attempted suicide

A53.3. Emotional health: I have harmed myself

		Frequency	Percentage	Valid Percentage	Accumulated Percentage
Valid	0	81	1.3	1.3	1.3
	NO	5755	94.3	94.3	95.7
	Yes	265	4.3	4.3	100.0
	Total	6101	100.0	100.0	

*Table 169. Emotional health: I have harmed myself***B57.1 Fundamental Beliefs: The Seventh-day Adventist Fundamental Beliefs are the teaching of Holy Scripture**

		Frequency	Percentage	Valid Percentage	Accumulated Percentage
Valid	0	1	.0	.0	.0
	Strongly Disagree	259	4.2	4.2	4.3
	Disagree	53	.9	.9	5.1
	I am not sure	112	1.8	1.8	7.0
	Agree	947	15.5	15.5	22.5
	Strongly Agree	4729	77.5	77.5	100.0
	Total	6101	100.0	100.0	

*Table 170. Fundamental Beliefs: The Seventh-day Adventist Fundamental Beliefs are the teaching of Holy Scripture***B57.2. Fundamental Beliefs: I believe in a personal God who seeks a relationship with human beings**

		Frequency	Percentage	Valid Percentage	Accumulated Percentage
Valid	0	1	.0	.0	.0
	Strongly Disagree	209	3.4	3.4	3.4
	Disagree	42	.7	.7	4.1
	I am not sure	106	1.7	1.7	5.9
	Agree	655	10.7	10.7	16.6
	Strongly Agree	5088	83.4	83.4	100.0
	Total	6101	100.0	100.0	

Table 171. Fundamental Beliefs: I believe in a personal God who seeks a relationship with human beings

B57.3. Fundamental Beliefs: The soul is a separate, spiritual part of a person and lives on after death

		Frequency	Percentage	Valid Percentage	Accumulated Percentage
Valid	0	1	.0	.0	.0
	Strongly Disagree	4181	68.5	68.5	68.5
	Disagree	548	9.0	9.0	77.5
	I am not sure	334	5.5	5.5	83.0
	Agree	341	5.6	5.6	88.6
	Strongly Agree	696	11.4	11.4	100.0
	Total	6101	100.0	100.0	

Table 172. Fundamental Beliefs: The soul is a separate, spiritual part of a person and lives on after death

B57.4. Fundamental Beliefs: Salvation is through Jesus Christ alone

		Frequency	Percentage	Valid Percentage	Accumulated Percentage
Valid	0	1	.0	.0	.0
	Strongly Disagree	142	2.3	2.3	2.3
	Disagree	22	.4	.4	2.7
	I am not sure	84	1.4	1.4	4.1
	Agree	574	9.4	9.4	13.5
	Strongly Agree	5278	86.5	86.5	100.0
	Total	6101	100.0	100.0	

Table 173. Fundamental Beliefs: Salvation is through Jesus Christ alone

B57.5. Fundamental Beliefs: I believe God created the world in six literal days in the relatively recent past

		Frequency	Percentage	Valid Percentage	Accumulated Percentage
Valid	0	1	.0	.0	.0
	Strongly Disagree	398	6.5	6.5	6.5
	Disagree	174	2.9	2.9	9.4
	I am not sure	306	5.0	5.0	14.4
	Agree	906	14.9	14.9	29.3
	Strongly Agree	4316	70.7	70.7	100.0
	Total	6101	100.0	100.0	

Table 174. Fundamental Beliefs: I believe God created the world in six literal days in the relatively recent past

B57.6. Fundamental beliefs: The Seventh-day Adventist Church is God’s true last-day church with a message to prepare the world for the Second Coming of Christ

		Frequency	Percentage	Valid Percentage	Accumulated Percentage
Valid	0	1	.0	.0	.0
	Strongly Disagree	104	1.7	1.7	1.7
	Disagree	36	.6	.6	2.3
	I am not sure	135	2.2	2.2	4.5
	Agree	712	11.7	11.7	16.2
	Strongly Agree	5113	83.8	83.8	100.0
	Total	6101	100.0	100.0	

Table 175. Fundamental beliefs: The Seventh-day Adventist Church is God’s true last-day church with a message to prepare the world for the Second Coming of Christ

B57.7. Fundamental Beliefs: I will not get to Heaven unless I obey God’s law perfectly

		Frequency	Percentage	Valid Percentage	Accumulated Percentage
Valid	0	1	.0	.0	.0
	Strongly Disagree	1311	21.5	21.5	21.5
	Disagree	1017	16.7	16.7	38.2
	I am not sure	548	9.0	9.0	47.2
	Agree	1157	19.0	19.0	66.1
	Strongly Agree	2067	33.9	33.9	100.0
	Total	6101	100.0	100.0	

Table 176. Fundamental Beliefs: I will not get to Heaven unless I obey God’s law perfectly

B57.8. Fundamental beliefs: The most effective method for reaching people for Christ is to mingle with them, meet their needs, win their confidence, and then bid them to follow Christ

		Frequency	Percentage	Valid Percentage	Accumulated Percentage
Valid	0	1	.0	.0	.0
	Strongly Disagree	122	2.0	2.0	2.0
	Disagree	114	1.9	1.9	3.9
	I am not sure	215	3.5	3.5	7.4
	Agree	1008	16.5	16.5	23.9
	Strongly Agree	4641	76.1	76.1	100.0
	Total	6101	100.0	100.0	

Table 177. Fundamental beliefs: The most effective method for reaching people for Christ is to mingle with them, meet their needs, win their confidence, and then bid them to follow Christ

B57.9. Fundamental Beliefs: Fulfillment of prophecy and events in the world indicate that Christ's coming is very near

		Frequency	Percentage	Valid Percentage	Accumulated Percentage
Valid	0	1	.0	.0	.0
	Strongly Disagree	85	1.4	1.4	1.4
	Disagree	21	.3	.3	1.8
	I am not sure	91	1.5	1.5	3.2
	Agree	753	12.3	12.3	15.6
	Strongly Agree	5150	84.4	84.4	100.0
	Total	6101	100.0	100.0	

Table 178. Fundamental Beliefs: Fulfillment of prophecy and events in the world indicate that Christ's coming is very near

B57.10. Fundamental Beliefs: Christians may go to witch doctors or spiritual healers for protection or healing

		Frequency	Percentage	Valid Percentage	Accumulated Percentage
Valid	0	1	.0	.0	.0
	Strongly Disagree	5383	88.2	88.2	88.2
	Disagree	244	4.0	4.0	92.2
	I am not sure	93	1.5	1.5	93.8
	Agree	125	2.0	2.0	95.8
	Strongly Agree	255	4.2	4.2	100.0
	Total	6101	100.0	100.0	

Table 179. Fundamental Beliefs: Christians may go to witch doctors or spiritual healers for protection or healing

B57.11. Fundamental beliefs: When people die, their bodily remains decay and they have no consciousness or activity until they are resurrected

		Frequency	Percentage	Valid Percentage	Accumulated Percentage
Valid	0	1	.0	.0	.0
	Strongly Disagree	153	2.5	2.5	2.5
	Disagree	29	.5	.5	3.0
	I am not sure	94	1.5	1.5	4.5
	Agree	644	10.6	10.6	15.1
	Strongly Agree	5180	84.9	84.9	100.0
	Total	6101	100.0	100.0	

Table 180. Fundamental beliefs: When people die, their bodily remains decay and they have no consciousness or activity until they are resurrected

B57.12. Fundamental Beliefs: God wants me to take care of my body by avoiding alcohol, tobacco, and the irresponsible use of other drugs

		Frequency	Percentage	Valid Percentage	Accumulated Percentage
Valid	0	1	.0	.0	.0
	Strongly Disagree	71	1.2	1.2	1.2
	Disagree	12	.2	.2	1.4
	I am not sure	58	1.0	1.0	2.3
	Agree	515	8.4	8.4	10.8
	Strongly Agree	5444	89.2	89.2	100.0
	Total	6101	100.0	100.0	

Table 181. Fundamental Beliefs: God wants me to take care of my body by avoiding alcohol, tobacco, and the irresponsible use of other drugs

B57.13. Fundamental Beliefs: The head of the Church is Christ

		Frequency	Percentage	Valid Percentage	Accumulated Percentage
Valid	0	1	.0	.0	.0
	Strongly Disagree	57	.9	.9	1.0
	Disagree	10	.2	.2	1.1
	I am not sure	64	1.0	1.0	2.2
	Agree	438	7.2	7.2	9.3
	Strongly Agree	5531	90.7	90.7	100.0
	Total	6101	100.0	100.0	

Table 182. Fundamental Beliefs: The head of the Church is Christ

B57.14. Fundamental Beliefs: The true Sabbath is the seventh day (Saturday)

		Frequency	Percentage	Valid Percentage	Accumulated Percentage
Valid	0	1	.0	.0	.0
	Strongly Disagree	50	.8	.8	.8
	Disagree	8	.1	.1	1.0
	I am not sure	62	1.0	1.0	2.0
	Agree	359	5.9	5.9	7.9
	Strongly Agree	5621	92.1	92.1	100.0
	Total	6101	100.0	100.0	

Table 183. Fundamental Beliefs: The true Sabbath is the seventh day (Saturday)

B57.15. Fundamental Beliefs: Ellen White's writings are the result of the spiritual gift of prophecy

		Frequency	Percentage	Valid Percentage	Accumulated Percentage
Valid	0	1	.0	.0	.0
	Strongly Disagree	69	1.1	1.1	1.1
	Disagree	30	.5	.5	1.6
	I am not sure	243	4.0	4.0	5.6
	Agree	776	12.7	12.7	18.3
	Strongly Agree	4982	81.7	81.7	100.0
	Total	6101	100.0	100.0	

*Table 184. Fundamental Beliefs: Ellen White's writings are the result of the spiritual gift of prophecy***B57.16. Fundamental Beliefs: I am saved the moment I believe and accept what Jesus has done for me**

		Frequency	Percentage	Valid Percentage	Accumulated Percentage
Valid	0	1	.0	.0	.0
	Strongly Disagree	135	2.2	2.2	2.2
	Disagree	163	2.7	2.7	4.9
	I am not sure	212	3.5	3.5	8.4
	Agree	952	15.6	15.6	24.0
	Strongly Agree	4638	76.0	76.0	100.0
	Total	6101	100.0	100.0	

*Table 185. Fundamental Beliefs: I am saved the moment I believe and accept what Jesus has done for me***B57.17. Fundamental Beliefs: I believe God created the universe**

		Frequency	Percentage	Valid Percentage	Accumulated Percentage
Valid	0	1	.0	.0	.0
	Strongly Disagree	63	1.0	1.0	1.0
	Disagree	7	.1	.1	1.2
	I am not sure	57	.9	.9	2.1
	Agree	465	7.6	7.6	9.7
	Strongly Agree	5508	90.3	90.3	100.0
	Total	6101	100.0	100.0	

Table 186. Fundamental Beliefs: I believe God created the universe

B57.18. Fundamental Beliefs: People who have died believing in Christ are in Heaven right now

		Frequency	Percentage	Valid Percentage	Accumulated Percentage
Valid	0	1	.0	.0	.0
	Strongly Disagree	4882	80.0	80.0	80.0
	Disagree	593	9.7	9.7	89.8
	I am not sure	147	2.4	2.4	92.2
	Agree	138	2.3	2.3	94.4
	Strongly Agree	340	5.6	5.6	100.0
	Total	6101	100.0	100.0	

*Table 187. Fundamental Beliefs: People who have died believing in Christ are in Heaven right now***B57.19. Fundamental Beliefs: All believers are called by God to serve each other without distinction of race, culture, education, nationality**

		Frequency	Percentage	Valid Percentage	Accumulated Percentage
Valid	0	1	.0	.0	.0
	Strongly Disagree	108	1.8	1.8	1.8
	Disagree	32	.5	.5	2.3
	I am not sure	127	2.1	2.1	4.4
	Agree	837	13.7	13.7	18.1
	Strongly Agree	4996	81.9	81.9	100.0
	Total	6101	100.0	100.0	

*Table 188. Fundamental Beliefs: All believers are called by God to serve each other without distinction of race, culture, education, nationality***B57.20. Fundamental Beliefs: Only people who accept Jesus as their personal Savior can go to Heaven**

		Frequency	Percentage	Valid Percentage	Accumulated Percentage
Valid	0	1	.0	.0	.0
	Strongly Disagree	219	3.6	3.6	3.6
	Disagree	187	3.1	3.1	6.7
	I am not sure	341	5.6	5.6	12.3
	Agree	1032	16.9	16.9	29.2
	Strongly Agree	4321	70.8	70.8	100.0
	Total	6101	100.0	100.0	

Table 189. Fundamental Beliefs: Only people who accept Jesus as their personal Savior can go to Heaven

B57.21. Fundamental Beliefs: Jesus Christ will return in my lifetime

		Frequency	Percentage	Valid Percentage	Accumulated Percentage
Valid	0	1	.0	.0	.0
	Strongly Disagree	540	8.9	8.9	8.9
	Disagree	299	4.9	4.9	13.8
	I am not sure	2796	45.8	45.8	59.6
	Agree	830	13.6	13.6	73.2
	Strongly Agree	1635	26.8	26.8	100.0
	Total	6101	100.0	100.0	

*Table 190. Fundamental Beliefs: Jesus Christ will return in my lifetime***B57.22. Fundamental Beliefs: Prayer in the name of Jesus is the only way to defeat evil powers and demonic spirits**

		Frequency	Percentage	Valid Percentage	Accumulated Percentage
Valid	0	1	.0	.0	.0
	Strongly Disagree	112	1.8	1.8	1.9
	Disagree	93	1.5	1.5	3.4
	I am not sure	233	3.8	3.8	7.2
	Agree	1213	19.9	19.9	27.1
	Strongly Agree	4449	72.9	72.9	100.0
	Total	6101	100.0	100.0	

*Table 191. Fundamental Beliefs: Prayer in the name of Jesus is the only way to defeat evil powers and demonic spirits***B57.23. Fundamental Beliefs: The dead have powers to communicate with and influence the living**

		Frequency	Percentage	Valid Percentage	Accumulated Percentage
Valid	0	1	.0	.0	.0
	Strongly Disagree	5224	85.6	85.6	85.6
	Disagree	361	5.9	5.9	91.6
	I am not sure	121	2.0	2.0	93.5
	Agree	134	2.2	2.2	95.7
	Strongly Agree	260	4.3	4.3	100.0
	Total	6101	100.0	100.0	

Table 192. Fundamental Beliefs: The dead have powers to communicate with and influence the living

B57.24. Fundamental Beliefs: My body is the temple of the Holy Spirit

		Frequency	Percentage	Valid Percentage	Accumulated Percentage
Valid	0	1	.0	.0	.0
	Strongly Disagree	57	.9	.9	1.0
	Disagree	10	.2	.2	1.1
	I am not sure	73	1.2	1.2	2.3
	Agree	531	8.7	8.7	11.0
	Strongly Agree	5429	89.0	89.0	100.0
	Total	6101	100.0	100.0	

*Table 193. Fundamental Beliefs: My body is the temple of the Holy Spirit***B57.25. Fundamental Beliefs: Church unity means uniformity in more than doctrinal belief**

		Frequency	Percentage	Valid Percentage	Accumulated Percentage
Valid	0	1	.0	.0	.0
	Strongly Disagree	450	7.4	7.4	7.4
	Disagree	321	5.3	5.3	12.7
	I am not sure	827	13.6	13.6	26.2
	Agree	1388	22.8	22.8	49.0
	Strongly Agree	3114	51.0	51.0	100.0
	Total	6101	100.0	100.0	

*Table 194. Fundamental Beliefs: Church unity means uniformity in more than doctrinal belief***B57.26. Fundamental Beliefs: Different world regions of the Adventist Church should be allowed after consultation with the worldwide church**

		Frequency	Percentage	Valid Percentage	Accumulated Percentage
Valid	0	1	.0	.0	.0
	Strongly Disagree	1493	24.5	24.5	24.5
	Disagree	790	12.9	12.9	37.4
	I am not sure	1771	29.0	29.0	66.5
	Agree	977	16.0	16.0	82.5
	Strongly Agree	1069	17.5	17.5	100.0
	Total	6101	100.0	100.0	

Table 195. Fundamental Beliefs: Different world regions of the Adventist Church should be allowed after consultation with the worldwide church

B57.27. Fundamental Beliefs: The sanctuary doctrine is vital to Adventist theology

			Valid	Accumulated
			Percentage	Percentage
	Frequency	Percentage		
Valid	0	1	.0	.0
	Strongly Disagree	64	1.0	1.1
	Disagree	30	.5	1.6
	I am not sure	298	4.9	6.4
	Agree	1039	17.0	23.5
	Strongly Agree	4669	76.5	100.0
Total		6101	100.0	

*Table 196. Fundamental Beliefs: The sanctuary doctrine is vital to Adventist theology***B57.28. Fundamental beliefs: In order to reach people for Christ, we need to get to know them and their needs before we preach the Gospel to them**

				Valid	Accumulated
		Frequency	Percentage	Percentage	Percentage
Valid	0	1	.0	.0	.0
	Strongly Disagree	175	2.9	2.9	2.9
	Disagree	279	4.6	4.6	7.5
	I am not sure	316	5.2	5.2	12.6
	Agree	1504	24.7	24.7	37.3
	Strongly Agree	3826	62.7	62.7	100.0
Total		6101	100.0	100.0	

*Table 197. Fundamental beliefs: In order to reach people for Christ, we need to get to know them and their needs before we preach the Gospel to them***B57.29. Fundamental Beliefs: The Seventh-day Adventist Fundamental Beliefs as a whole reflect the loving and gracious character of God**

				Valid	Accumulated
		Frequency	Percentage	Percentage	Percentage
Valid	0	1	.0	.0	.0
	Strongly Disagree	46	.8	.8	.8
	Disagree	28	.5	.5	1.2
	I am not sure	166	2.7	2.7	4.0
	Agree	1176	19.3	19.3	23.2
	Strongly Agree	4684	76.8	76.8	100.0
Total		6101	100.0	100.0	

Table 198. Fundamental Beliefs: The Seventh-day Adventist Fundamental Beliefs as a whole reflect the loving and gracious character of God

B57.30. Fundamental Beliefs Because Jesus was able to live without sinning, it is possible for believers to grow in Christian maturity so that in the final days of Earth's history we will reach a state of sinless perfection

		Frequency	Percentage	Valid Percentage	Accumulated Percentage
Valid	0	1	.0	.0	.0
	Strongly Disagree	624	10.2	10.2	10.2
	Disagree	551	9.0	9.0	19.3
	I am not sure	917	15.0	15.0	34.3
	Agree	1433	23.5	23.5	57.8
	Strongly Agree	2575	42.2	42.2	100.0
	Total	6101	100.0	100.0	

Table 199. Fundamental Beliefs: Because Jesus was able to live without sinning, it is possible for believers to grow in Christian maturity so that in the final days of Earth's history we will reach a state of sinless perfection

B57.31. Fundamental Beliefs: The Holy Spirit is God's power in the world, not a Person

		Frequency	Percentage	Valid Percentage	Accumulated Percentage
Valid	0	1	.0	.0	.0
	Strongly Disagree	2375	38.9	38.9	38.9
	Disagree	655	10.7	10.7	49.7
	I am not sure	428	7.0	7.0	56.7
	Agree	858	14.1	14.1	70.8
	Strongly Agree	1784	29.2	29.2	100.0
	Total	6101	100.0	100.0	

Table 200. Fundamental Beliefs: The Holy Spirit is God's power in the world, not a Person

B57.32. Fundamental Beliefs: People who have rejected Christ are burning in Hell right now

		Frequency	Percentage	Valid Percentage	Accumulated Percentage
Valid	0	1	.0	.0	.0
	Strongly Disagree	4910	80.5	80.5	80.5
	Disagree	675	11.1	11.1	91.6
	I am not sure	196	3.2	3.2	94.8
	Agree	114	1.9	1.9	96.6
	Strongly Agree	205	3.4	3.4	100.0
	Total	6101	100.0	100.0	

Table 201. Fundamental Beliefs: People who have rejected Christ are burning in Hell right now

B57.33. Fundamental Beliefs: In order to receive God's grace, I must first live by His rules

		Frequency	Percentage	Valid Percentage	Accumulated Percentage
Valid	0	1	.0	.0	.0
	Strongly Disagree	2679	43.9	43.9	43.9
	Disagree	1141	18.7	18.7	62.6
	I am not sure	466	7.6	7.6	70.3
	Agree	811	13.3	13.3	83.6
	Strongly Agree	1003	16.4	16.4	100.0
	Total	6101	100.0	100.0	

*Table 202. Fundamental Beliefs: In order to receive God's grace, I must first live by His rules***B57.34. Fundamental Beliefs: The more that I follow Adventist health and lifestyle standards, the more likely I will be saved**

		Frequency	Percentage	Valid Percentage	Accumulated Percentage
Valid	0	1	.0	.0	.0
	Strongly Disagree	2216	36.3	36.3	36.3
	Disagree	1519	24.9	24.9	61.2
	I am not sure	731	12.0	12.0	73.2
	Agree	892	14.6	14.6	87.8
	Strongly Agree	742	12.2	12.2	100.0
	Total	6101	100.0	100.0	

*Table 203. Fundamental Beliefs: The more that I follow Adventist health and lifestyle standards, the more likely I will be saved***B57.35. Fundamental Beliefs: I am loved by God even when I sin**

		Frequency	Percentage	Valid Percentage	Accumulated Percentage
Valid	0	1	.0	.0	.0
	Strongly Disagree	110	1.8	1.8	1.8
	Disagree	60	1.0	1.0	2.8
	I am not sure	155	2.5	2.5	5.3
	Agree	1283	21.0	21.0	26.4
	Strongly Agree	4492	73.6	73.6	100.0
	Total	6101	100.0	100.0	

Table 204. Fundamental Beliefs: I am loved by God even when I sin

B57.36. Fundamental Beliefs: The reason that I do good works is because I have been saved by grace

				Valid	Accumulated
		Frequency	Percentage	Percentage	Percentage
Valid	0	1	.0	.0	.0
	Strongly Disagree	315	5.2	5.2	5.2
	Disagree	355	5.8	5.8	11.0
	I am not sure	408	6.7	6.7	17.7
	Agree	1453	23.8	23.8	41.5
	Strongly Agree	3569	58.5	58.5	100.0
Total		6101	100.0	100.0	

*Table 205. Fundamental Beliefs: The reason that I do good works is because I have been saved by grace***B57.37. Fundamental Beliefs: People have a certain amount of faith and they really cannot do much to change it**

				Valid	Accumulated
		Frequency	Percentage	Percentage	Percentage
Valid	0	1	.0	.0	.0
	Strongly Disagree	2521	41.3	41.3	41.3
	Disagree	1787	29.3	29.3	70.6
	I am not sure	855	14.0	14.0	84.6
	Agree	489	8.0	8.0	92.7
	Strongly Agree	448	7.3	7.3	100.0
Total		6101	100.0	100.0	

*Table 206. Fundamental Beliefs: People have a certain amount of faith and they really cannot do much to change it***B57.38. Fundamental Beliefs: There are very distinct theological and worldview differences between what is being taught in a public or government school and what is being taught in a Seventh-day Adventist school**

				Valid	Accumulated
		Frequency	Percentage	Percentage	Percentage
Valid	0	1	.0	.0	.0
	Strongly Disagree	193	3.2	3.2	3.2
	Disagree	152	2.5	2.5	5.7
	I am not sure	639	10.5	10.5	16.1
	Agree	1749	28.7	28.7	44.8
	Strongly Agree	3367	55.2	55.2	100.0
Total		6101	100.0	100.0	

Table 207. Fundamental Beliefs: There are very distinct theological and worldview differences between what is being taught in a public or government school and what is being taught in a Seventh-day Adventist school.

B57.39. Fundamental Beliefs: Every local church should either operate or contribute to the operation of a school

		Frequency	Percentage	Valid Percentage	Accumulated Percentage
Valid	0	1	.0	.0	.0
	Strongly Disagree	137	2.2	2.2	2.3
	Disagree	244	4.0	4.0	6.3
	I am not sure	963	15.8	15.8	22.0
	Agree	2139	35.1	35.1	57.1
	Strongly Agree	2617	42.9	42.9	100.0
	Total	6101	100.0	100.0	

Table 208. Fundamental Beliefs: Every local church should either operate or contribute to the operation of a school

B57.40. Fundamental Beliefs: Tithing is still required of all people by God

		Frequency	Percentage	Valid Percentage	Accumulated Percentage
Valid	0	1	.0	.0	.0
	Strongly Disagree	112	1.8	1.8	1.9
	Disagree	96	1.6	1.6	3.4
	I am not sure	328	5.4	5.4	8.8
	Agree	1316	21.6	21.6	30.4
	Strongly Agree	4248	69.6	69.6	100.0
	Total	6101	100.0	100.0	

Table 209. Fundamental Beliefs: Tithing is still required of all people by God

B57.41. Fundamental Beliefs: The Bible teaches that sexual intercourse should be exclusively reserved for marriage

		Frequency	Percentage	Valid Percentage	Accumulated Percentage
Valid	0	1	.0	.0	.0
	Strongly Disagree	52	.9	.9	.9
	Disagree	22	.4	.4	1.2
	I am not sure	136	2.2	2.2	3.5
	Agree	875	14.3	14.3	17.8
	Strongly Agree	5015	82.2	82.2	100.0
	Total	6101	100.0	100.0	

Table 210. Fundamental Beliefs: The Bible teaches that sexual intercourse should be exclusively reserved for marriage

B57.42. Fundamental Beliefs: The Bible teaches that marriage is a union between an adult man and an adult woman

		Frequency	Percentage	Valid Percentage	Accumulated Percentage
Valid	0	1	.0	.0	.0
	Strongly Disagree	76	1.2	1.2	1.3
	Disagree	104	1.7	1.7	3.0
	I am not sure	214	3.5	3.5	6.5
	Agree	1076	17.6	17.6	24.1
	Strongly Agree	4630	75.9	75.9	100.0
	Total	6101	100.0	100.0	

Table 211. Fundamental Beliefs: The Bible teaches that marriage is a union between an adult man and an adult woman

B58.1. Belief acceptance: To be a Seventh-day Adventist means to reject certain elements of the culture around you

		Frequency	Percentage	Valid Percentage	Accumulated Percentage
Valid	0	1	.0	.0	.0
	Strongly Disagree	539	8.8	8.8	8.9
	Disagree	656	10.8	10.8	19.6
	I am not sure	535	8.8	8.8	28.4
	Agree	2166	35.5	35.5	63.9
	Strongly Agree	2204	36.1	36.1	100.0
	Total	6101	100.0	100.0	

Table 212. Belief acceptance: To be a Seventh-day Adventist means to reject certain elements of the culture around you

B58.2. Belief acceptance: When I meet or hear about Adventists from other parts of the world, they are very much like me in the way they

		Frequency	Percentage	Valid Percentage	Accumulated Percentage
Valid	0	1	.0	.0	.0
	Strongly Disagree	148	2.4	2.4	2.4
	Disagree	435	7.1	7.1	9.6
	I am not sure	998	16.4	16.4	25.9
	Agree	2640	43.3	43.3	69.2
	Strongly Agree	1879	30.8	30.8	100.0
	Total	6101	100.0	100.0	

Table 213. Belief acceptance: When I meet or hear about Adventists from other parts of the world, they are very much like me in the way they

B58.3. Belief acceptance: People outside of the Adventist Church can have important insights into God's character and plans

		Frequency	Percentage	Valid Percentage	Accumulated Percentage
Valid	0	1	.0	.0	.0
	Strongly Disagree	456	7.5	7.5	7.5
	Disagree	667	10.9	10.9	18.4
	I am not sure	1158	19.0	19.0	37.4
	Agree	2399	39.3	39.3	76.7
	Strongly Agree	1420	23.3	23.3	100.0
	Total	6101	100.0	100.0	

Table 214. Belief acceptance: People outside of the Adventist Church can have important insights into God's character and plans

B58.4. Belief acceptance: There are ideas in my culture that contradict my faith

		Frequency	Percentage	Valid Percentage	Accumulated Percentage
Valid	0	1	.0	.0	.0
	Strongly Disagree	499	8.2	8.2	8.2
	Disagree	621	10.2	10.2	18.4
	I am not sure	695	11.4	11.4	29.8
	Agree	2480	40.6	40.6	70.4
	Strongly Agree	1805	29.6	29.6	100.0
	Total	6101	100.0	100.0	

Table 215. Belief acceptance: There are ideas in my culture that contradict my faith

B58.5. Belief acceptance: I am most comfortable in a church where everyone shares my cultural background

		Frequency	Percentage	Valid Percentage	Accumulated Percentage
Valid	0	1	.0	.0	.0
	Strongly Disagree	568	9.3	9.3	9.3
	Disagree	1050	17.2	17.2	26.5
	I am not sure	1191	19.5	19.5	46.1
	Agree	2021	33.1	33.1	79.2
	Strongly Agree	1270	20.8	20.8	100.0
	Total	6101	100.0	100.0	

Table 216. Belief acceptance: I am most comfortable in a church where everyone shares my cultural background

B58.6. Belief acceptance: I would welcome someone from a different cultural background as part of my local church family

		Frequency	Percentage	Valid Percentage	Accumulated Percentage
Valid	0	1	.0	.0	.0
	Strongly Disagree	130	2.1	2.1	2.1
	Disagree	149	2.4	2.4	4.6
	I am not sure	767	12.6	12.6	17.2
	Agree	2418	39.6	39.6	56.8
	Strongly Agree	2636	43.2	43.2	100.0
	Total	6101	100.0	100.0	

Table 217. Belief acceptance: I would welcome someone from a different cultural background as part of my local church family

B58.7. Belief acceptance: Adventists should avoid amusements and entertainments that are not in harmony with the Spirit of Christ

		Frequency	Percentage	Valid Percentage	Accumulated Percentage
Valid	0	1	.0	.0	.0
	Strongly Disagree	168	2.8	2.8	2.8
	Disagree	125	2.0	2.0	4.8
	I am not sure	345	5.7	5.7	10.5
	Agree	1912	31.3	31.3	41.8
	Strongly Agree	3550	58.2	58.2	100.0
	Total	6101	100.0	100.0	

Table 218. Belief acceptance: Adventists should avoid amusements and entertainments that are not in harmony with the Spirit of Christ

B59.1. Belief acceptance: Righteousness by Faith

		Frequency	Percentage	Valid Percentage	Accumulated Percentage
Valid	0	1	.0	.0	.0
	I do not know	171	2.8	2.8	2.8
	Never	206	3.4	3.4	6.2
	Seldom	2033	33.3	33.3	39.5
	Frequently	2939	48.2	48.2	87.7
	Very Frequently	751	12.3	12.3	100.0
	Total	6101	100.0	100.0	

Table 219. Belief acceptance: Righteousness by Faith

B59.2. Belief acceptance: Spirit of Prophecy

		Frequency	Percentage	Valid Percentage	Accumulated Percentage
Valid	0	1	.0	.0	.0
	I do not know	93	1.5	1.5	1.5
	Never	200	3.3	3.3	4.8
	Seldom	2188	35.9	35.9	40.7
	Frequently	2801	45.9	45.9	86.6
	Very Frequently	818	13.4	13.4	100.0
	Total	6101	100.0	100.0	

*Table 220. Belief acceptance: Spirit of Prophecy***B59.3. Belief acceptance: Sabbath**

		Frequency	Percentage	Valid Percentage	Accumulated Percentage
Valid	0	1	.0	.0	.0
	I do not know	60	1.0	1.0	1.0
	Never	74	1.2	1.2	2.2
	Seldom	1141	18.7	18.7	20.9
	Frequently	3547	58.1	58.1	79.1
	Very Frequently	1278	20.9	20.9	100.0
	Total	6101	100.0	100.0	

*Table 221. Belief acceptance: Sabbath***B59.4. Belief acceptance: Second Coming of Jesus**

		Frequency	Percentage	Valid Percentage	Accumulated Percentage
Valid	0	1	.0	.0	.0
	I do not know	56	.9	.9	.9
	Never	58	1.0	1.0	1.9
	Seldom	607	9.9	9.9	11.8
	Frequently	3296	54.0	54.0	65.9
	Very Frequently	2083	34.1	34.1	100.0
	Total	6101	100.0	100.0	

Table 222. Belief acceptance: Second Coming of Jesus

B59.5. Belief acceptance: Wholistic Healthful Living—the importance of health for the body, mind, spirit, and social relationships

		Frequency	Percentage	Valid Percentage	Accumulated Percentage
Valid	0	1	.0	.0	.0
	I do not know	110	1.8	1.8	1.8
	Never	239	3.9	3.9	5.7
	Seldom	2329	38.2	38.2	43.9
	Frequently	2651	43.5	43.5	87.4
	Very Frequently	771	12.6	12.6	100.0
	Total	6101	100.0	100.0	

Table 223. Belief acceptance: Wholistic Healthful Living—the importance of health for the body, mind, spirit, and social relationships

B59.6. Belief acceptance: Reading and sharing Adventist literature and publications

		Frequency	Percentage	Valid Percentage	Accumulated Percentage
Valid	0	1	.0	.0	.0
	I do not know	148	2.4	2.4	2.4
	Never	452	7.4	7.4	9.9
	Seldom	2716	44.5	44.5	54.4
	Frequently	2127	34.9	34.9	89.2
	Very Frequently	657	10.8	10.8	100.0
	Total	6101	100.0	100.0	

Table 224. Belief acceptance: Reading and sharing Adventist literature and publications

B59.7. Belief acceptance: The Sanctuary

		Frequency	Percentage	Valid Percentage	Accumulated Percentage
Valid	0	1	.0	.0	.0
	I do not know	72	1.2	1.2	1.2
	Never	257	4.2	4.2	5.4
	Seldom	2712	44.5	44.5	49.9
	Frequently	2383	39.1	39.1	88.9
	Very Frequently	676	11.1	11.1	100.0
	Total	6101	100.0	100.0	

Table 225. Belief acceptance: The Sanctuary

B59.8. Belief acceptance: State of the Dead

		Frequency	Percentage	Valid Percentage	Accumulated Percentage
Valid	0	1	.0	.0	.0
	I do not know	89	1.5	1.5	1.5
	Never	311	5.1	5.1	6.6
	Seldom	3006	49.3	49.3	55.8
	Frequently	2174	35.6	35.6	91.5
	Very Frequently	520	8.5	8.5	100.0
	Total	6101	100.0	100.0	

*Table 226. Belief acceptance: State of the Dead***B59.9. Belief acceptance: Daniel and Revelation**

		Frequency	Percentage	Valid Percentage	Accumulated Percentage
Valid	0	1	.0	.0	.0
	I do not know	78	1.3	1.3	1.3
	Never	195	3.2	3.2	4.5
	Seldom	2328	38.2	38.2	42.6
	Frequently	2701	44.3	44.3	86.9
	Very Frequently	798	13.1	13.1	100.0
Total		6101	100.0	100.0	

*Table 227. Belief acceptance: Daniel and Revelation***B59.10. Belief acceptance: The Three Angels' Messages**

				Valid	Accumulated
		Frequency	Percentage	Percentage	Percentage
Valid	0	1	.0	.0	.0
	I do not know	65	1.1	1.1	1.1
	Never	165	2.7	2.7	3.8
	Seldom	1759	28.8	28.8	32.6
	Frequently	3055	50.1	50.1	82.7
	Very Frequently	1056	17.3	17.3	100.0
Total		6101	100.0	100.0	

*Table 228. Belief acceptance: The Three Angels' Messages***B59.11. Belief acceptance: The Mission of the Seventh-day Adventist Church**

		Frequency	Percentage	Valid Percentage	Accumulated Percentage
Valid	0	1	.0	.0	.0
	I do not know	73	1.2	1.2	1.2
	Never	117	1.9	1.9	3.1
	Seldom	1168	19.1	19.1	22.3
	Frequently	3258	53.4	53.4	75.7
	Very Frequently	1484	24.3	24.3	100.0
Total		6101	100.0	100.0	

Table 229. Belief acceptance: The Mission of the Seventh-day Adventist Church

B60. Belief acceptance: The Bible

		Frequency	Percentage	Valid Percentage	Accumulated Percentage
Valid	0	1	.0	.0	.0
	The Bible contains no more truth or wisdom than do the religious books of other world religions	121	2.0	2.0	2.0
	The Bible is the work of people who collected stories that had been created to explain the mysteries of life It contains	73	1.2	1.2	3.2
	The Bible is the work of people who genuinely loved God and who wanted to share their understanding of Gods activity in	113	1.9	1.9	5.0
	The Bible is the work of people who copied what God told them word for word and who wrote without being influenced by th	182	3.0	3.0	8.0
	The Bible is the work of people who were inspired by God and who represented Gods message in terms of their own place an	751	12.3	12.3	20.3
	The Bible is the work of people who were inspired by God and who though expressing their message in terms of their own t	4860	79.7	79.7	100.0
	Total	6101	100.0	100.0	

*Table 230. Belief acceptance: The Bible***B61. Belief acceptance: Ellen G. Writings**

		Frequency	Percentage	Valid Percentage	Accumulated Percentage
Valid	0	1	.0	.0	.0
	I do not know who Ellen G. White is	52	.9	.9	.9
	Ellen G White writings contain no more truth or wisdom than do the religious works written by leaders of other denomina	48	.8	.8	1.7
	Ellen G White was a person who created stories of supernatural guidance in order to explain the mysteries of life Her wr	111	1.8	1.8	3.5
	Ellen G White was inspired by God and presented God message in terms of her own place and time	716	11.7	11.7	15.2
	Ellen G White was inspired by God and though she presented God message in terms of her own place and time expressed etc	4467	73.2	73.2	88.4
	Ellen G White copied what God told her word for word and wrote without being influenced by her own place and time	706	11.6	11.6	100.0
	Total	6101	100.0	100.0	

Table 231. Belief acceptance: Ellen G. Writings

B62.1. Belief acceptance: There is one God: Father, Son, and Holy Spirit, a unity of three eternal equal Persons

		Frequency	Percentage	Valid Percentage	Accumulated Percentage
Valid	0	1	.0	.0	.0
	I do not accept it	28	.5	.5	.5
	I have major doubts about it	35	.6	.6	1.0
	I have some questions about it	76	1.2	1.2	2.3
	I accept it because the Church teaches it	191	3.1	3.1	5.4
	I embrace it wholeheartedly	5770	94.6	94.6	100.0
	Total	6101	100.0	100.0	

Table 232. Belief acceptance: There is one God: Father, Son, and Holy Spirit, a unity of three eternal equal Persons

B62.2. Belief acceptance: The investigative pre-Advent judgment began in 1844

		Frequency	Percentage	Valid Percentage	Accumulated Percentage
Valid	0	1	.0	.0	.0
	I do not accept it	51	.8	.8	.9
	I have major doubts about it	93	1.5	1.5	2.4
	I have some questions about it	304	5.0	5.0	7.4
	I accept it because the Church teaches it	499	8.2	8.2	15.5
	I embrace it wholeheartedly	5153	84.5	84.5	100.0
	Total	6101	100.0	100.0	

Table 233. Belief acceptance: The investigative pre-Advent judgment began in 1844

B62.3. Belief acceptance: Christ is acting as our advocate before God in the heavenly sanctuary right now

		Frequency	Percentage	Valid Percentage	Accumulated Percentage
Valid	0	1	.0	.0	.0
	I do not accept it	27	.4	.4	.5
	I have major doubts about it	27	.4	.4	.9
	I have some questions about it	78	1.3	1.3	2.2
	I accept it because the Church teaches it	238	3.9	3.9	6.1
	I embrace it wholeheartedly	5730	93.9	93.9	100.0
	Total	6101	100.0	100.0	

Table 234. Belief acceptance: Christ is acting as our advocate before God in the heavenly sanctuary right now

B62.4. Belief acceptance: Before Christ returns, God will decide who is to be saved and who will be eternally lost

		Frequency	Percentage	Valid Percentage	Accumulated Percentage
Valid	0	1	.0	.0	.0
	I do not accept it	625	10.2	10.2	10.3
	I have major doubts about it	130	2.1	2.1	12.4
	I have some questions about it	509	8.3	8.3	20.7
	I accept it because the Church teaches it	378	6.2	6.2	26.9
	I embrace it wholeheartedly	4458	73.1	73.1	100.0
	Total	6101	100.0	100.0	

Table 235. Belief acceptance: Before Christ returns, God will decide who is to be saved and who will be eternally lost

B62.5. Belief acceptance: The Church's interpretation of end-time prophecies

		Frequency	Percentage	Valid Percentage	Accumulated Percentage
Valid	0	1	.0	.0	.0
	I do not accept it	38	.6	.6	.6
	I have major doubts about it	76	1.2	1.2	1.9
	I have some questions about it	352	5.8	5.8	7.7
	I accept it because the Church teaches it	536	8.8	8.8	16.4
	I embrace it wholeheartedly	5098	83.6	83.6	100.0
	Total	6101	100.0	100.0	

Table 236. Belief acceptance: The Church's interpretation of end-time prophecies

B62.6. Belief acceptance: Ellen G. White was a prophet

		Frequency	Percentage	Valid Percentage	Accumulated Percentage
Valid	0	1	.0	.0	.0
	I do not accept it	58	1.0	1.0	1.0
	I have major doubts about it	66	1.1	1.1	2.0
	I have some questions about it	222	3.6	3.6	5.7
	I accept it because the Church teaches it	590	9.7	9.7	15.4
	I embrace it wholeheartedly	5164	84.6	84.6	100.0
	Total	6101	100.0	100.0	

Table 237. Belief acceptance: Ellen G. White was a prophet

B62.7. Belief acceptance: Adventists should abstain from alcohol, tobacco, and the irresponsible use of other drugs

		Frequency	Percentage	Valid Percentage	Accumulated Percentage
Valid	0	1	.0	.0	.0
	I do not accept it	41	.7	.7	.7
	I have major doubts about it	18	.3	.3	1.0
	I have some questions about it	68	1.1	1.1	2.1
	I accept it because the Church teaches it	256	4.2	4.2	6.3
	I embrace it wholeheartedly	5717	93.7	93.7	100.0
	Total	6101	100.0	100.0	

Table 238. Belief acceptance: Adventists should abstain from alcohol, tobacco, and the irresponsible use of other drugs

B62.8. Belief acceptance: Adventists should eat a healthful diet and abstain from unclean foods identified in Scripture

		Frequency	Percentage	Valid Percentage	Accumulated Percentage
Valid	0	1	.0	.0	.0
	I do not accept it	24	.4	.4	.4
	I have major doubts about it	20	.3	.3	.7
	I have some questions about it	97	1.6	1.6	2.3
	I accept it because the Church teaches it	336	5.5	5.5	7.8
	I embrace it wholeheartedly	5623	92.2	92.2	100.0
	Total	6101	100.0	100.0	

Table 239. Belief acceptance: Adventists should eat a healthful diet and abstain from unclean foods identified in Scripture

H63. Health: Diet

		Frequency	Percentage	Valid Percentage	Accumulated Percentage
Valid	0	1	.0	.0	.0
	A vegan (no animal products of any type)?	130	2.1	2.1	2.1
	A vegetarian lacto ovousing eggs and dairy products	592	9.7	9.7	11.9
	A person who includes fish in my diet but no other meat	558	9.1	9.1	21.0
	A meat eater once a week or less eating meat includes eating red meat or poultry	3103	50.9	50.9	71.9
	A meat eater a few times a week?	1312	21.5	21.5	93.4
	A meat eater most days?	405	6.6	6.6	100.0
	Total	6101	100.0	100.0	

Table 240. Health: Diet

H64.1. Health: Use of alcoholic beverages

		Frequency	Percentage	Valid Percentage	Accumulated Percentage
Valid	0	39	.6	.6	.6
	Never	5692	93.3	93.3	93.9
	Once or twice	261	4.3	4.3	98.2
	3-10 times	79	1.3	1.3	99.5
	More than 10 times	30	.5	.5	100.0
	Total	6101	100.0	100.0	

Table 241. Health: Use of alcoholic beverages

H64.2. Health: Use of tobacco

		Frequency	Percentage	Valid Percentage	Accumulated Percentage
Valid	0	72	1.2	1.2	1.2
	Never	5936	97.3	97.3	98.5
	Once or twice	38	.6	.6	99.1
	3-10 times	28	.5	.5	99.6
	More than 10 times	27	.4	.4	100.0
	Total	6101	100.0	100.0	

Table 242. Health: Use of tobacco

H64.3. Health: Use of marijuana

		Frequency	Percentage	Valid Percentage	Accumulated Percentage
Valid	0	71	1.2	1.2	1.2
	Never	5959	97.7	97.7	98.8
	Once or twice	30	.5	.5	99.3
	3-10 times	25	.4	.4	99.7
	More than 10 times	16	.3	.3	100.0
	Total	6101	100.0	100.0	

Table 243. Health: Use of marijuana

H64.4. Health: Use of opiates without a prescription

		Frequency	Percentage	Valid Percentage	Accumulated Percentage
Valid	0	78	1.3	1.3	1.3
	Never	5940	97.4	97.4	98.6
	Once or twice	38	.6	.6	99.3
	3-10 times	23	.4	.4	99.6
	More than 10 times	22	.4	.4	100.0
	Total	6101	100.0	100.0	

Table 244. Health: Use of opiates without a prescription

H65. Commitment to the health message

		Frequency	Percentage	Valid Percentage	Accumulated Percentage
Valid	0	1	.0	.0	.0
	Overall, there is no safe level of alcohol use	4775	78.3	78.3	78.3
	Alcohol in moderation 12 drinks a day does not do much harm	115	1.9	1.9	80.2
	Alcohol in moderation 12 drinks a day promotes health and is safe to use	85	1.4	1.4	81.6
	I am not sure	1125	18.4	18.4	100.0
Total		6101	100.0	100.0	

Table 245. Commitment to the health message

H66. Commitment to the health message: How much do you know about the Adventist Health Message?

		Frequency	Percentage	Valid Percentage	Accumulated Percentage
Valid	0	1	.0	.0	.0
	I do not know what the Adventist Health Message is	73	1.2	1.2	1.2
	I know just a little about the Adventist Health Message	646	10.6	10.6	11.8
	I am somewhat familiar with the Adventist Health Message	2003	32.8	32.8	44.6
	I am very familiar with the Adventist Health Message	3378	55.4	55.4	100.0
Total		6101	100.0	100.0	

Table 246. Commitment to the health message: How much do you know about the Adventist Health Message?

H67.1. Commitment to the health message: Do you follow the Adventist Health Message?

		Frequency	Percentage	Valid Percentage	Accumulated Percentage
Valid	0	1	.0	.0	.0
	Never	119	2.0	2.0	2.0
	Rarely	361	5.9	5.9	7.9
	Occasionally	1547	25.4	25.4	33.2
	A Moderate Amount	2841	46.6	46.6	79.8
	A Great Deal	1232	20.2	20.2	100.0
Total		6101	100.0	100.0	

Table 247. Commitment to the health message: Do you follow the Adventist Health Message?

H67.2. Commitment to the health message: The Health Message is a core part of Seventh-day Adventist belief that cannot be questioned

		Frequency	Percentage	Valid Percentage	Accumulated Percentage
Valid	0	1	.0	.0	.0
	Strongly Disagree	97	1.6	1.6	1.6
	Disagree	187	3.1	3.1	4.7
	I am not sure	517	8.5	8.5	13.1
	Agree	2246	36.8	36.8	50.0
	Strongly Agree	3053	50.0	50.0	100.0
	Total	6101	100.0	100.0	

Table 248. Commitment to the health message: The Health Message is a core part of Seventh-day Adventist belief that cannot be questioned

H67.3. Commitment to the health message: Following the Health Message increases the probability that a person will live longer

		Frequency	Percentage	Valid Percentage	Accumulated Percentage
Valid	0	1	.0	.0	.0
	Strongly Disagree	53	.9	.9	.9
	Disagree	47	.8	.8	1.7
	I am not sure	234	3.8	3.8	5.5
	Agree	1709	28.0	28.0	33.5
	Strongly Agree	4057	66.5	66.5	100.0
	Total	6101	100.0	100.0	

Table 249. Commitment to the health message: Following the Health Message increases the probability that a person will live longer

H67.4. Commitment to the health message: I can choose which parts of the Health Message to follow and which to ignore

		Frequency	Percentage	Valid Percentage	Accumulated Percentage
Valid	0	1	.0	.0	.0
	Strongly Disagree	1543	25.3	25.3	25.3
	Disagree	1828	30.0	30.0	55.3
	I am not sure	908	14.9	14.9	70.2
	Agree	1106	18.1	18.1	88.3
	Strongly Agree	715	11.7	11.7	100.0
	Total	6101	100.0	100.0	

Table 250. Commitment to the health message: I can choose which parts of the Health Message to follow and which to ignore

H67.5. Commitment to the health message: The Health Message has largely been supported by scientific discoveries

		Frequency	Percentage	Valid Percentage	Accumulated Percentage
Valid	0	1	.0	.0	.0
	Strongly Disagree	95	1.6	1.6	1.6
	Disagree	89	1.5	1.5	3.0
	I am not sure	522	8.6	8.6	11.6
	Agree	1857	30.4	30.4	42.0
	Strongly Agree	3537	58.0	58.0	100.0
	Total	6101	100.0	100.0	

Table 251. Commitment to the health message: The Health Message has largely been supported by scientific discoveries

H67.6. Commitment to the health message: Following the Health Message ensures my salvation

		Frequency	Percentage	Valid Percentage	Accumulated Percentage
Valid	0	1	.0	.0	.0
	Strongly Disagree	1818	29.8	29.8	29.8
	Disagree	1858	30.5	30.5	60.3
	I am not sure	945	15.5	15.5	75.8
	Agree	809	13.3	13.3	89.0
	Strongly Agree	670	11.0	11.0	100.0
	Total	6101	100.0	100.0	

Table 252. Commitment to the health message: Following the Health Message ensures my salvation

H67.7. Commitment to the health message: The Adventist Health Message emphasizes all of the following: physical health (e.g. diet, exercise), mental health, emotional well-being, social support, and relationships as a part of spiritual growth

		Frequency	Percentage	Valid Percentage	Accumulated Percentage
Valid	0	1	.0	.0	.0
	Strongly Disagree	65	1.1	1.1	1.1
	Disagree	37	.6	.6	1.7
	I am not sure	240	3.9	3.9	5.6
	Agree	1706	28.0	28.0	33.6
	Strongly Agree	4052	66.4	66.4	100.0
	Total	6101	100.0	100.0	

Table 253. Commitment to the health message: The Adventist Health Message emphasizes all of the following: physical health (e.g. diet, exercise), mental health, emotional well-being, social support, and relationships as a part of spiritual growth