

# **Seventh-day Adventist CHURCH MEMBER RESEARCH**

South Pacific Division of the Seventh-day Adventist Church

Report Prepared by

A Barry Gane PhD

Head of the School of Ministry and Theology

Avondale College of Higher Education

# South Pacific Division Adult Member Research

This document forms the second written report on the data collected from various parts of the South Pacific Division. The study was sponsored by the General Conference of the Seventh-day Adventist church under the direction of the Department of Research and Archives and is based upon the survey developed by the John Hancock Centre for Youth and Family Ministry at La Sierra University.

The data was collected by a number of people who were on the research team. Dr Murray House and myself collected the major portion of the data and Sau Finau, a theology student and Sally Lavea from the SPD office also helped with data collection. The scanning of the returned surveys and cleaning of the data was undertaken by Barry Gane and Ben Reynolds an honours student at Avondale. Alex Green another honours student was involved helping with some of the diagrams and graphs. It is clear that the most efficient and effective method was for a representative of the research committee to take the surveys to the church or meeting, distribute, coordinate the survey and collect and return with the surveys. Where local pastors have been involved the return rate has been very slow and in some cases has not resulted in any returned surveys!

This research centres on the church members of the South Pacific Division, their faith, values, and commitment, and is designed to provide a descriptive portrait of a representative group of Adventist church members from this part of the world church. The survey questions target three major areas and a number of subcategories that provide insights into church members' commitment, involvement in their local community, views of the pastor and local church leadership team.

The data sets share an understanding of the following:

1. Members' church life, including their involvement in church/pastoral understandings and includes scales on church warmth climate and thinking climate
2. Personal religious life, including personal piety, practice and ministry, and their attitudes regarding pastoral ministry in their local congregations
3. Beliefs, commitment and orthodoxy

It is hoped that research such as this will provide insights that will assist church leaders, local churches, administrators, publishing houses and congregations as they plan for a clear, targeted ministry. Pastors will better understand the needs of their congregations for deeper church nurture, and help for theological clarity for the system that manages the churches as well as help for the local congregations who must attempt to meet the ever-changing needs of the local church.

This *Church Member Research* shares details of the faith lives of members and their connectedness with local congregations, along with an understanding of the priorities in ministry among the pastors of the churches we surveyed as they clarified their vision and understanding of the mission of the Seventh-day Adventist church. It was designed to look at adult church members between the ages of 18 and up and the impact on local ministry for their faith lives.

## Protocols for the Study

The survey instrument was approved by the South Pacific Division Executive committee and only one or two new questions were added as it was felt that the survey was already very long. The printing and production of scan-ready surveys was undertaken by faculty of Avondale along with secretarial help from local people. The hard copies of the instrument were distributed in the second quarter of 2013 to selected churches throughout the division. There are multiple languages spoken in the SPD and only those churches where English was the principle language of the church services were chosen for the study.

The survey was divided into four sections as indicated by the chart below, along with the types of questions identified as important for understanding the faith life of the members in the South Pacific Division.

### Section 1 – Demographics

Items covered - ethnicity, gender, membership status and duration, age, church attendance patterns, schooling, employment affiliation (11 questions)

### Section Two – The local Church

Items covered - worship attendance, church involvement, insights into commitment to the local congregation, characteristics of church life, experience with local church, programming, church thinking and church warmth scales from *Valuegenesis* research.

### Section Three – Congregational Religious Life

Areas of questions covered in this section included - Faith development, local church warmth, personal commitment to Jesus, personal religious life, Intrinsic/Extrinsic religion commitment, personal piety—Bible reading, prayer, Ellen G. White, family worship frequency

### Section Four – Personal beliefs and Values

This section included Understanding of salvation, Adventist doctrines, opinions about understanding the Bible and Ellen G. White, commitment to the teachings of the church, personal morality, Adventist guidelines for life

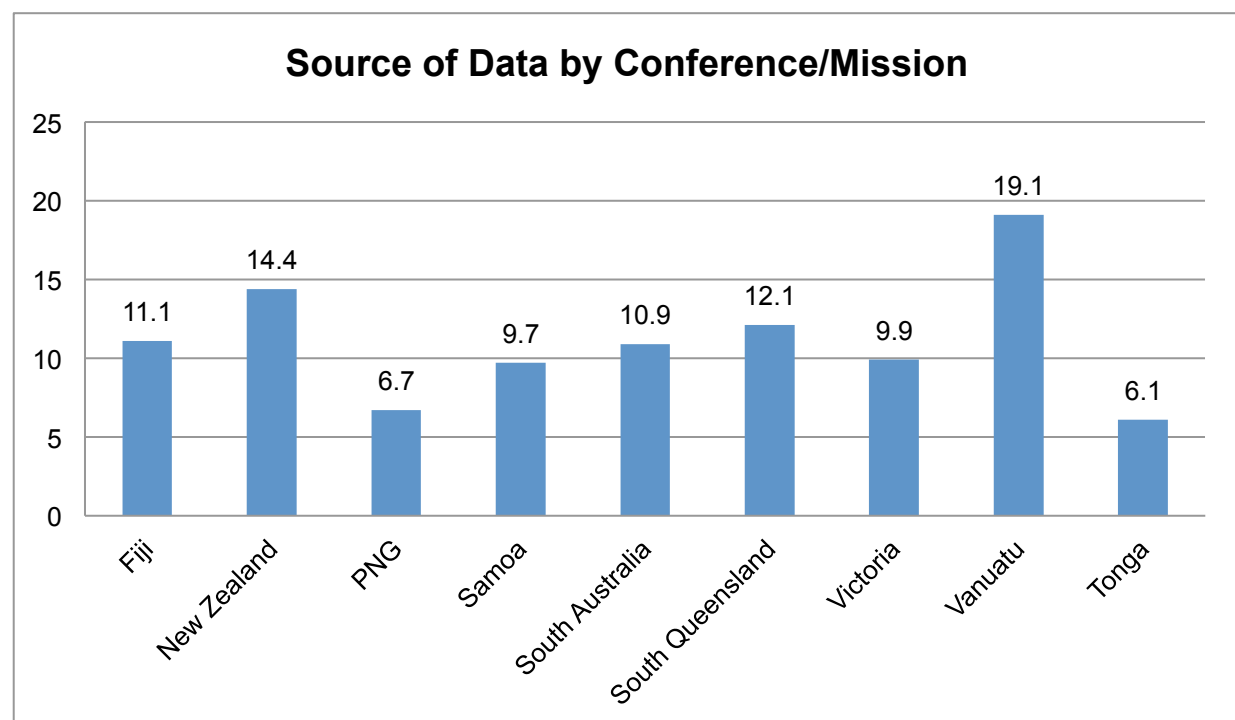
The analysis for this initial report has been undertaken by Barry Gane but it is planned that a wider group of experts will analyse the data in months to come.

The data sets came from each of the Unions and from six conferences/missions within those Unions. The following table records only the conferences and missions that have responded.

**Table 1 Conferences and Missions involved in the study**

	Frequency	Percent	Valid Percent	Cumulative Percent
Fiji	112	11.1	11.1	11.1
New Zealand	145	14.4	14.4	25.6
PNG	67	6.7	6.7	32.2
Samoa	97	9.7	9.7	41.9
South Australia	110	10.9	10.9	52.8
South Queensland	122	12.1	12.1	65.0
Victoria	99	9.9	9.9	74.8
Vanuatu	192	19.1	19.1	93.9
Tonga	61	6.1	6.1	100.0

**Figure 1 Source of data by Country**



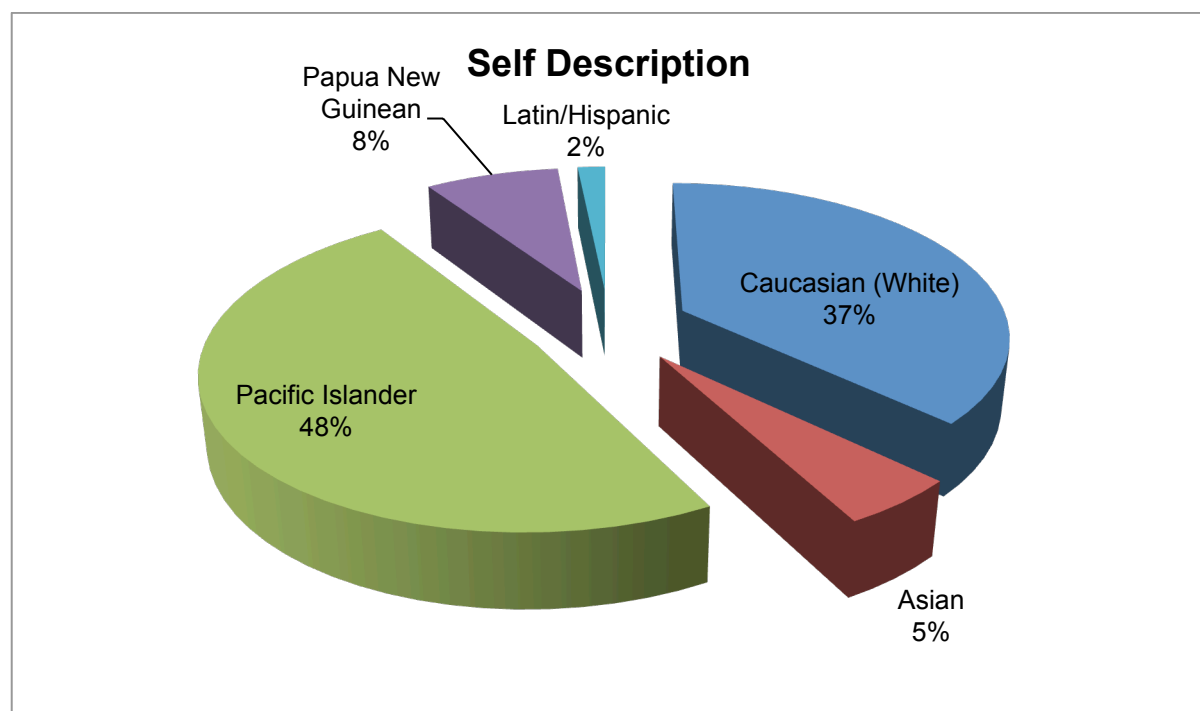
Note: The first part of the report basically contains the frequencies for each of the questions.

**Table 2 Question 1.1 How do you describe yourself?**

		Frequency	Percent	Valid Percent	Cumulative Percent
Valid	Caucasian (White)	362	36.0	37.1	37.1
	Asian	49	4.9	5.0	42.1
	Pacific Islander	473	47.1	48.5	90.6
	Papua New Guinean	76	7.6	7.8	98.4
	Latin/Hispanic	16	1.6	1.6	100.0
	Total	976	97.1	100.0	
Missing	-1	29	2.9		
Total		1005	100.0		

There were a number of people who identified themselves as African, and these would be included in the missing category

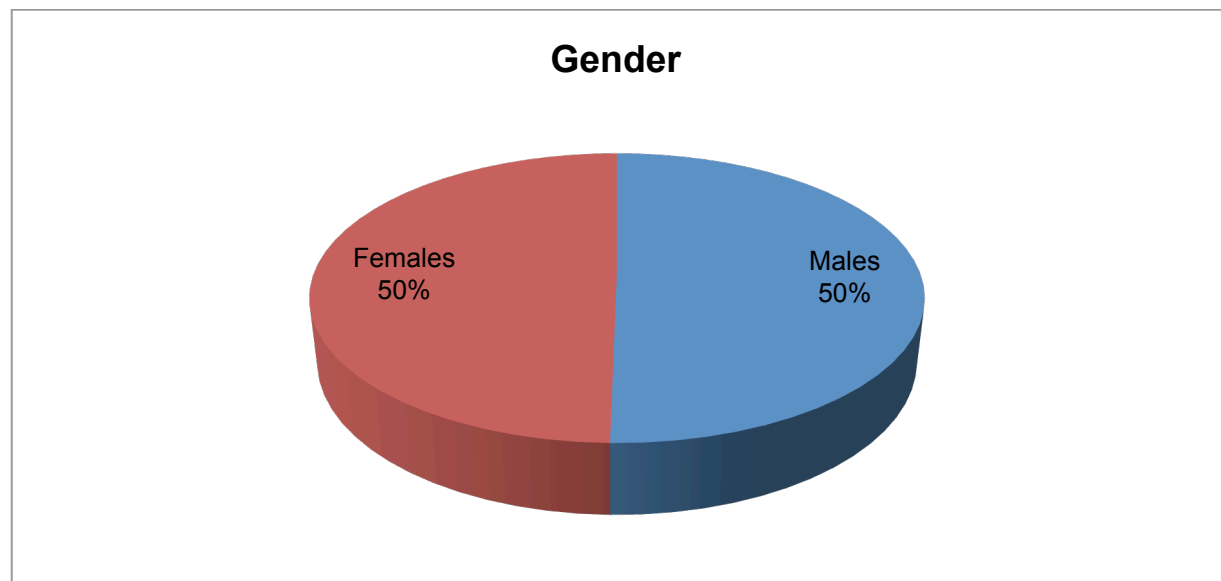
**Figure 2 Question 1.1 How do you describe yourself?**



**Table 3 Question 1.4 What is your gender?**

		Frequency	Percent	Valid Percent	Cumulative Percent
Valid	Male	499	49.7	50.3	50.3
	Female	493	49.1	49.7	100.0
	Total	992	98.7	100.0	
Missing	-1	13	1.3		
Total		1005	100.0		

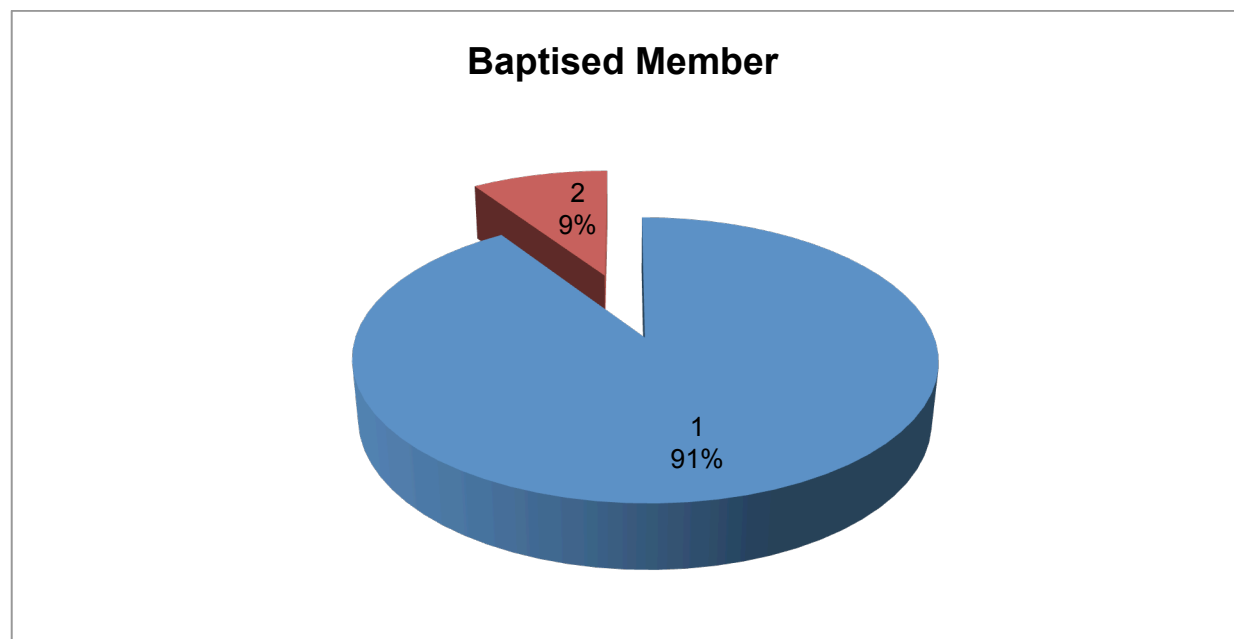
**Figure 3. What is your gender?**



**Table 4 Question 1.3 Are you a baptised member of the Seventh-day Adventist Church?**

		Frequency	Percent	Valid Percent	Cumulative Percent
Valid	Yes	891	88.7	90.7	90.7
	No	91	9.1	9.3	100.0
	Total	982	97.7	100.0	
Missing	-1	23	2.3		
Total		1005	100.0		

**Figure 4. Are you Baptised?**

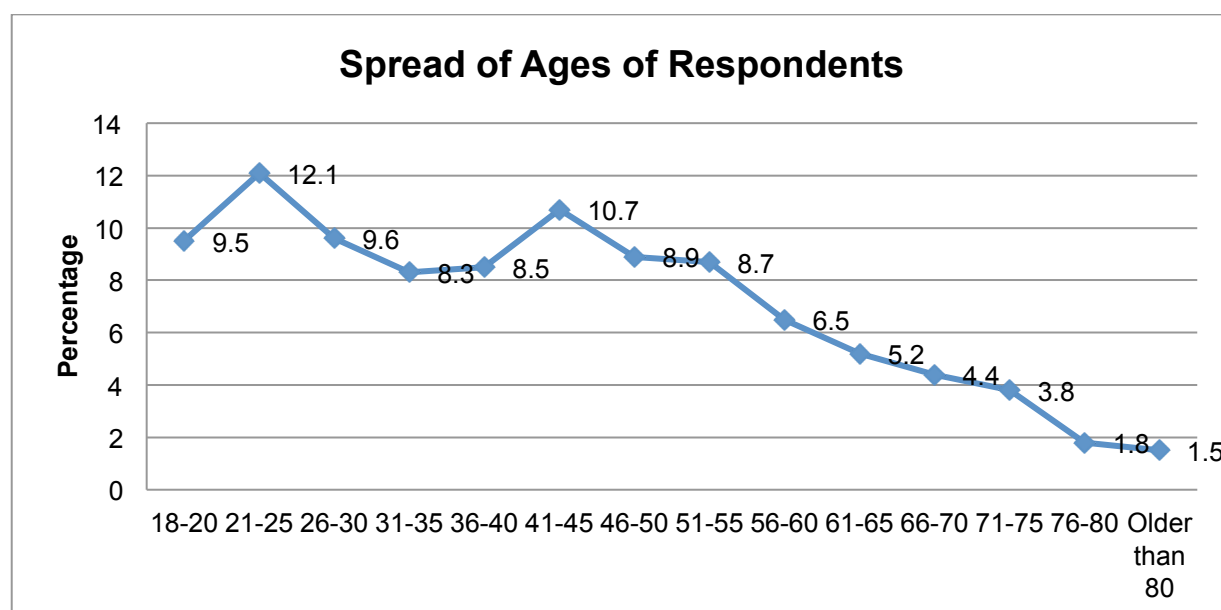


**Table 5 Question 1.4 How old are you?**

	Frequency	Percent	Valid Percent	Cumulative Percent
Valid 18-20	95	9.5	9.5	9.6
21-25	121	12.0	12.1	21.8
26-30	96	9.6	9.6	31.4
31-35	83	8.3	8.3	39.8
36-40	85	8.5	8.5	48.3
41-45	107	10.6	10.7	59.0
46-50	89	8.9	8.9	68.0
51-55	87	8.7	8.7	76.7
56-60	65	6.5	6.5	83.2
61-65	52	5.2	5.2	88.5
66-70	44	4.4	4.4	92.9
71-75	38	3.8	3.8	96.7
76-80	18	1.8	1.8	98.5
Older than 80	15	1.5	1.5	100.0
Total	996	99.1	100.0	
Missing -1	10	.1		
Total	1005	100.0		

There is a problem in Australia and New Zealand with having anyone under the age of 18 fill in the forms without parental permission and as we already have much of the information in the Valuegenesis survey of 2011 we have only surveyed those 18 years or older. It is interesting that those under the age of 25 form almost one fourth of the sample

**Figure 5 Spread of the Ages of Respondents**

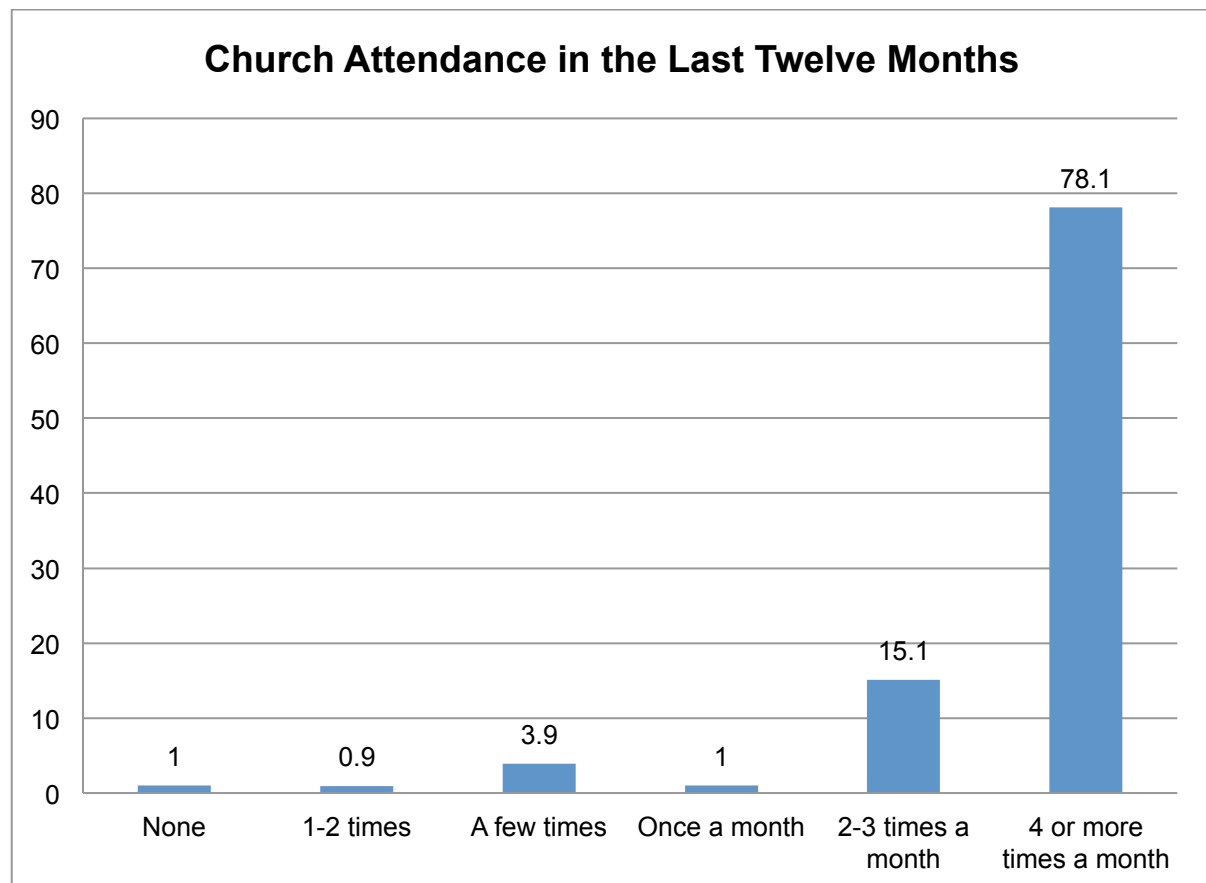




**Table 6 Question 1.5 On the average, about how many times have you attended church services during the last year?**

		Frequency	Percent	Valid Percent	Cumulative Percent
Valid	None	10	1.0	1.0	1.0
	1-2	9	.9	.9	1.9
	A few times	39	3.9	3.9	5.9
	Once a month	10	1.0	1.0	6.9
	2-3 times a month	149	14.8	15.1	21.9
	4 or more times a month	772	76.8	78.1	100.0
	Total	989	98.4	100.0	
Missing	-1	16	1.6		
Total		1005	100.0		

**Figure 6 Average attendance at Church in the last twelve months**

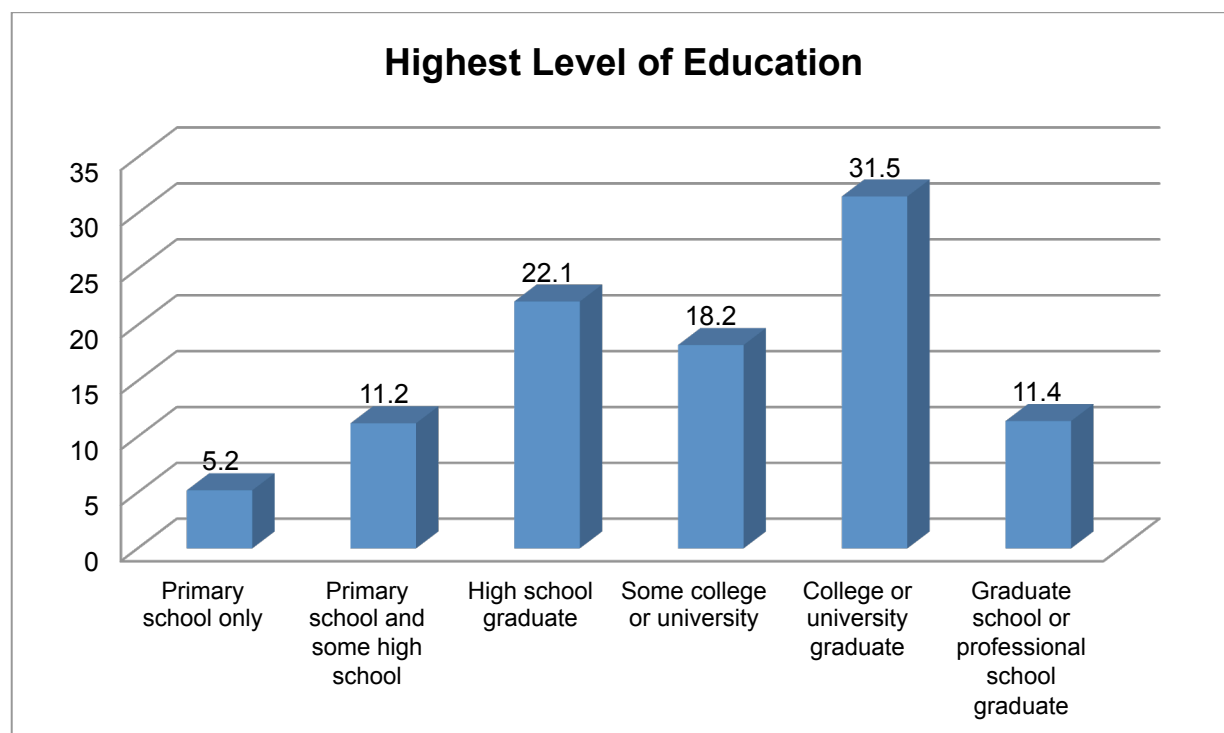


**Table 7 Question 1.6 What is the highest level of school you have completed?**

	Frequency	Percent	Valid Percent	Cumulative Percent
Valid	Primary school only	51	5.1	5.2
	Primary school and some high school	110	10.9	11.2
	High school graduate	217	21.6	22.1
	Some college or university	179	17.8	18.2
	College or university graduate	309	30.7	31.5
	Graduate school or professional school graduate	112	11.1	11.4
	Total	981	97.6	100.0
Missing	-1	27	2.7	
Total	1005	100.0		

Forty-three per cent have a college/university degree/diploma or higher. This may be as high as it is because we surveyed the English speaking churches across the island nations as our budget would not allow for translation into local languages.

**Figure 7 Highest level of Education**

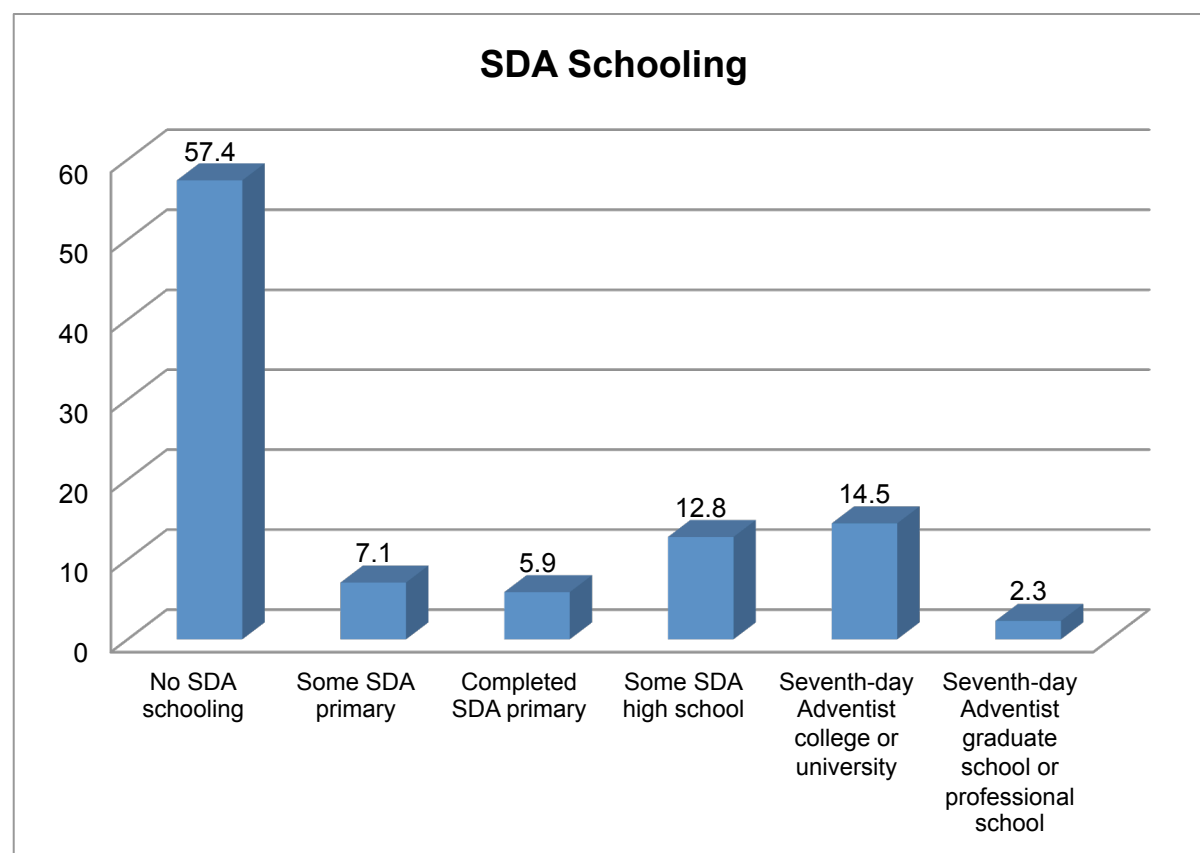


**Table 8 Question 1.7 Have you attended a Seventh-day Adventist school, college or university?**

	Frequency	Percent	Valid Percent	Cumulative Percent
No SDA schooling	471	46.9	57.4	57.4
Some SDA primary	58	5.8	7.1	64.5
Completed SDA primary	48	4.8	5.9	70.4
Some SDA high school	105	10.4	12.8	83.2
Valid Seventh-day Adventist college or university	119	11.8	14.5	97.7
Seventh-day Adventist graduate school or professional school	19	1.9	2.3	100.0
Total	820	81.6	100.0	
-1	102	10.1		
Missing System	83	8.3		
Total	185	18.4		
Total	1005	100.0		

Only 43% have some SDA schooling – this would fairly represent the SPD outside of Australia and New Zealand where the figure is just under 50%

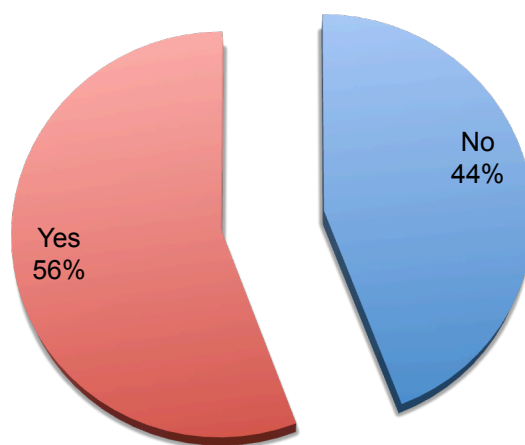
**Figure 8 SDA School Attendance**



**Table 9 Question 1.8 Have you been a Seventh-day Adventist from birth?**

		Frequency	Percent	Valid Percent	Cumulative Percent
Valid	No	437	43.5	44.4	44.4
	Yes	547	54.4	55.6	100.0
	Total	984	97.9	100.0	
Missing	-1	21	2.1		
Total		1005	100.0		

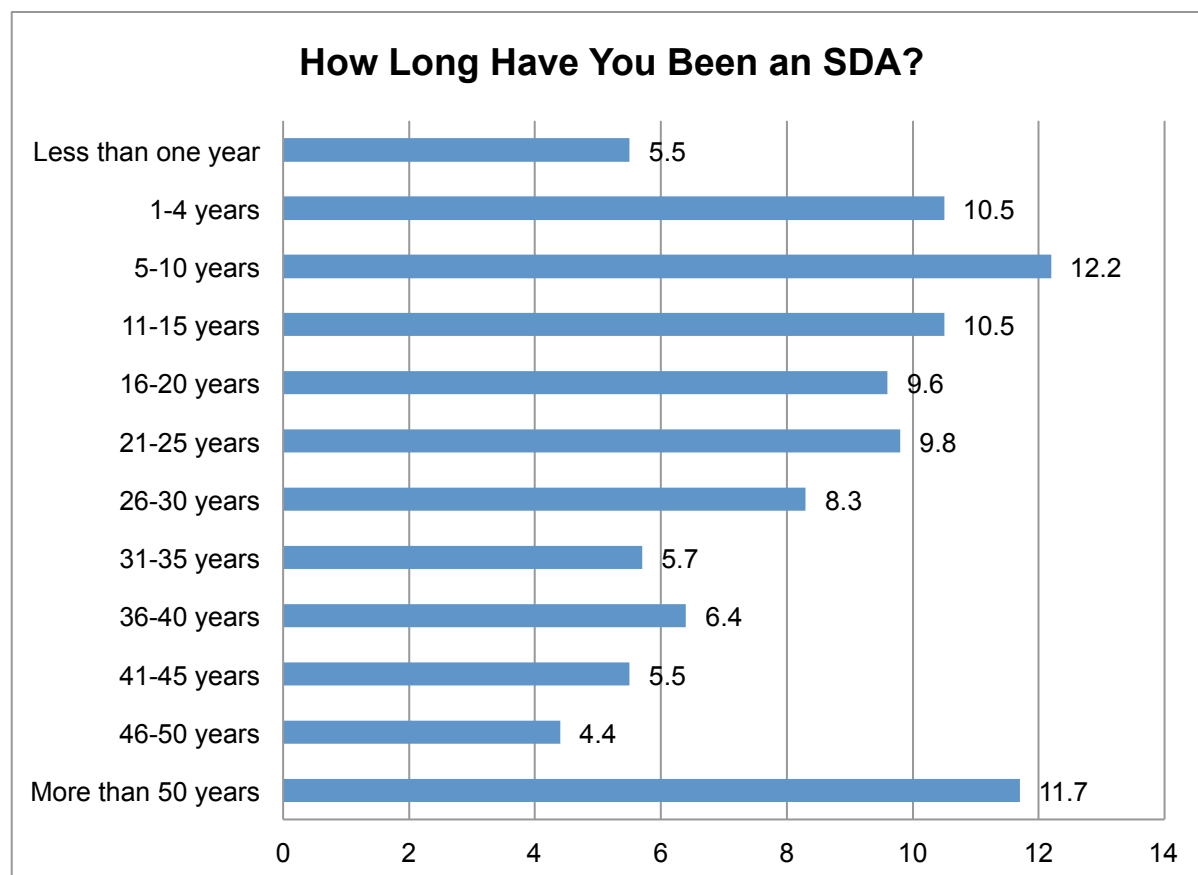
**Figure 9 Have you been an SDA since birth**



**Table 10 Question 1.9 If not, then for how long have you been a Seventh-day Adventist?**

	Frequency	Percent	Valid Percent	Cumulative Percent
Valid Less than one year	31	3.1	5.5	5.5
1-4 years	59	5.9	10.5	16.0
5-10 years	69	6.9	12.2	28.2
11-15 years	59	5.9	10.5	38.7
16-20 years	54	5.4	9.6	48.2
21-25 years	55	5.5	9.8	58.0
26-30 years	47	4.7	8.3	66.3
31-35 years	32	3.2	5.7	72.0
36-40 years	36	3.6	6.4	78.4
41-45 years	31	3.1	5.5	83.9
46-50 years	25	2.5	4.4	88.3
More than 50 years	66	6.6	11.7	100.0
Total	564	56.1	100.0	
Missing -1	441	43.9		
Total	1005	100.0		

**Figure 10 How long have you been an SDA?**

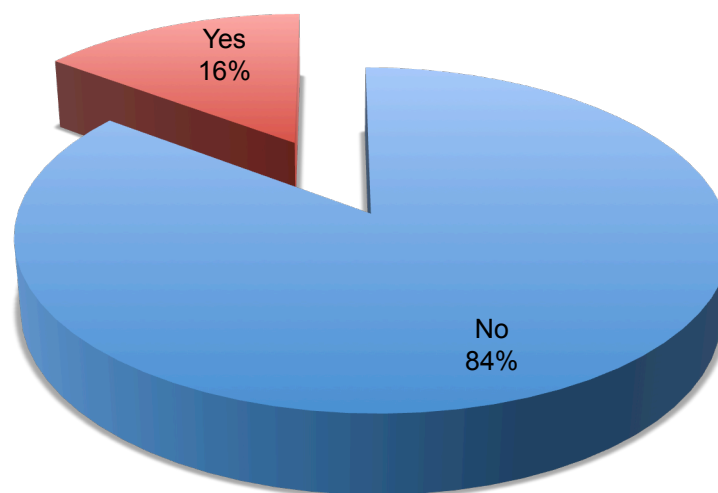


**Table 11 Question 1.10 I am employed by an institution that is owned by or affiliated with the Seventh-day Adventist Church.**

		Frequency	Percent	Valid Percent	Cumulative Percent
Valid	No	772	76.8	83.6	83.6
	Yes	151	15.0	16.4	100.0
	Total	923	91.8	100.0	
Missing	-1	82	8.2		
Total		1005	100.0		

Only 16% were employed by the SDA church or an affiliate

**Figure 11 Employed by an SDA Institution**



**Table 12 Church attendance and preference for church attendance**

Think about your local church	1 A few times a year or less	2 One every month or two	3 Two or three times a month	4 About once a week	5 More than once a week
2.1 How often do you attend worship services at your church?	4	3	14	43	37
2.2 I would <i>prefer</i> to go to church	2	1	8	36	54

80% attend church weekly or more often but 90% would prefer to attend weekly or more

**Table 13 Question 2.3 How do you consider your involvement in your church?**

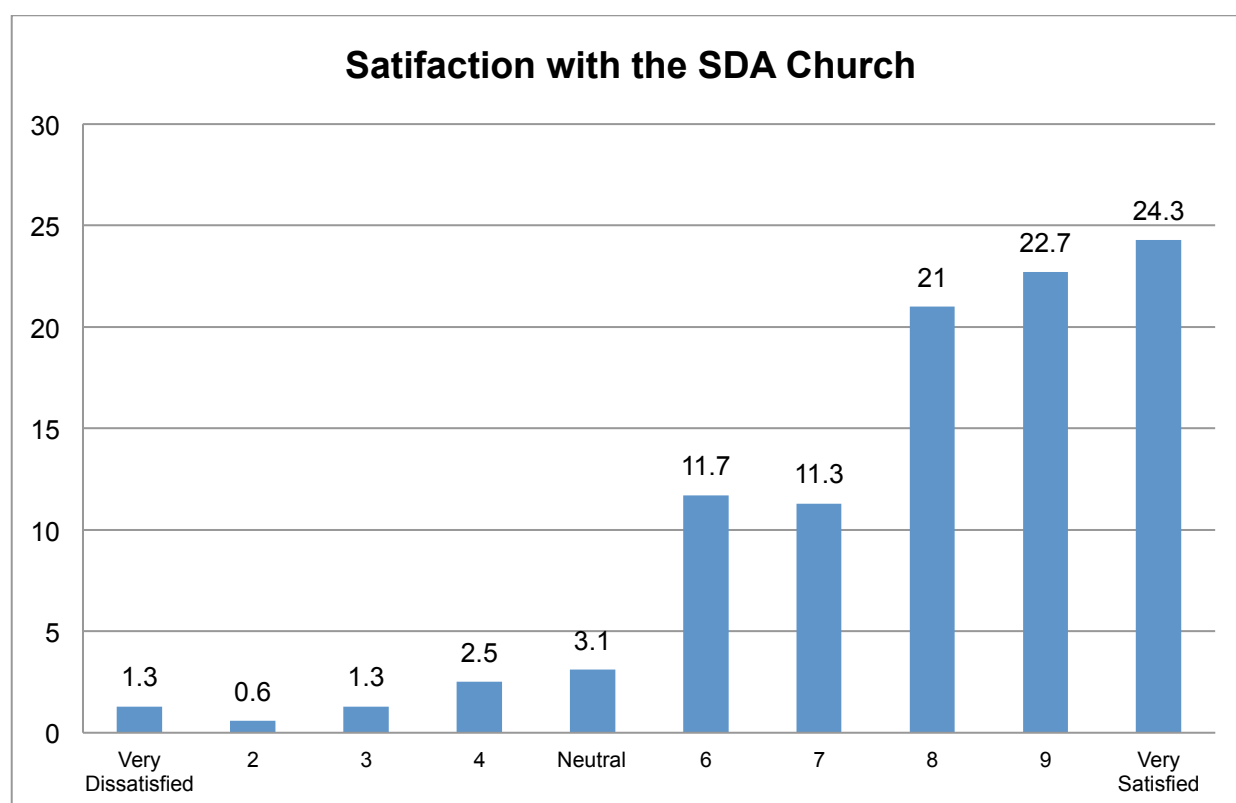
		Frequency	Percent	Valid Percent	Cumulative Percent
	I do not participate at all in church activities	52	5.2	5.4	5.9
	I consider myself an observer	76	7.6	7.9	13.7
Valid	I consider myself a casual participant	236	23.5	24.4	38.1
	I consider myself an active participant	411	40.9	42.5	80.6
	I consider myself a leader in my church	188	18.7	19.4	100.0
	Total	968	96.3	100.0	
Missing	-1	42	4.2		
Total		1005	100.0		

**Table 14 Question 2.4 How satisfied are you with the church you attend?**

		Frequency	Percent	Valid Percent	Cumulative Percent
Valid	Very Dissatisfied	13	1.3	1.3	1.5
	2	6	.6	.6	2.2
	3	13	1.3	1.3	3.5
	4	24	2.4	2.5	5.9
	Neutral	30	3.0	3.1	9.0
	6	114	11.3	11.7	20.7
	7	110	10.9	11.3	32.0
	8	205	20.4	21.0	53.0
	9	221	22.0	22.7	75.7
	Very Satisfied	237	23.6	24.3	100.0
	Total	975	97.0	100.0	
Missing	-1	30	3.0		
Total		1005	100.0		

Almost 70% report being satisfied with their church and under 5% say they are dissatisfied

**Figure 12 Satisfaction with the SDA Church**





**Table 15 Question 2.5 What characteristics of church life would make you consider leaving your local Seventh-day Adventist church to worship in another congregation of a different faith?**

		Frequency	Percent	Valid Percent	Cumulative Percent
Valid	When sermons are boring	42	4.2	5.1	5.1
	When church is cold and unfriendly	228	22.7	27.7	32.8
	When there are no activities beyond weekend services	42	4.2	5.1	38.0
	When worship services are not meaningful	195	19.4	23.7	61.7
	Other	315	31.3	38.3	100.0
	Total	822	81.8	100.0	
Missing	-1	155	15.4		
	System	28	2.8		
	Total	183	18.2		
Total		1005	100.0		

Many wrote that nothing would cause them to leave and were upset that they did not have a chance to say so in the survey

**Table 16 Question 2.6 What characteristics of church life would make you consider leaving your local Seventh-day Adventist church to worship in another Seventh--day Adventist church?**

		Frequency	Percent	Valid Percent	Cumulative Percent
Valid	When sermons are boring	67	6.7	8.2	8.2
	When church is cold and unfriendly	397	39.5	48.4	56.5
	When there are no activities beyond weekend services	69	6.9	8.4	64.9
	When worship services are not meaningful	288	28.7	35.1	100.0
	Total	821	81.7	100.0	
Missing	-1	156	15.5		
	System	28	2.8		
	Total	184	18.3		
Total		1005	100.0		

Again a large number wrote across the survey that nothing would cause to move

**Table 17 Question 2.7 What characteristics of church life would make you consider leaving your local Seventh-day Adventist church to worship at home?**

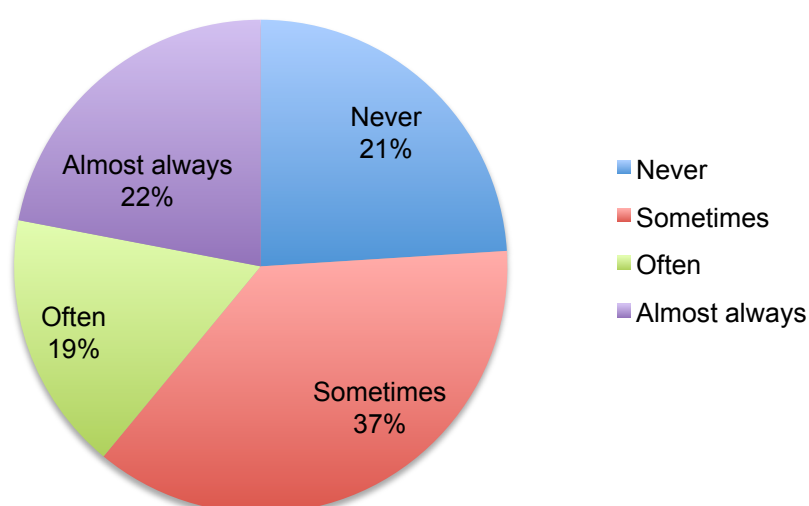
		Frequency	Percent	Valid Percent	Cumulative Percent
Valid	When sermons are boring	100	10.0	12.8	12.8
	When church is cold and unfriendly	311	30.9	39.9	52.8
	When there are no activities beyond weekend services	54	5.4	6.9	59.7
	When worship services are not meaningful	314	31.2	40.3	100.0
	Total	779	77.5	100.0	
Missing	-1	197	19.6		
	System	29	2.9		
	Total	226	22.5		
Total		1005	100.0		

The percentages are rounded up to the nearest whole number.

**Table 18**

Your Attitudes towards Religion		1 Never	2 Sometimes	3 Often	4 Almost always
2.8	Programs at my church are interesting	1	32	36	32
2.9	Programs at my church make me think.	1	33	40	26
2.10	My Sabbath School teachers or leaders know me well	8	21	23	49
2.11	My pastor knows me well.	10	23	25	43
2.12	The leaders in the church are warm and friendly	1	21	34	44
2.13	I can be myself at church	5	21	31	44
2.14	The leaders in our church care about me	3	29	33	35
2.15	I look forward to going to programs at my church	1	24	33	41
2.16	I go to programs at church because I want to	3	17	29	51
2.17	My church is helping me grow closer to Christ	2	20	32	46
2.18	I attend small group meetings organised by the church	21	37	19	22
2.19	I feel uncomfortable/guilty when I do not attend church most weekends	16	25	20	39
2.20	I feel proud of my church and its role and reputation in my community	2	17	31	50

**Figure 13**

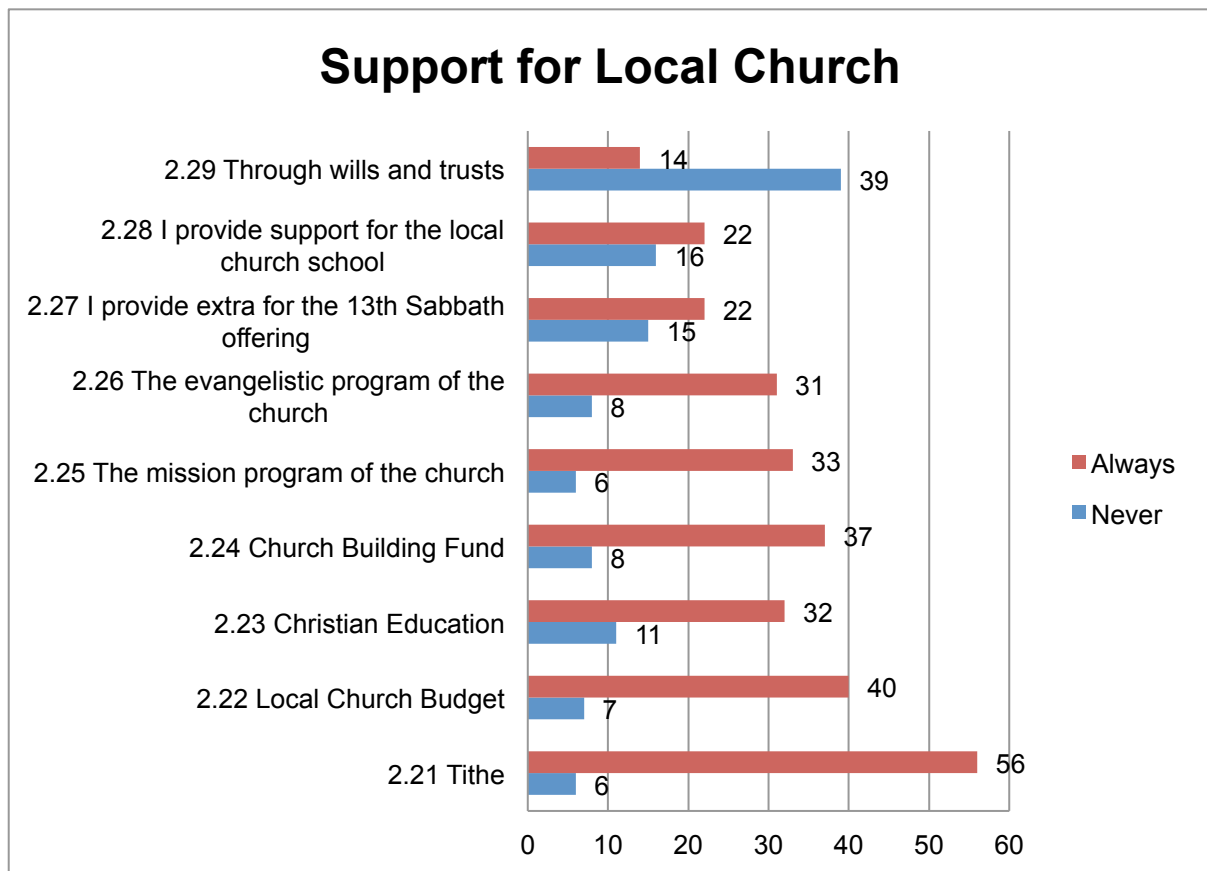


**Q2.18. I attend small group meetings organised by the church**

**Table 19**

Do you support your church with your donations?	1 Never	2 Seldom	3 Sometimes	4 Often	5 Always	6 Not applicable
2.21 Tithe	6	4	16	16	56	3
2.22 Local Church Budget	7	6	23	23	40	3
2.23 Christian Education	11	10	23	20	32	4
2.24 Church Building Fund	8	7	22	22	37	4
2.25 The mission program of the church	6	8	26	24	33	3
2.26 The evangelistic program of the church	8	9	26	22	31	4
2.27 I provide extra for the 13 <sup>th</sup> Sabbath offering	15	12	28	19	22	7
2.28 I provide support for the local church school	16	12	24	17	22	7
2.29 Through wills and trusts	39	9	14	9	14	16

**Figure 14**



**Table 20**

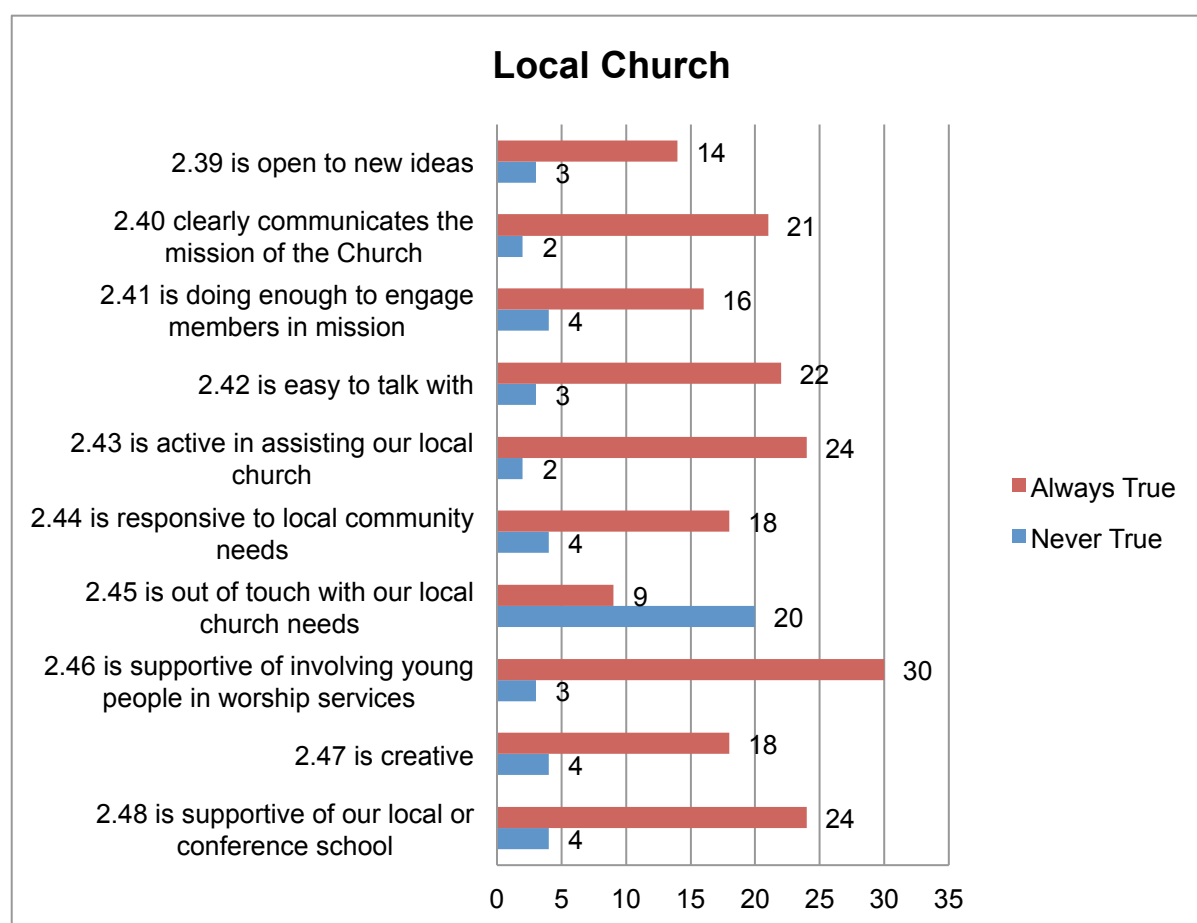
On a scale of 1 to 6 with 1 being <i>the lowest</i> “not at all” and a score of 6 <i>the highest</i> being “very much”, how well do each of these <i>describe your pastor?</i>	1	2	3	4	5	6
2.30 Enthusiastic about ministry	4	4	10	18	41	25
2.31 Helpful in times of need	4	6	12	21	37	20
2.32 Inspiring	3	6	12	20	39	20
2.33 Occasionally visits members of the church in their homes	13	12	17	20	25	13
2.34 Sensitive to the needs of others	5	9	15	22	32	17
2.35 A good preacher	3	4	10	17	40	27
2.36 Shows true spiritual leadership in our church community	4	4	11	16	41	25
252.37Receptive of new ideas	4	6	13	22	36	20
2.38 Thorough in pastoral duties	4	6	11	20	37	23

The mean scores range from 3.72 for visitation through to 4.66 is a good preacher

**Table 21**

In your experiences with the Seventh-day Adventist Church and your local church leadership, how often are the following statements true or not true?	1 No opinion	2 Never true	3 Rarely true	4 True	5 Often true	6 Always true
<b>Your local church leadership . . .</b>						
2.39 is open to new ideas	6	3	18	37	22	14
2.40 clearly communicates the mission of the Church	3	2	11	43	20	21
2.41 is doing enough to engage members in mission	3	4	18	39	19	16
2.42 is easy to talk with	3	3	14	38	20	22
2.43 is active in assisting our local church	3	2	9	39	22	24
2.44 is responsive to local community needs	5	4	14	37	23	18
2.45 is out of touch with our local church needs	9	20	28	19	14	9
2.46 is supportive of involving young people in worship services	3	3	10	32	23	30
2.47 is creative	4	4	17	35	22	18
2.48 is supportive of our local or conference school	9	4	10	31	22	24

**Figure 15**



**Table 22 Question 2.49 In thinking about what originally brought you to this congregation, what *originally attracted you to attend this congregation?***

		Frequency	Percent	Valid Percent	Cumulative Percent
Valid	My friends are there	29	2.9	10.0	10.0
	Adult education program	1	.1	.3	10.3
	The music program	7	.7	2.4	12.7
	The worship style	13	1.3	4.5	17.2
	The doctrines of the church	55	5.5	18.9	36.1
	The minister	5	.5	1.7	37.8
	Proximity to where I live	59	5.9	20.3	58.1
	The church's reputation	11	1.1	3.8	61.9
	Child and youth program	11	1.1	3.8	65.6
	The community outreach	4	.4	1.4	67.0
	The self-help groups	1	.1	.3	67.4
	The denominational ties	18	1.8	6.2	73.5
	An evangelism program	15	1.5	5.2	78.7
	Other	62	6.2	21.3	100.0
	Total	291	29.0	100.0	
Missing	-1	485	48.3		
	System	229	22.8		
	Total	714	71.0		
Total		1005	100.0		

The church doctrines and proximity are reasons given in almost 30% of cases

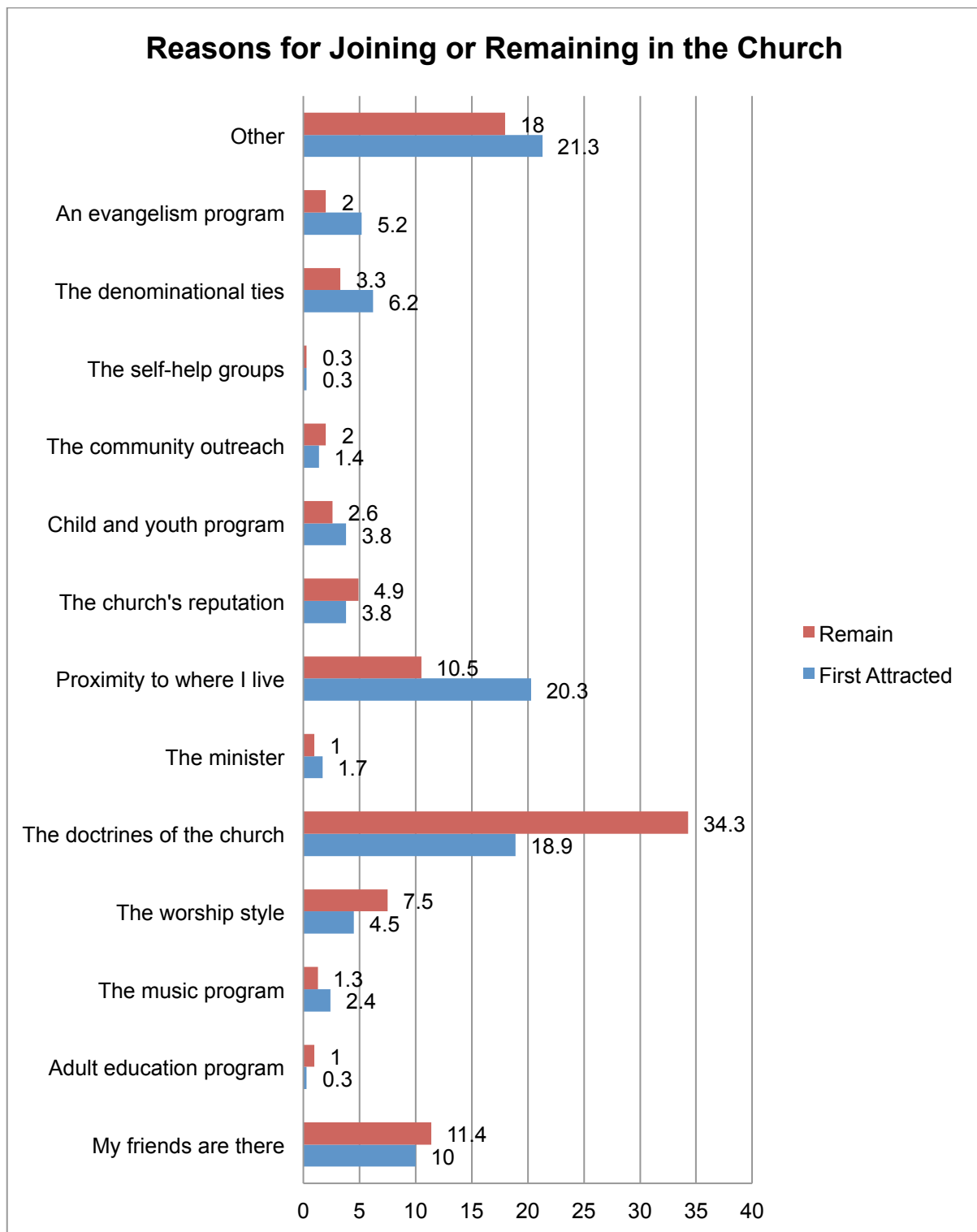
**Table 23 Question 2.50 In thinking about what originally brought you to this congregation, what is the foremost *reason you remain a part of this congregation?***

		Frequency	Percent	Valid Percent	Cumulative Percent
Valid	My friends are there	35	3.5	11.4	11.4
	Adult education program	3	.3	1.0	12.4
	The music program	4	.4	1.3	13.7
	The worship style	23	2.3	7.5	21.2
	The doctrines of the church	105	10.4	34.3	55.6
	The minister	3	.3	1.0	56.5
	Proximity to where I live	32	3.2	10.5	67.0
	The church's reputation	15	1.5	4.9	71.9
	Child and youth program	8	.8	2.6	74.5
	The community outreach	6	.6	2.0	76.5
	The self-help groups	1	.1	.3	76.8
	The denominational ties	10	1.0	3.3	80.1
	An evangelism program	6	.6	2.0	82.0
	Other	55	5.5	18.0	100.0
	Total	306	30.4	100.0	
	-1	475	47.3		
Missing	System	224	22.3		
	Total	699	69.6		
Total		1005	100.0		

One third of all respondents stay in the church because of the doctrines.



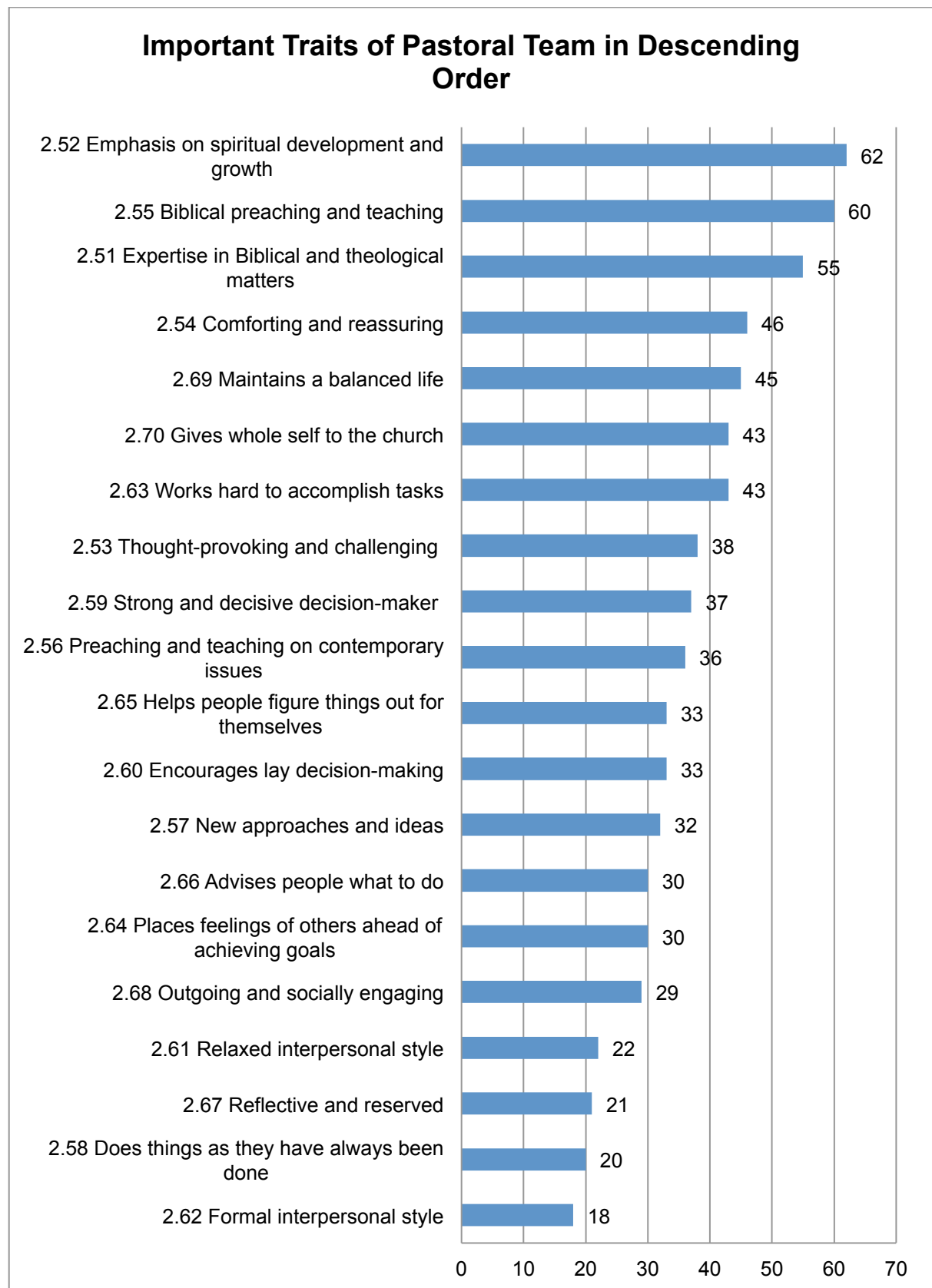
**Figure 16**



**Table 24**

<b>How important are the following personal traits <i>in your pastoral leadership</i> in your local church?</b>	<b>1 Not important</b>	<b>2 Slightly important</b>	<b>3 Fairly important</b>	<b>4 Quite important</b>	<b>5 Very important</b>
2.51 Expertise in Biblical and theological matters	2	4	13	26	55
2.52 Emphasis on spiritual development and growth	1	2	11	24	62
2.53 Thought-provoking and challenging	6	7	18	32	38
2.54 Comforting and reassuring	2	5	17	30	46
2.55 Biblical preaching and teaching	1	2	9	28	60
2.56 Preaching and teaching on contemporary issues	3	7	22	33	36
2.57 New approaches and ideas	4	11	23	30	32
2.58 Does things as they have always been done	15	16	23	27	20
2.59 Strong and decisive decision-maker	2	5	22	35	37
2.60 Encourages lay decision-making	3	6	24	35	33
2.61 Relaxed interpersonal style	6	9	28	35	22
2.62 Formal interpersonal style	10	17	27	28	18
2.63 Works hard to accomplish tasks	2	5	18	34	43
2.64 Places feelings of others ahead of achieving goals	4	8	24	35	30
2.65 Helps people figure things out for themselves	4	8	22	34	33
2.66 Advises people what to do	3	12	28	28	30
2.67 Reflective and reserved	7	14	33	26	21
2.68 Outgoing and socially engaging	4	12	24	32	29
2.69 Maintains a balanced life	5	6	16	28	45
2.70 Gives whole self to the church	6	8	17	27	43

**Figure 17**



**Table 25**

The following are a few questions about your attitude toward religion		1. We're doing too much now	2. We're doing fine as is	3. Should increase or improve to some extent	4. Should increase or improve to a great extent
2.71	Overall, to what extent do you think the congregation needs to increase or improve its efforts in outreach?	2	13	43	42
2.72	Overall, to what extent do you think the congregation needs to increase or improve its efforts in caring and nurture	1	10	37	52

**Table 26**

The following are a few questions about your attitude toward religion		1. Not at all	2. To some extent	3. To a moderate extent	4. To a great extent
2.73	To what extent would you personally be willing to get more involved in outreach by your congregation	2	23	33	42
2.74	Without the support of the worship service in my local church, I feel my faith might gradually fade away	25	27	23	25
2.75	I use information from the internet (World Wide Web) as a way to grow my faith	39	29	16	16

There appears to be a desire to be more involved in the congregational life of the church with 75% expressing this to a moderate or great extent.

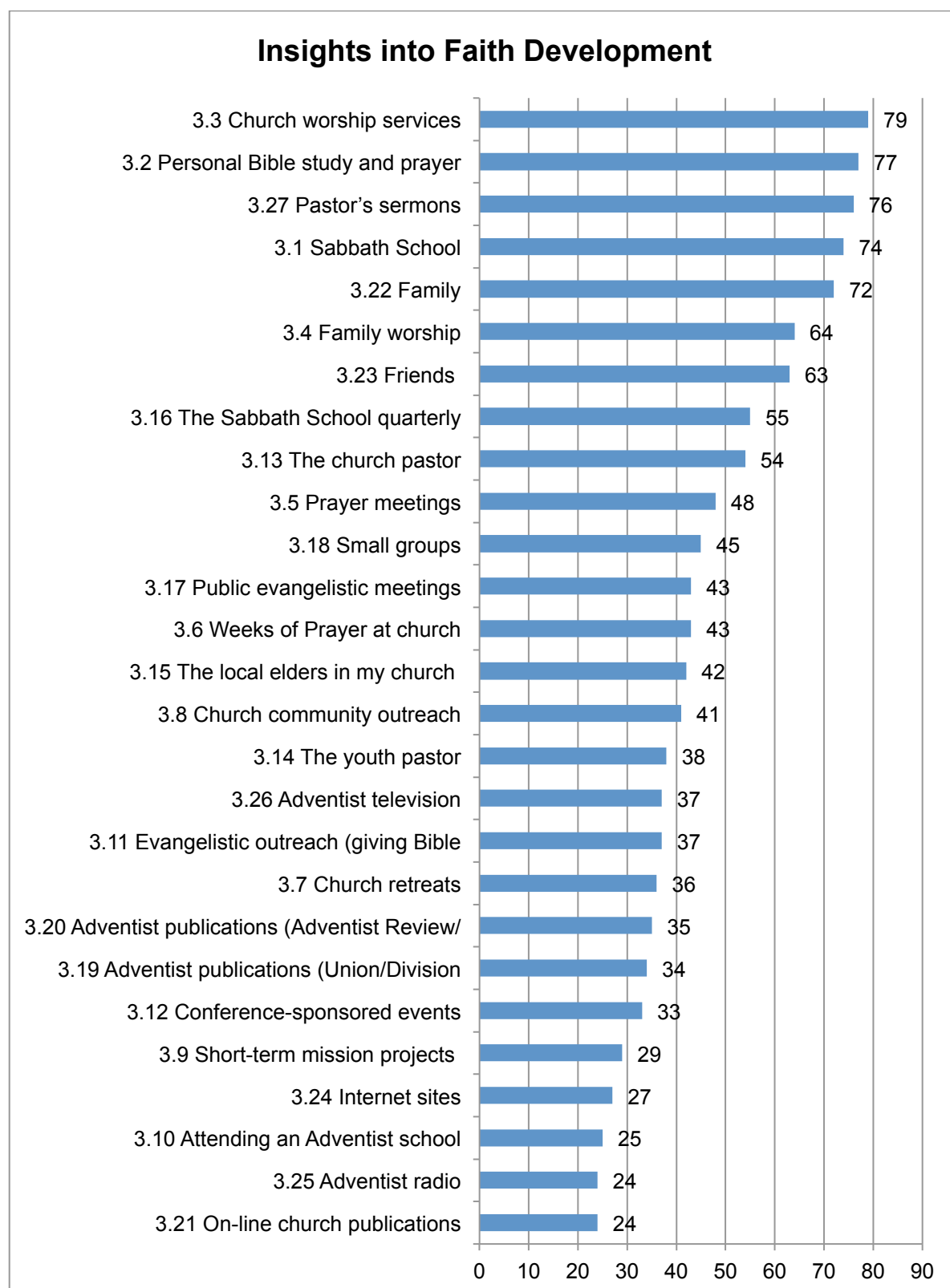
Only 50% see the worship service as integral to their continued faith while only a third see the internet as a source of information. There are very low figures of internet use in PNG (12%) while it is very much higher in Australia where the figure is 94% for Victoria reporting moderate or great extent.

**Table 27**

How much has each of the following helped you develop your religious life? If you are never involved, choose "Does not apply to me."	1 Does not apply to me	2 Not at all	3 Sometimes	4 Often	5 Very much
3.1 Sabbath School	5	2	19	24	50
3.2 Personal Bible study and prayer	2	2	19	23	54
3.3 Church worship services	2	2	17	33	46
3.4 Family worship	8	6	23	23	41
3.5 Prayer meetings	14	10	29	20	28
3.6 Weeks of Prayer at church	15	12	30	19	24
3.7 Church retreats	21	15	28	17	19
3.8 Church community outreach	14	10	35	19	22
3.9 Short-term mission projects	27	15	29	14	15
3.10 Attending an Adventist school	39	10	15	12	23
3.11 Evangelistic outreach (giving Bible studies, distributing literature, etc)	21	14	28	17	20
3.12 Conference-sponsored events	22	14	31	18	15
3.13 The church pastor	7	9	31	29	25
3.14 The youth pastor	27	12	23	19	19
3.15 The local elders in my church	9	13	37	22	20
3.16 The Sabbath School quarterly	9	9	26	25	30
3.17 Public evangelistic meetings	15	11	32	21	22
3.18 Small groups	16	11	29	20	25
3.19 Adventist publications (Union/Division paper)	19	16	33	17	17
3.20 Adventist publications (Adventist Review/Adventist World)	17	14	33	18	17
3.21 On-line church publications	31	20	26	11	13
3.22 Family	6	3	19	28	44
3.23 Friends	4	6	27	31	32
3.24 Internet sites	28	17	28	13	14
3.25 Adventist radio	39	19	17	11	13
3.26 Adventist television	28	15	21	16	21
3.27 Pastor's sermons	3	2	20	33	43

Results vary by place with some very large differences for some of the items. Further analysis is necessary to understand the big differences in response.

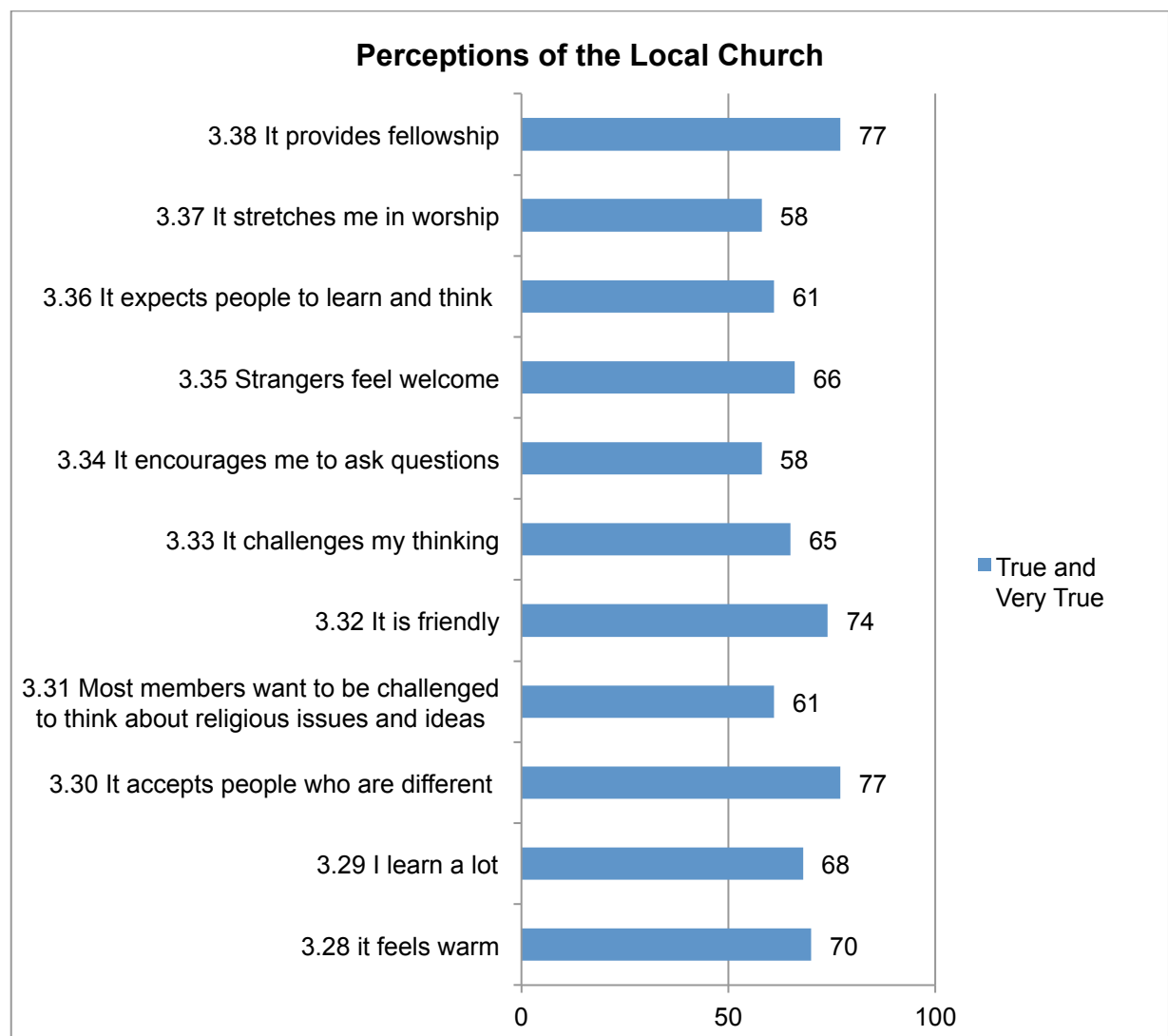
**Figure 18**



Includes responses for Often and Very Much.

**Table 28**

<b>Think about the local church that you attend. How true of your church are each of these statements.</b> Mark ONE choice only on this 5-point scale with 1=Not at all true and 5=Very true	<b>1</b>	<b>2</b>	<b>3</b>	<b>4</b>	<b>5</b>
3.28 it feels warm	1	4	25	33	37
3.29 I learn a lot	1	4	27	31	37
3.30 It accepts people who are different	1	4	18	31	46
3.31 Most members want to be challenged to think about religious issues and ideas	2	8	30	35	26
3.32 It is friendly	1	4	22	32	42
3.33 It challenges my thinking	2	7	27	32	33
3.34 It encourages me to ask questions	2	9	32	30	28
3.35 Strangers feel welcome	2	7	25	29	37
3.36 It expects people to learn and think	2	8	29	33	28
3.37 It stretches me in worship	3	9	31	29	29
3.38 It provides fellowship	1	4	19	32	45

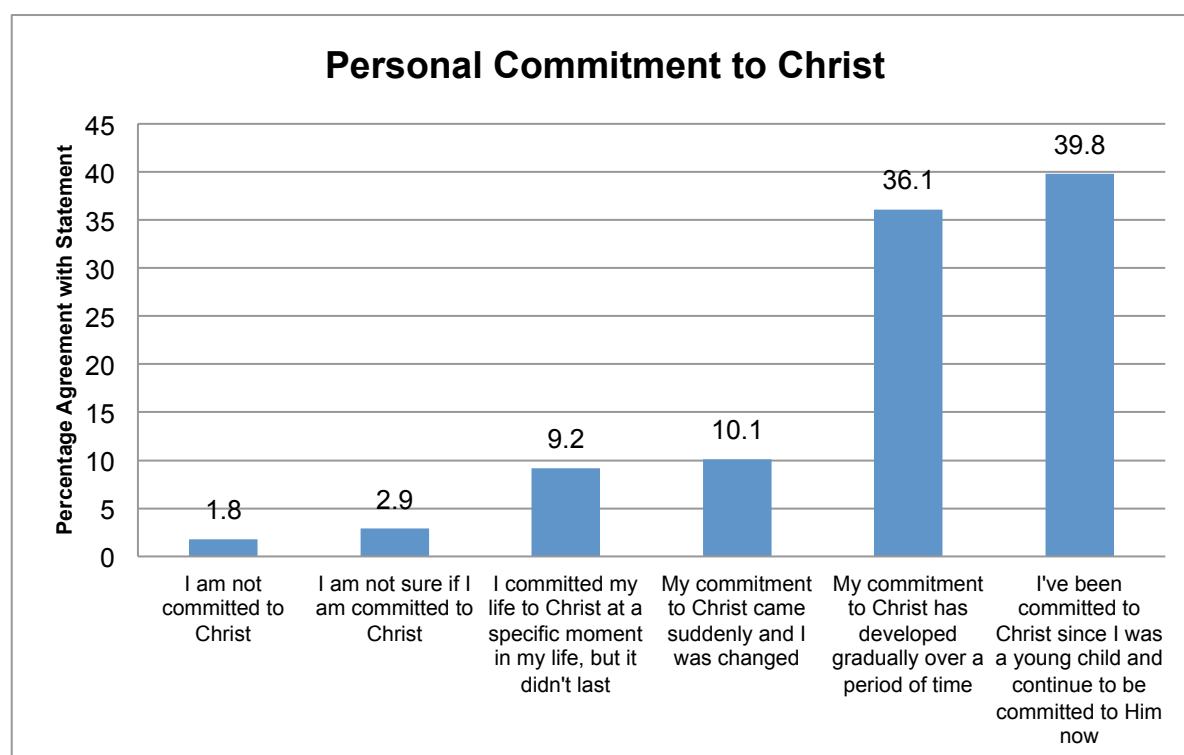
**Figure 19**

The church is not perceived to be open to new thinking or questioning

**Table 29 Question 3.39 Which of the following best describes your commitment to Jesus Christ**

		Frequency	Percent	Valid Percent	Cumulative Percent
Valid	I am not committed to Christ	16	1.6	1.8	1.8
	I am not sure if I am committed to Christ	26	2.6	2.9	4.7
	I committed my life to Christ at a specific moment in my life, but it didn't last	82	8.2	9.2	14.0
	My commitment to Christ has developed gradually over a period of time	321	31.9	36.1	50.1
	My commitment to Christ came suddenly and I was changed	90	9.0	10.1	60.2
	I've been committed to Christ since I was a young child and continue to be committed to Him now	353	35.1	39.8	100.0
	Total	888	88.4	100.0	
Missing	-1	114	11.3		
	System	3	.3		
	Total	117	11.6		
Total		1005	100.0		

**Figure 20**





**Table 30**

<b>How true is each of the following statements for you personally?</b> Score these questions on a scale of 1 to 5 with 1 being “never” and 5 being “Often”.	<b>1</b>	<b>2</b>	<b>3</b>	<b>4</b>	<b>5</b>
3.40 I help others with their religious questions and struggles	4	12	28	28	27
3.41 I seek out opportunities to help me grow spiritually	2	6	22	33	38
3.42 I feel a deep sense of responsibility for reducing pain and suffering in the world	4	8	25	31	32
3.43 I give significant portions of time and money to help other people	4	13	30	29	23
3.44 I feel God’s presence in my relationships with other people	1	5	24	35	35
3.45 I feel my life is filled with meaning and purpose	1	4	19	30	45
3.46 I show that I care a great deal about reducing poverty in my country and throughout the world	4	13	31	27	25
3.47 I apply my faith to political and social issues	10	14	28	25	23
3.48 The things I do reflect a commitment to Jesus Christ	2	5	22	36	35
3.49 I talk with other people about my faith	3	10	28	30	30
3.50 I have a real sense that God is guiding me	1	3	15	25	56
3.51 I am spiritually moved by the beauty of God’s creation	1	2	7	23	67

Faith Maturity Scale Frequencies share a balanced view of one’s relationship with God and has been used by a number of denominations as well as the two *Valuegenesis* research projects with Adventist young people in Seventh-day Adventist schools (1992, 2011). The following shares the individual items.

Scale analysis follows in the additional analysis section of this report.

***Intrinsic and Extrinsic Religion.*** Like the Faith Maturity Index which measures particular qualities of the religious life, we included in this Church Member Research the Intrinsic and Extrinsic religion scale. This scale describes an extrinsically religious person as one who sees religion as a means of obtaining status or personal security, for self-justification and for social ability, thus making religion more utilitarian and self-oriented. In contrast, the intrinsically

religious person internalizes beliefs and lives by them regardless of outside or extrinsic social pressure or other possible personal consequences. The questions have been reordered below to comply with the two types of religion.

### **Intrinsic Religion Questions.**

**These questions appear in bold in the following table**

Q3.52. I enjoy reading about Seventh-day Adventism

Q3.56. It is important to me to spend time in private thought and prayer

Q3.57. I have often had a strong sense of God’s presence

Q3.59. I try hard to live according to my religious beliefs

Q3.61. My religion is important because it answers many questions about the meaning of life

Q3.62. I would rather join a Bible study group than a church social group

Q3.67. My whole approach to life is based on my religion

Q3.70. Prayers I say when I am alone are as important to me as those I say in church

The reliability test for this scale returned a Chronbach’s Alpha of .65. In the *Valuegenesis* study of 2011 in the SPD we found these scales to far less reliable in the South Pacific Island samples.

## Extrinsic Religion Questions

These questions do not appear in bold in the following table

- 3.53 I go to church because it helps me to make friends
- 3.54 It doesn't much matter what I believe so long as I am good
- 3.55 Sometimes I have to disregard my religious beliefs because of what people might think of me
- 3.58 I pray mainly to gain relief and protection
- 3.60 What religion offers me most is comfort in difficult times
- 3.63 Prayer is for peace and happiness
- 3.64 Although I am religious, I don't let it affect my daily life
- 3.65 For quality control purposes, click on "I Strongly agree"
- 3.66 I go to church mostly to spend time with my friends
- 3.68 I go to church mainly because I enjoy seeing people I know
- 3.69 I pray mainly because I have been taught to pray
- 3.71 Although I believe in my religion, many others things are more important to me

The reliability test for this scale returned a Chronbach's Alpha of .81

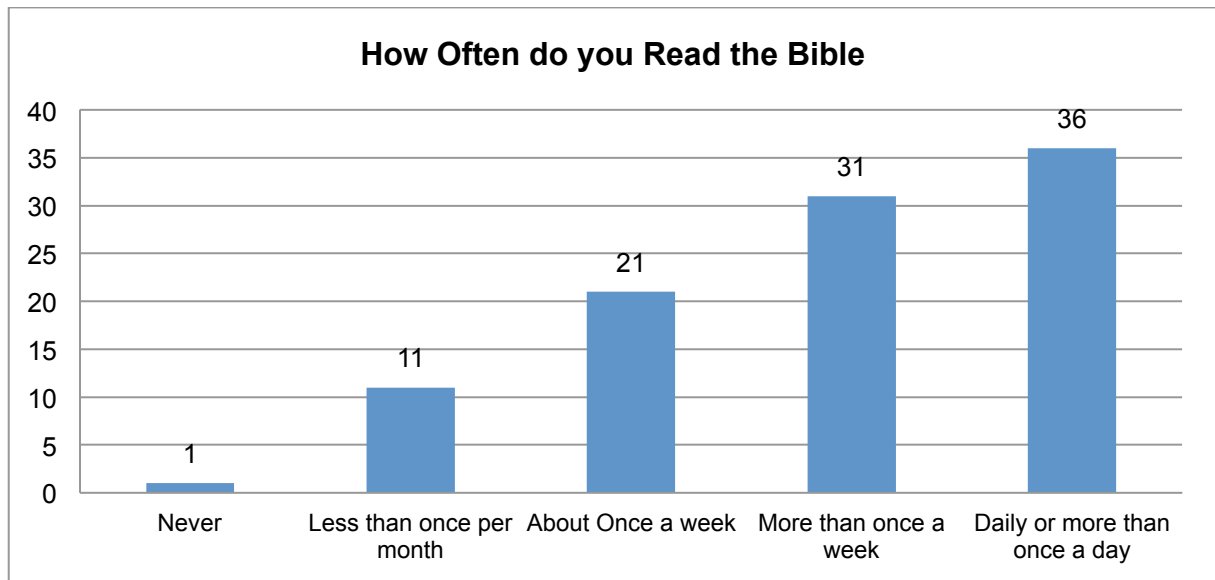
**Table 31**

<b>Your attitude toward religion</b>					
<b>3.52 I enjoy reading about Seventh-day Adventism</b>	2	3	11	33	51
3.53 I go to church because it helps me to make friends	10	16	18	35	20
3.54 It doesn't much matter what I believe so long as I am good	43	21	16	12	9
3.55 Sometimes I have to disregard my religious beliefs because of what people might think of me	45	21	14	13	8
<b>3.56 It is important to me to spend time in private thought and prayer</b>	2	1	7	23	68
<b>3.57 I have often had a strong sense of God's presence</b>	1	3	11	33	53
3.58 I pray mainly to gain relief and protection	7	17	13	29	36
<b>3.59 I try hard to live according to my religious beliefs</b>	3	5	7	34	52
3.60 What religion offers me most is comfort in difficult times	4	8	12	35	40
<b>3.61 My religion is important because it answers many questions about the meaning of life</b>	1	2	7	27	62
<b>3.62 I would rather join a Bible study group than a church social group</b>	6	11	26	27	30
3.63 Prayer is for peace and happiness	3	7	10	30	51
3.64 Although I am religious, I don't let it affect my daily life	27	20	14	19	19
3.65 For quality control purposes, click on "I Strongly agree"	10	3	15	12	61
3.66 I go to church mostly to spend time with my friends	34	30	13	13	9
<b>3.67 My whole approach to life is based on my religion</b>	5	8	13	35	39
3.68 I go to church mainly because I enjoy seeing people I know	26	29	16	19	10
3.69 I pray mainly because I have been taught to pray	25	27	11	19	19
<b>3.70 Prayers I say when I am alone are as important to me as those I say in church</b>	4	6	7	23	60
3.71 Although I believe in my religion, many others things are more important to me	25	22	16	20	17

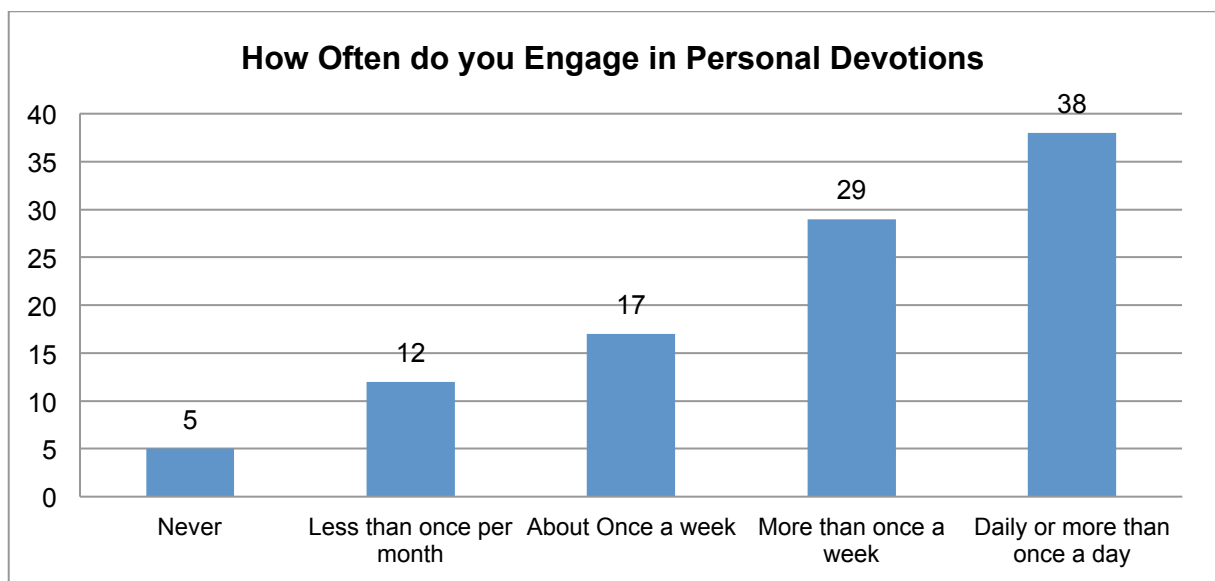
**Table 32**

How often do you do any of the following?		6 Never	7 Less than once a month	8 About once a week	9 More than once a week	10 Daily or more than once a day
3.72	Read the Bible	1	11	21	31	36
3.73	Engage in personal devotions	5	12	17	29	38
3.74	Read the writings of Ellen G White	28	33	17	14	9
3.75	Have family worship (Prayers or religious devotions you have together as a family, away from church)	13	14	15	22	36

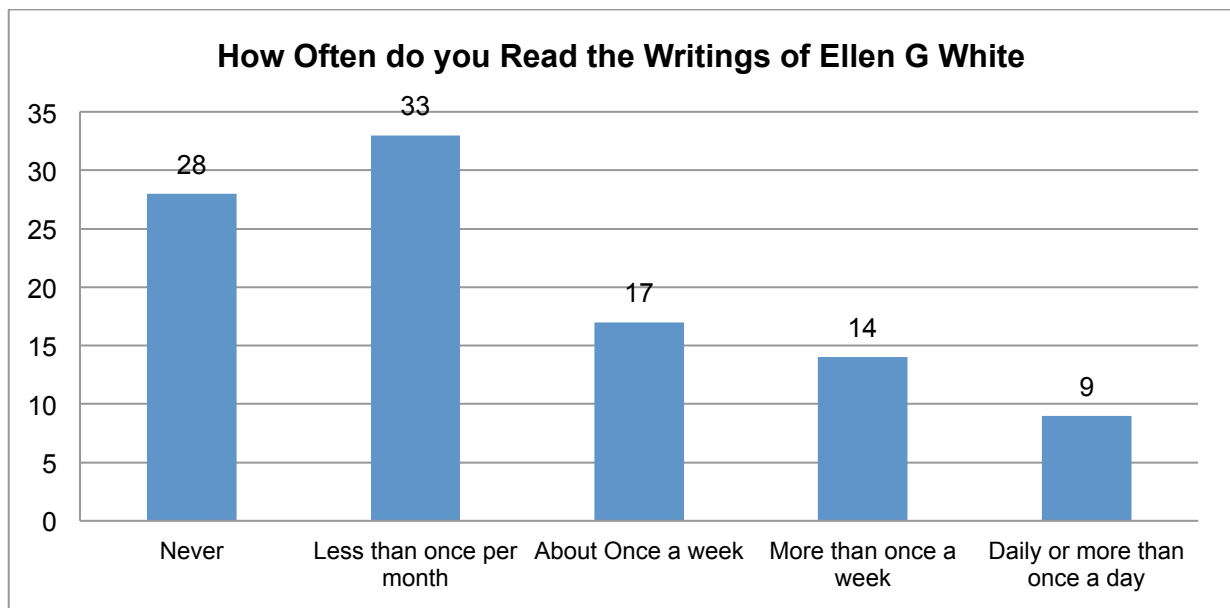
**Figure 21**



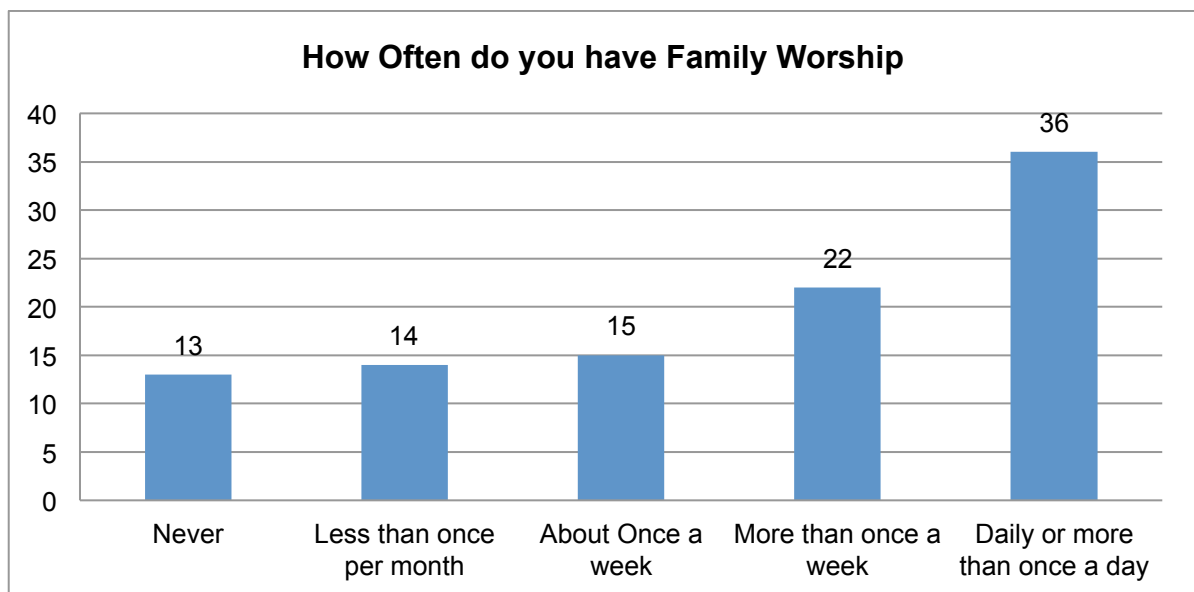
**Figure 22**



**Figure 23**



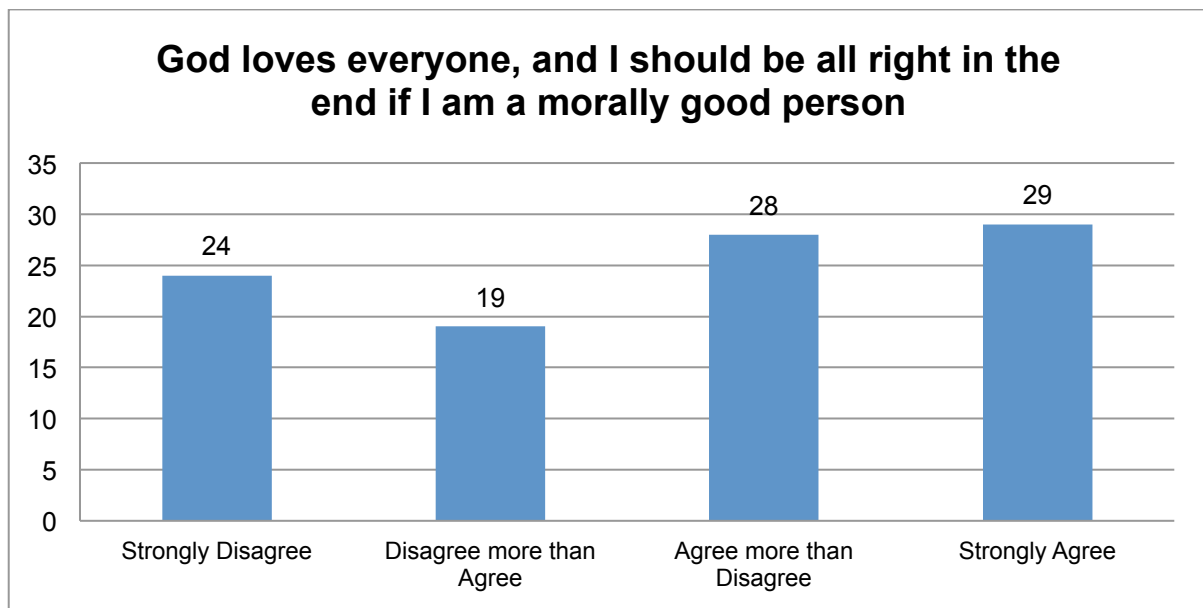
**Figure 24**



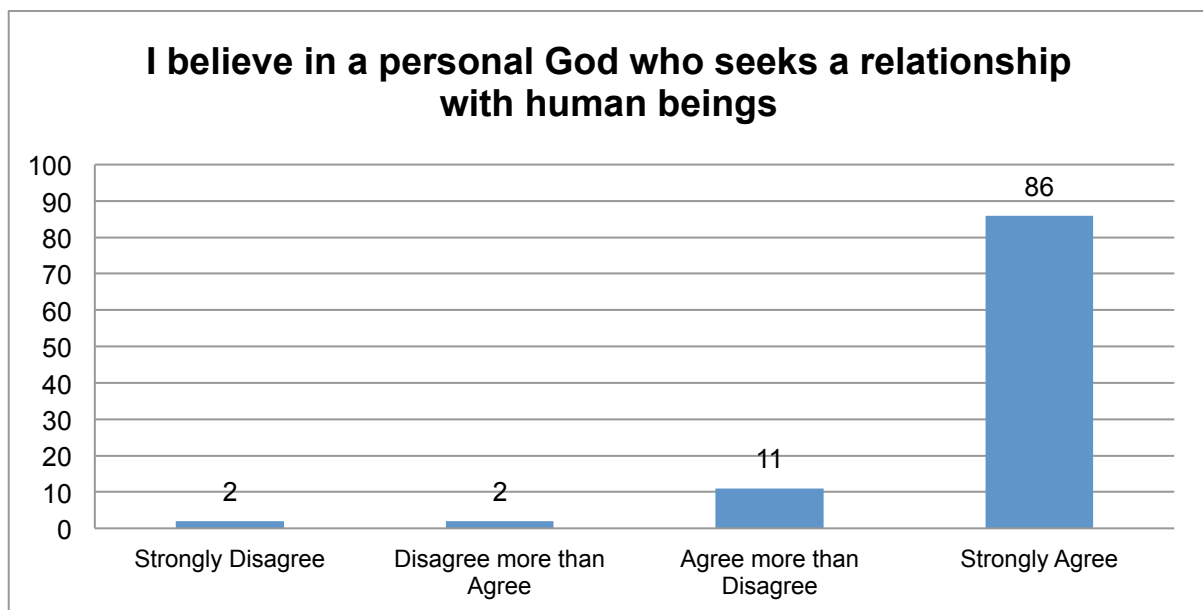
**Table 33**

Choose from these responses. (We do not expect you to agree with all of the following statements.)		1 I strongly disagree	2 Disagree more than agree	3 Agree more than disagree	4 Strongly agree
4.1	God loves everyone, and I should be all right in the end if I am a morally good person	24	19	28	29
4.2	I believe in a personal God who seeks a relationship with human beings	2	2	11	86
4.3	When you get right down to it, there are only two kinds of people in the world: the righteous who will be rewarded by God, and the rest who will not	5	8	23	64
4.4	Christianity is about Jesus giving me power to conquer sin in my life	5	7	23	65
4.5	I am saved the moment I believe and accept what Jesus has done for me	4	5	22	69
4.6	I believe that Jesus was born of a virgin	2	1	7	90
4.7	The Seventh-day Adventist Church is God's true last-day church with a message to prepare the world for the Second Coming of Christ	3	6	15	77
4.8	There is no body of teaching, or set of scriptures, which is completely without error or contradiction	20	15	30	35
4.9	Of all the people on earth, one group has a special relationship with God	21	18	22	39
4.10	A relationship with Jesus is important, but I will not get to heaven unless I obey God's law	15	13	24	48
4.11	I expect the world as we know it to end within the next 20 years	27	25	27	21
4.12	If I have been baptized, I will make it to heaven if I remain a good person all my life	24	19	25	32
4.13	I believe God created the world in exactly six days of 24 hours each in the relatively recent past	6	7	19	69
4.14	I believe God created the world	1	1	4	95
4.15	If I am to be saved, I need to be baptized into the Seventh-day Adventist church	27	18	20	35
4.16	The Adventist church believes in "present truth" which means beliefs might change over time	26	17	26	31
4.17	The true Sabbath is the seventh day Saturday	4	1	5	89
4.18	When a person dies their body remains in the grave and their soul sleeps until the resurrection	5	4	8	84
4.19	God loves everyone	1	0	2	97
4.20	I should be all right in the end if I am a morally good person	25	19	25	31

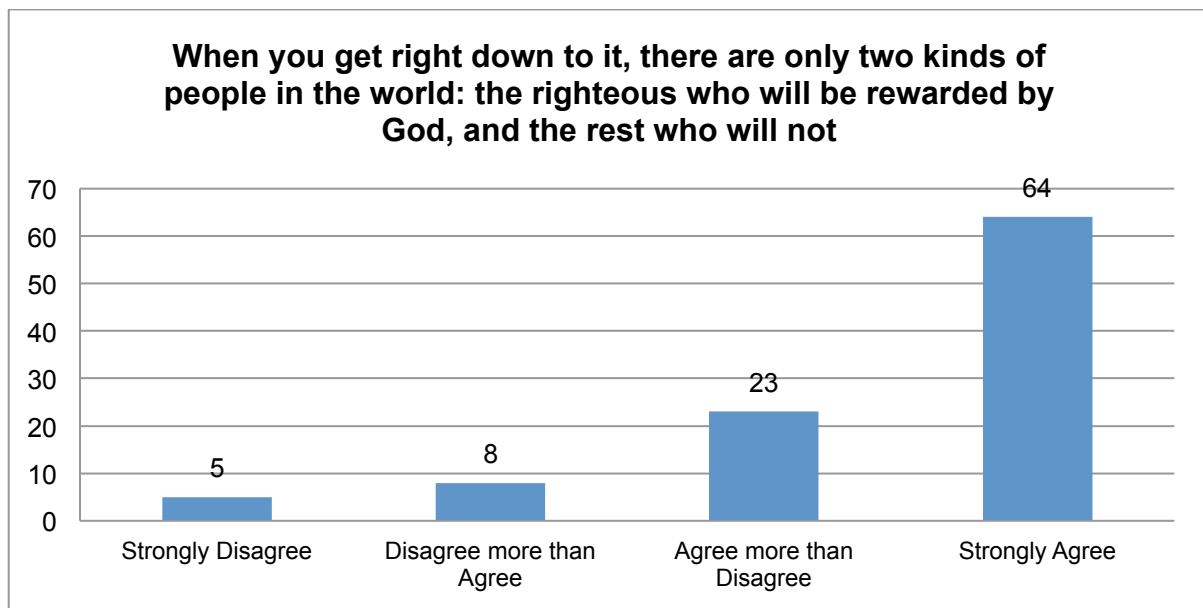
**Figure 25**



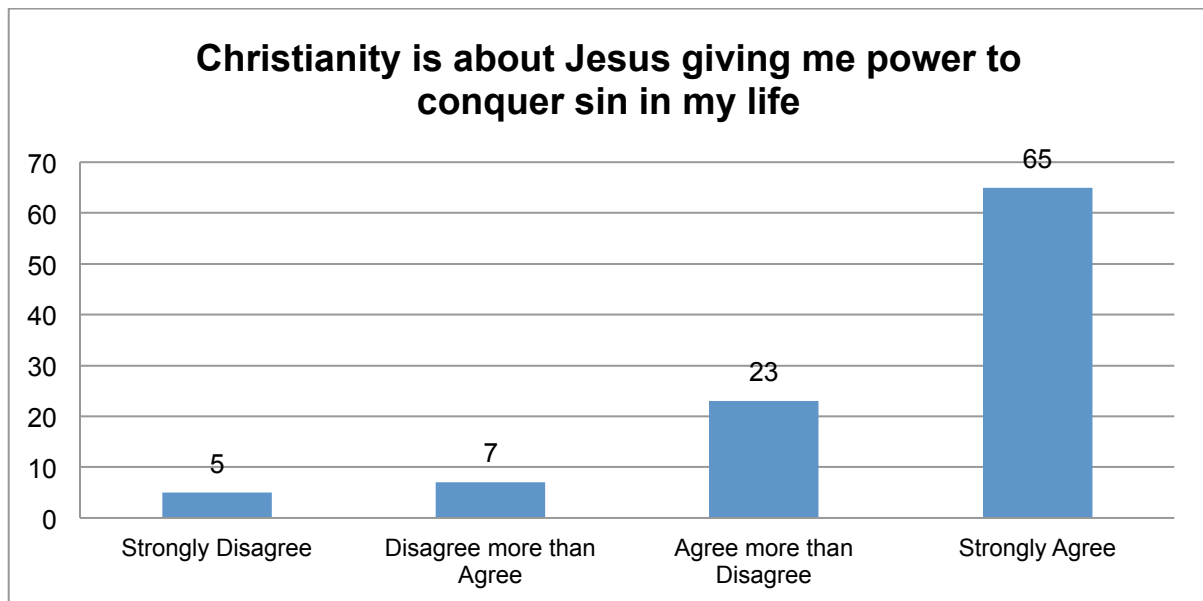
**Figure 26**



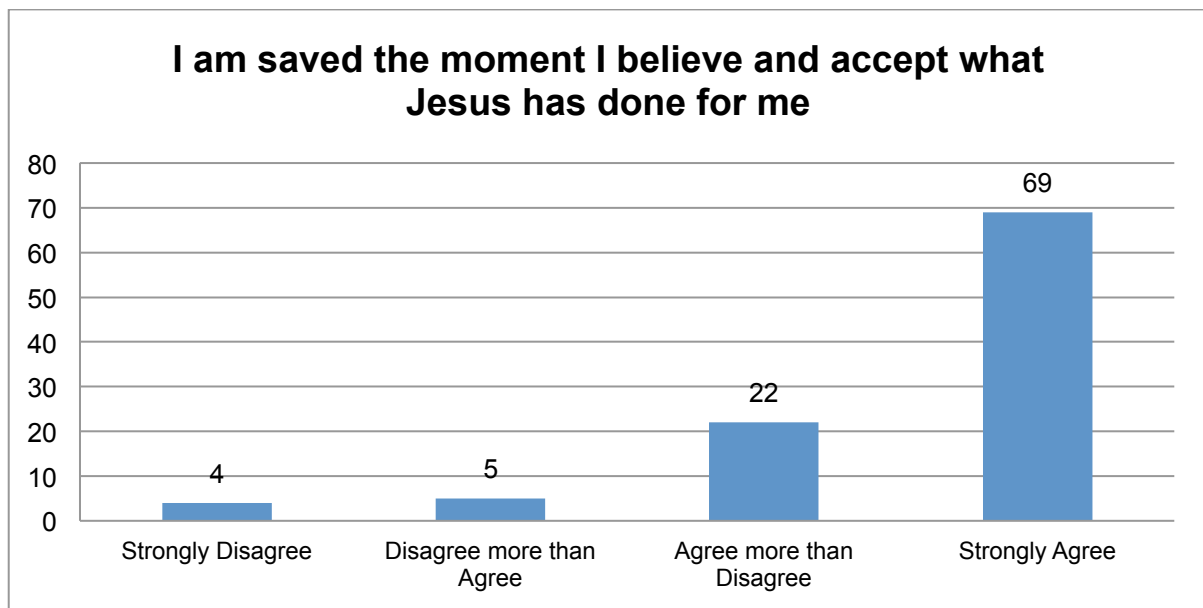
**Figure 27**



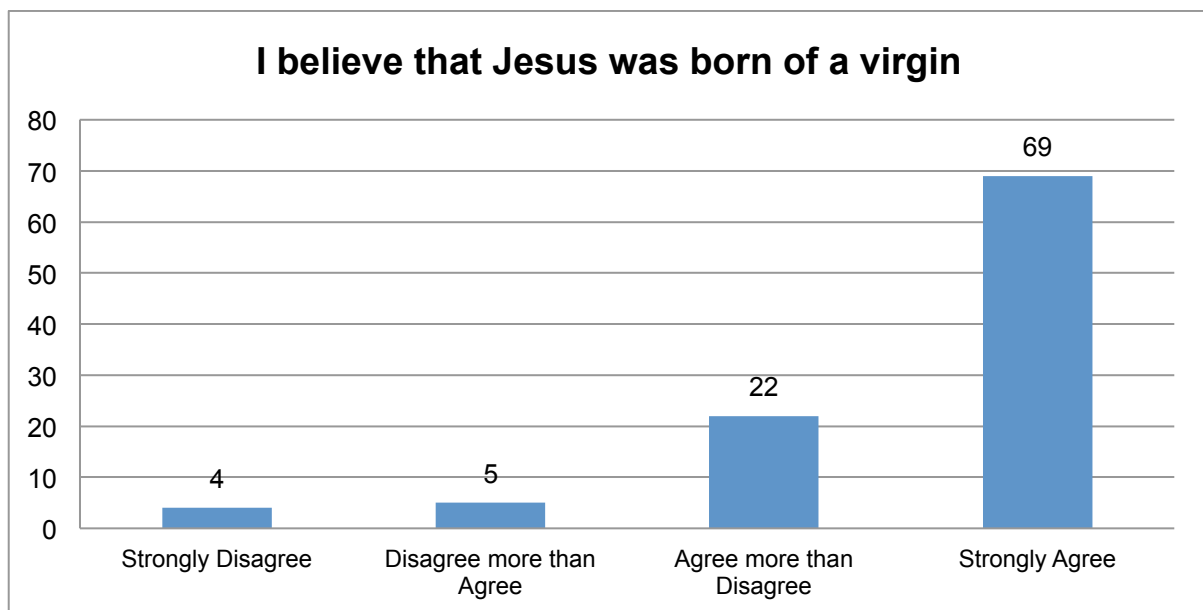
**Figure 28**



**Figure 29**



**Figure 30**

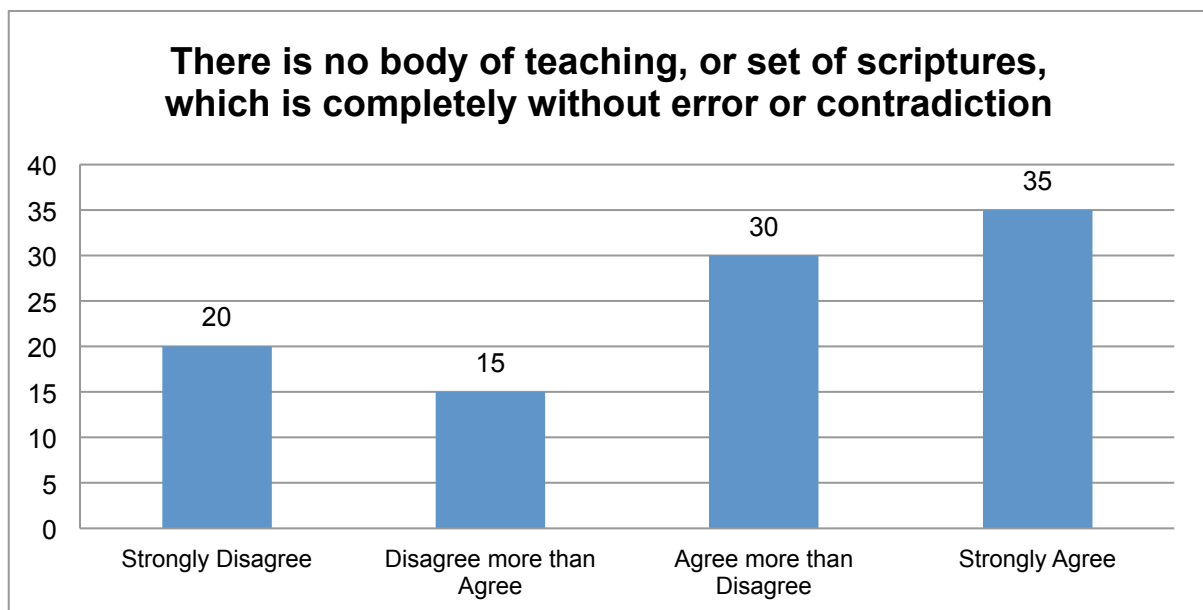




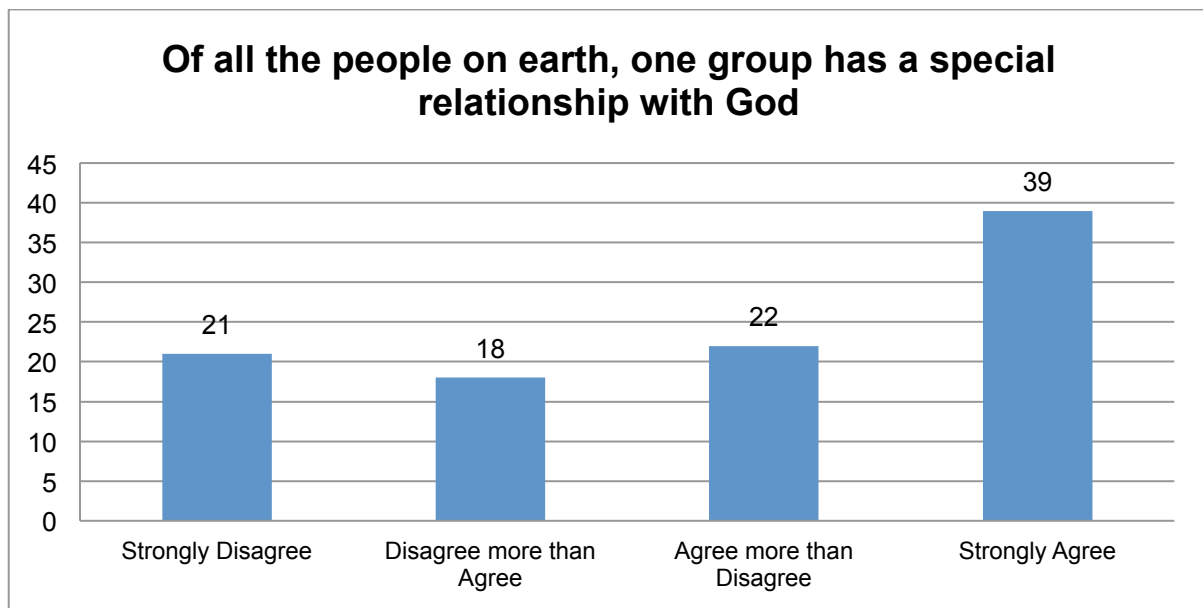
**Figure 31**



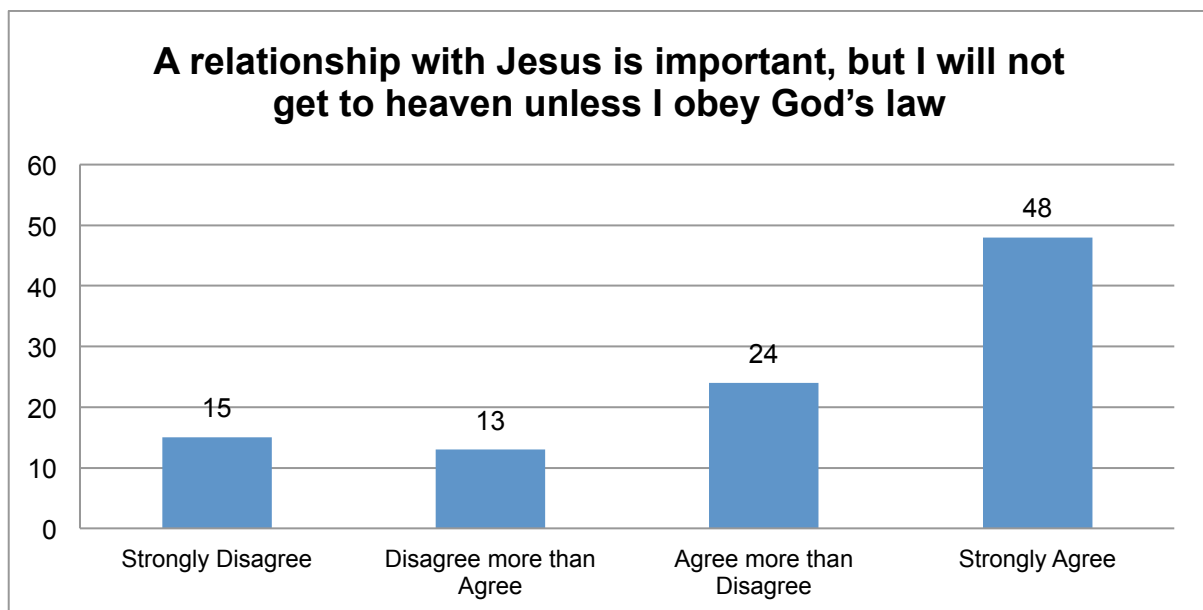
**Figure 32**



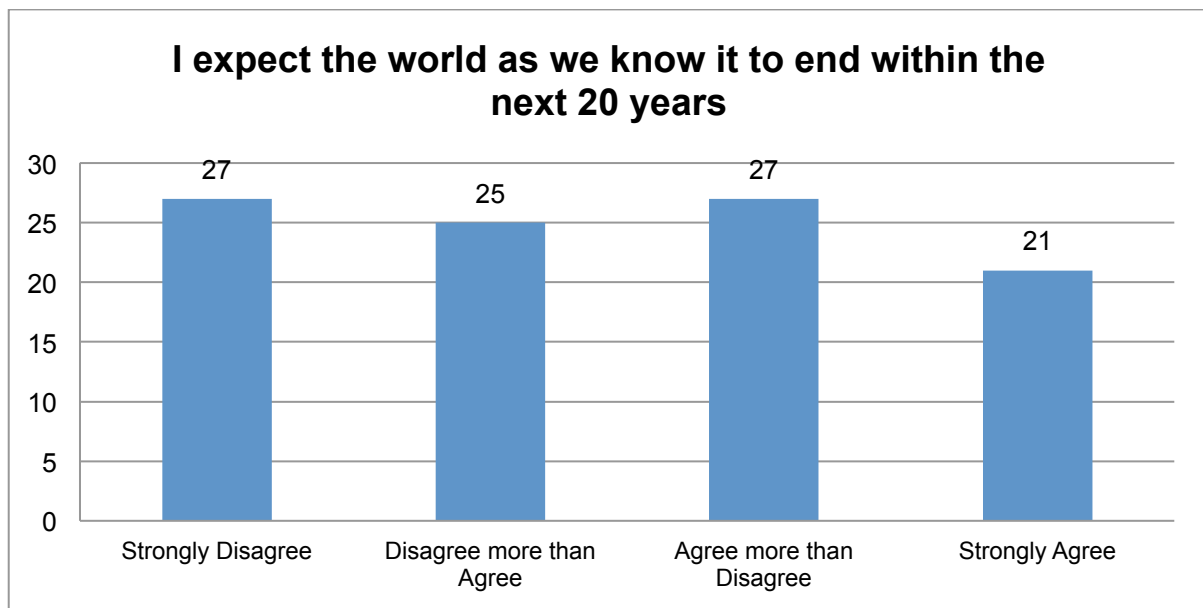
**Figure 33**



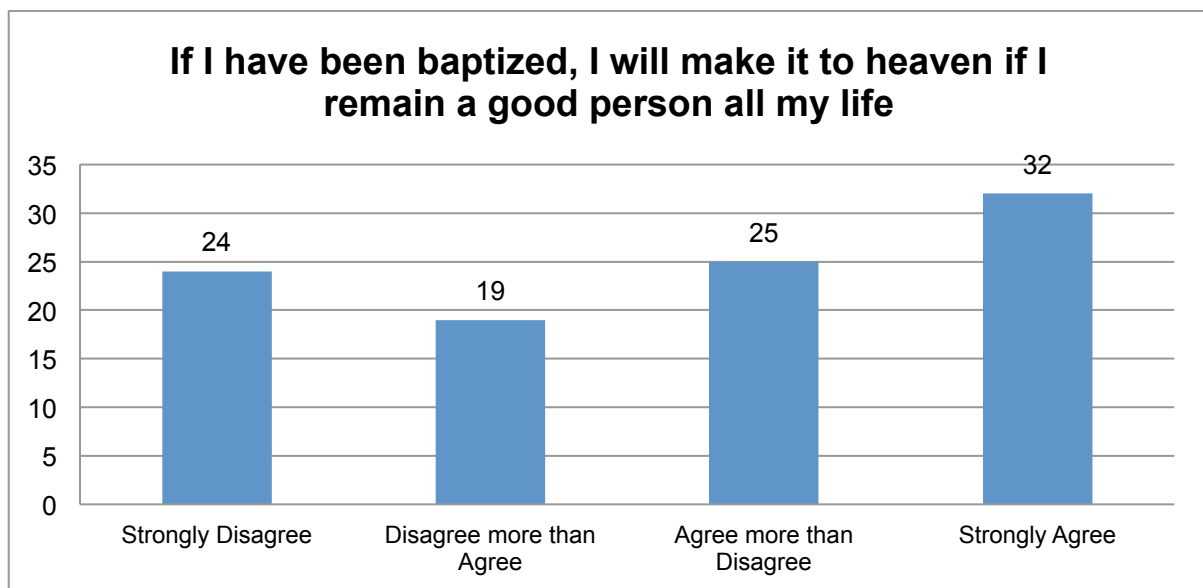
**Figure 34**



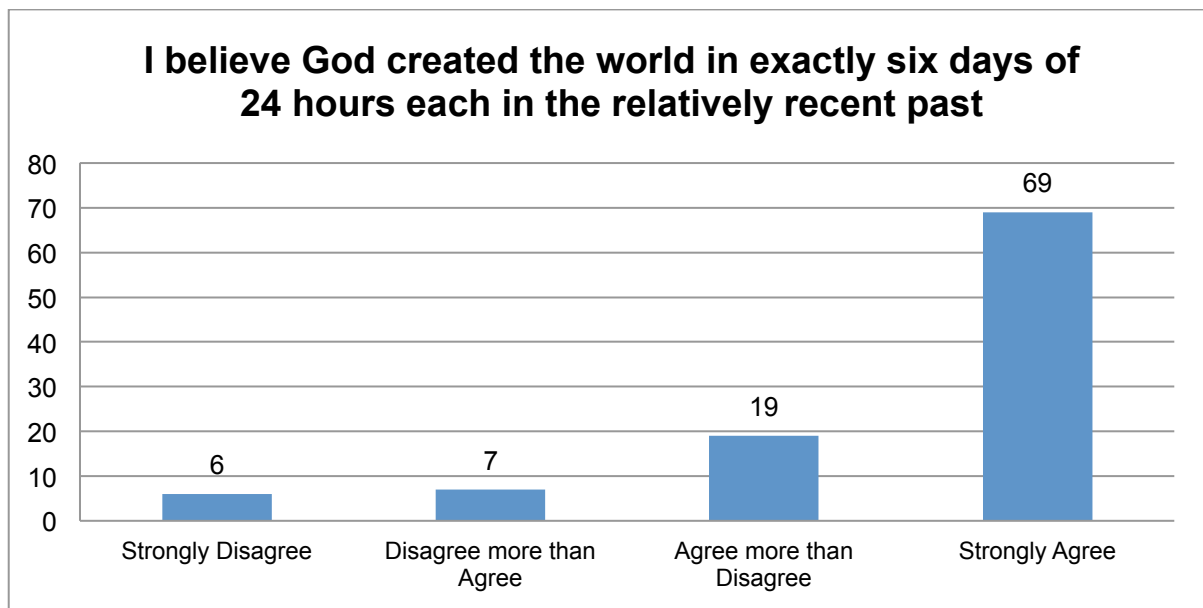
**Figure 35**



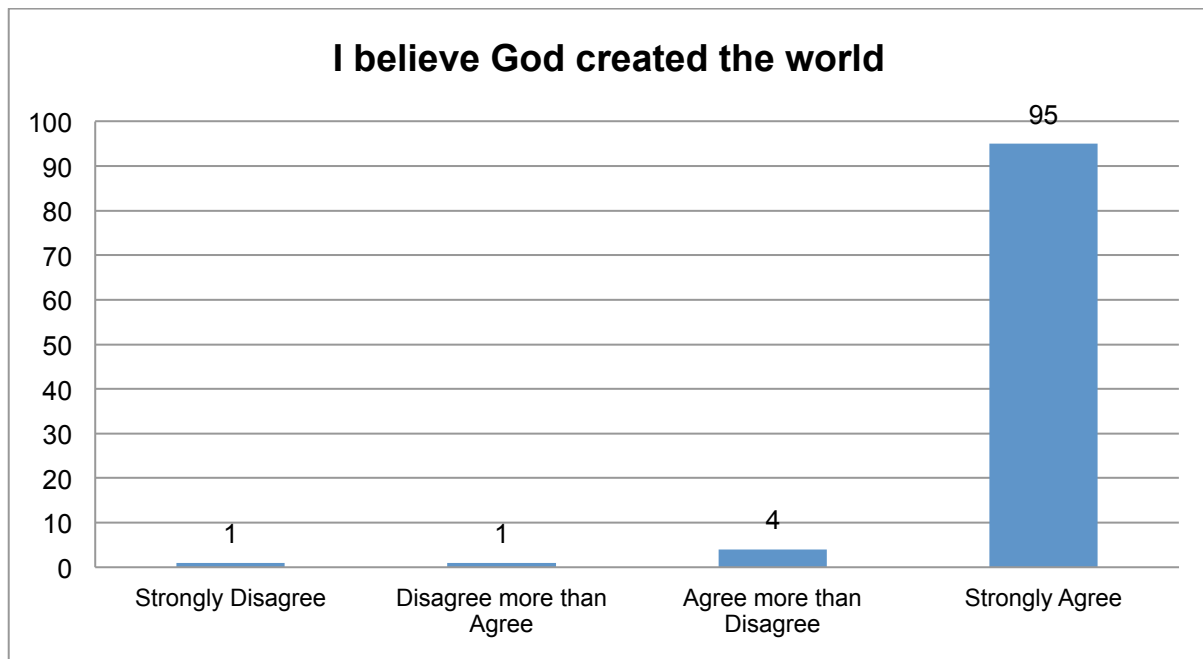
**Figure 36**



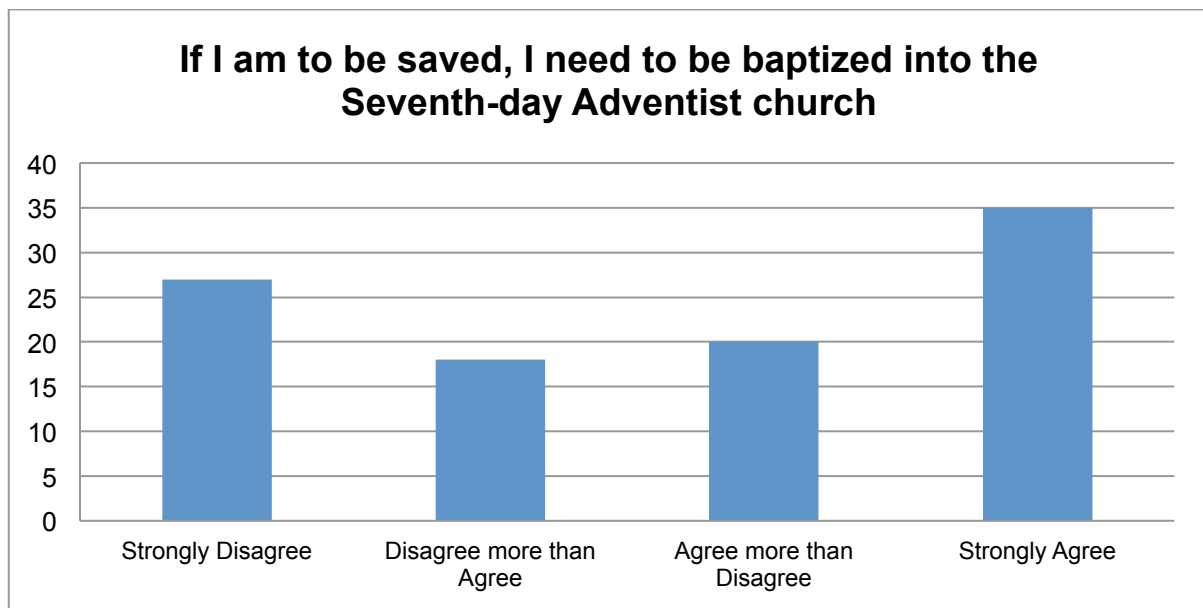
**Figure 37**



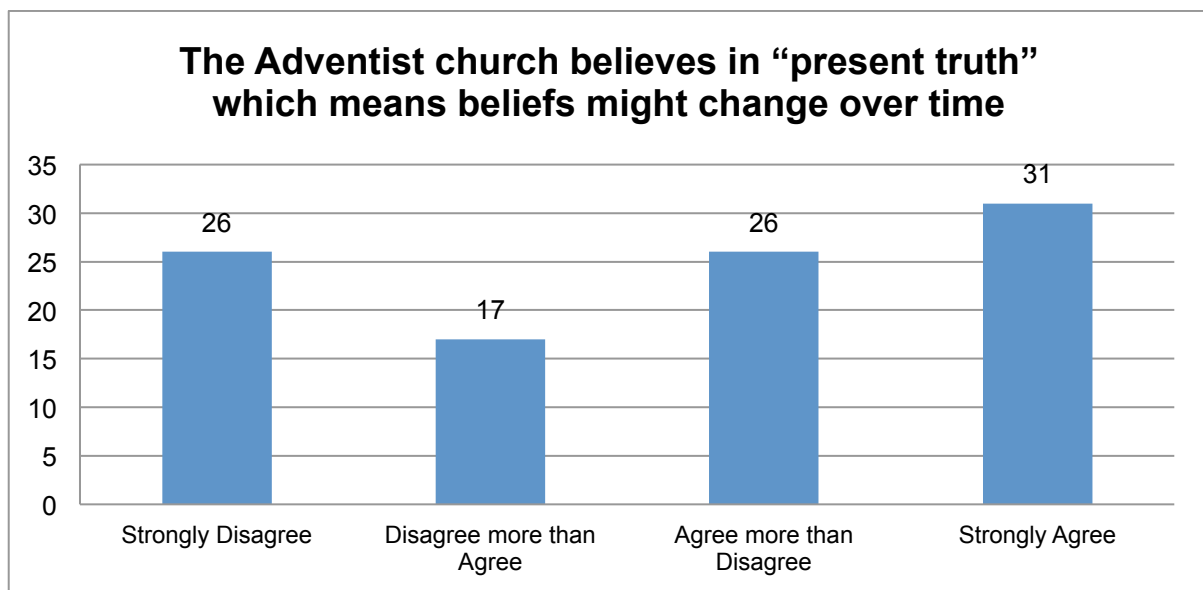
**Figure 38**



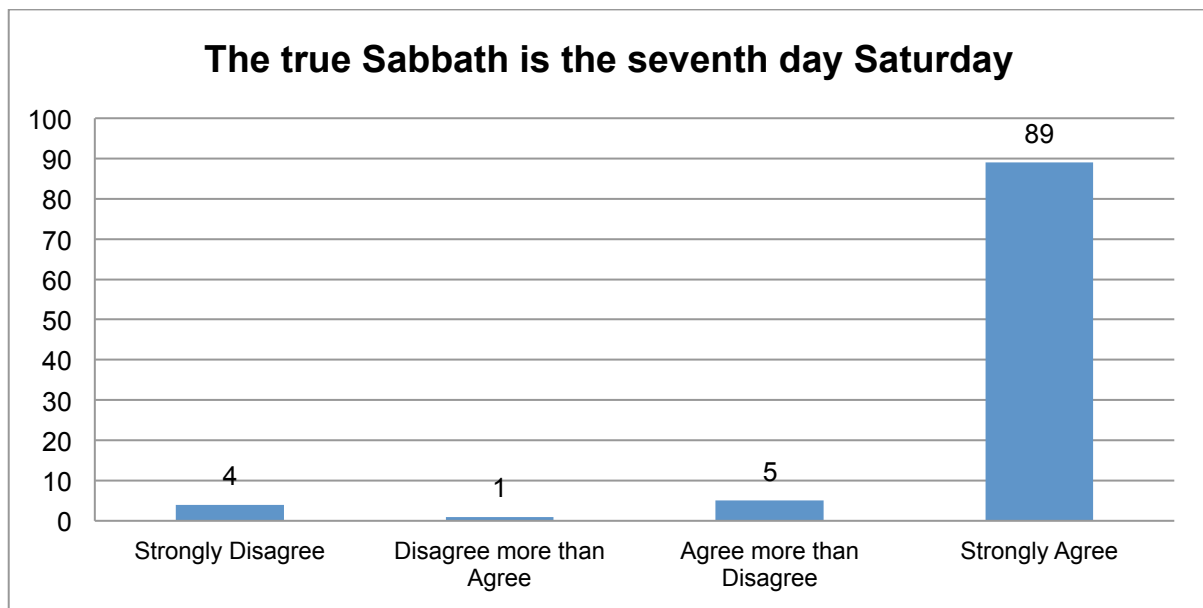
**Figure 39**



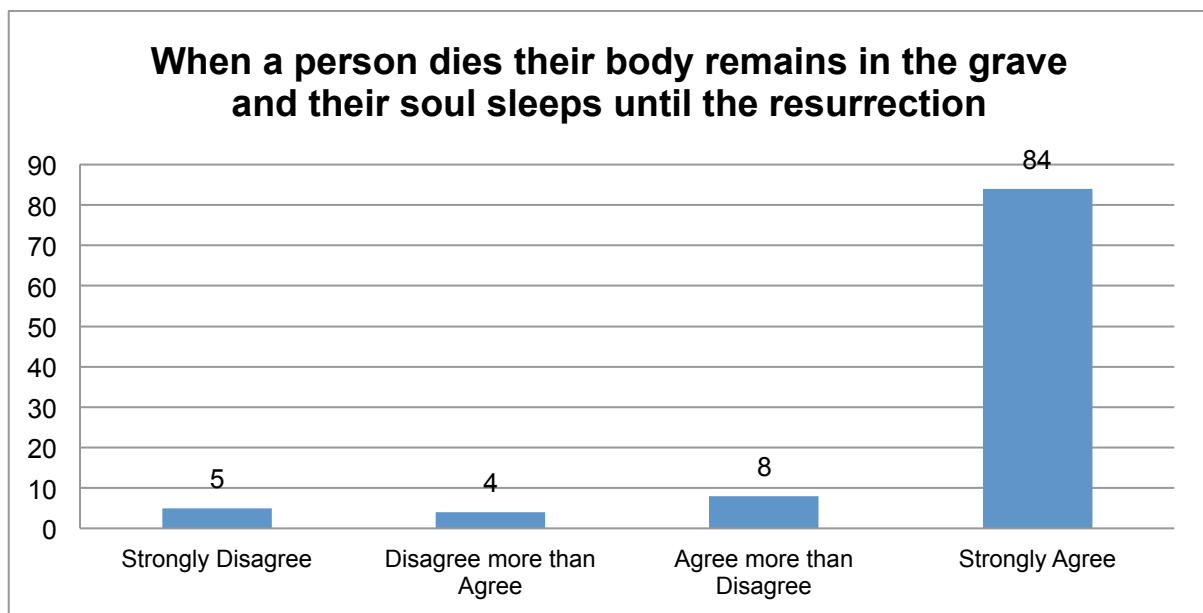
**Figure 40**



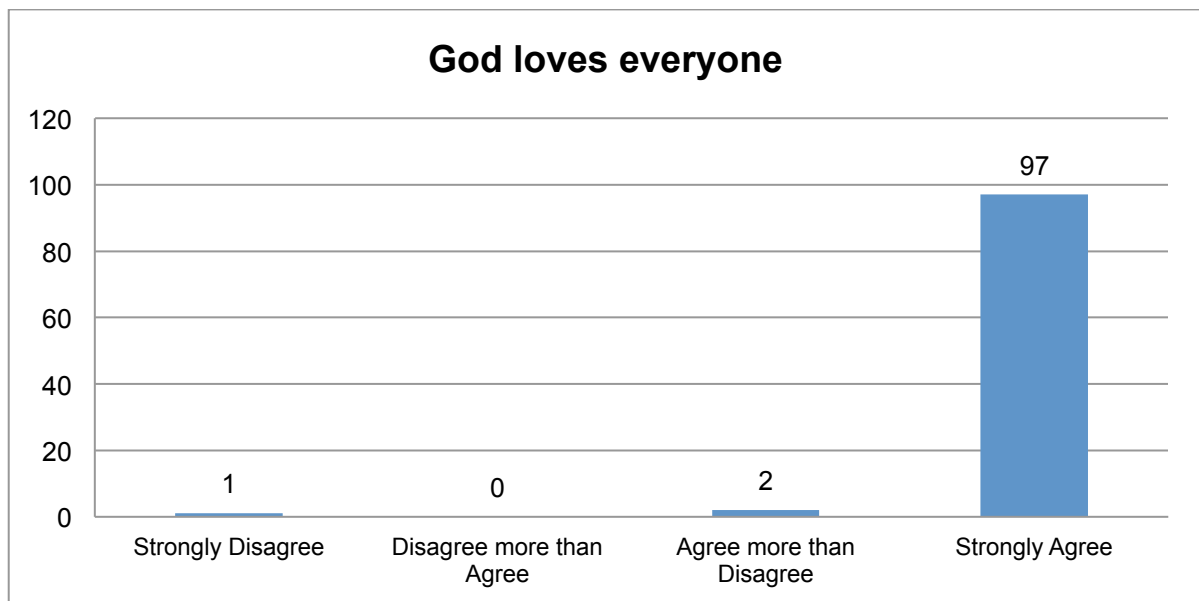
**Figure 41**



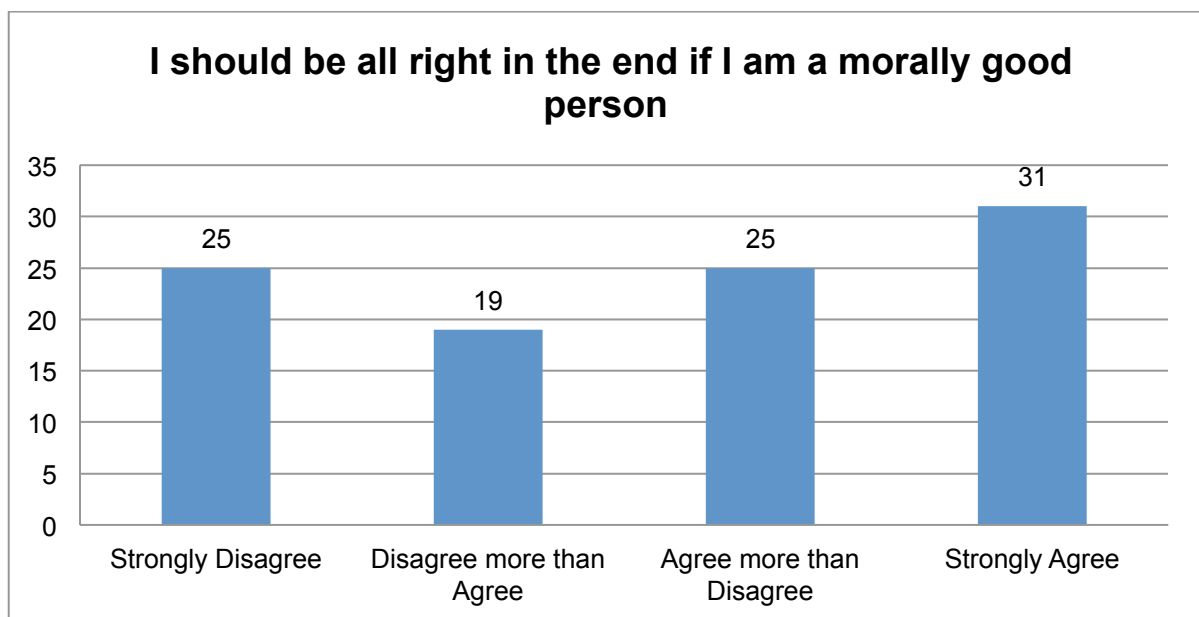
**Figure 42**



**Figure 43**



**Figure 44**



**Table 34 Question 4.21 Read the following statements carefully; then mark next to the statement that is closest to your understanding of what the Bible is.**

		Frequency	Percent	Valid Percent	Cumulative Percent
Valid	The Bible contains no more truth or wisdom than do the religious books of other world religions	13	1.3	1.7	1.7
	The Bible is the work of people who collected stories that had been created to explain life, containing much wisdom.	15	1.5	2.0	3.7
	The Bible is the work of people who loved God and wanted to share their understanding of God's activity in the world	27	2.7	3.6	7.4
	The Bible is the work of people who were inspired by God and who represented God's message in their own place and time	127	12.6	17.0	24.4
	The Bible is the work of people who copied what God told them word for word without the influence of place and time	50	5.0	6.7	31.1
	The Bible is the work of people who were inspired by God, who expressed eternal truths within their own time and culture	515	51.2	68.9	100.0
	Total	747	74.3	100.0	
	-1	216	21.5		
Missing	System	42	4.2		
	Total	258	25.7		
Total		1005	100.0		

**Table 35 Question 4.22 Read the following statements carefully; then mark next to the one that is closest to your understanding of the writings of Ellen G. White.**

		Frequency	Percent	Valid Percent	Cumulative Percent
Valid	I don't know who Ellen G. White is	31	3.1	3.9	3.9
	Ellen G. White's writings contain no more truth or wisdom than do the religious works of leaders of other denominations	22	2.2	2.8	6.6
	Ellen G. White was a person who created stories of supernatural guidance to explain life, containing much wisdom	40	4.0	5.0	11.6
	Ellen G. White was inspired by God and presented God's message in terms of her own place and time	561	55.8	70.2	81.9
	Ellen G. White copied what God told her word for word, and wrote without being influenced by her own place and time	143	14.2	17.9	99.7
	6	2	.2	.3	100.0
	Total	799	79.5	100.0	
	-1	185	18.4		
Missing	System	21	2.1		
	Total	206	20.5		
Total		1005	100.0		



**Table 36**

<b>To what extent do you accept the following <i>individual</i> teachings of the Seventh-day Adventist church?</b> Select your best answer:		1 I embrace it wholeheartedly	2 I accept it because the church teaches it	3 I have some questions about it	4 I have major doubts about it	5 I don't accept it	6 This question is not important to me
4.23	Jesus Christ is the Son of God	83	12	1	0	0	4
4.24	The Investigative or pre-Advent Judgement began in 1844	50	23	11	2	4	10
4.25	The Church's interpretation of end-time prophecy	59	21	10	3	2	5
4.26	Ellen G White was an inspired messenger to the Adventist church	66	21	6	2	1	5
4.27	Adventist standards regarding healthful living	70	19	5	1	1	4
4.28	Adventist teachings regarding modesty and simplicity in dress	54	21	14	3	2	7

**Table 37**

<b>Choose a response.</b>		1 I'm religious but not spiritual	2 I'm spiritual but not religious	3 I am both spiritual and religious	4 I am neither spiritual nor religious
4.29	How would you describe your attitude toward religion and spirituality?	13	10	74	3

## Faith Maturity Scale

The Faith Maturity Scale was developed as a measure to be used across a wide range of Protestant denominations: Christians Church, Disciples of Christ; Evangelical Lutheran Church in America; Presbyterian Church, USA; United Church of Christ; the United Methodist Church, and the Southern Baptist Convention. When the North American division approached Search Institute to perform a similar study of the Adventist church, in what was to become known as a *Valuegenesis 1*, a brief, 12 item version of the original 38-item scale was employed. In *Valuegenesis 2* and *Valuegenesis 3*, the response format of the scale was altered to make it more consistent with other questions in the survey by employing a five-item frequency (never did/always) format.

Testing the reliability of the scale in the current study gave a Cronbach's Alpha of .89. In the current survey, the scale had a mean of 3.82 out of a possible 5 (averaging the score across the 12 items rather than simply summing them). This compares with a mean of 3.8 for pastors across the 6 denominations in the national study in which scale was developed, and a mean of 3.31 for "adults." Thus the adults in this survey scored higher than the pastors in the NAD study, a high score.

**Low, medium, and high were scored at intervals of one third across the range of the scale: low = 2.33 and below, medium = 3.66 and below, and high at greater than 3.66.**

## Intrinsic Orientation to Religion Scale

The intrinsic religiousness scale, developed by Gordon Allport, is among the most widely used scales for the measure of religiousness in American psychology of religion. The basic underlying concept is that intrinsic religion is an end in itself, and is contrasted with extrinsic religion, which is religion as a means to an end such as social acceptance. It has undergone a number of modifications over time, and the version used in this survey is referred to as the "I/E Revised" scale, developed by Gorsuch and McPherson in 1988. It is a subset of the original intrinsic scale items, plus some items that were originally on the extrinsic scale, but which have now been reversed scored.

The mean on the I scale was 4.23, with a median of 4.25. Low, medium, and high were scored at intervals of one third across the range of the scale: low = 2.33 and below, medium = 3.66 and below, and high at greater than 3.66

The reliability for the I-R scale in this data set was a somewhat disappointing .63, However the Chronbach's Alpha score for the Extrinsic Orientation to Religion was .89 and it was more highly correlated with various measures of Adventist thought than the FMS General Conference Research Team Suggestions for Analysis.

## Church experience / Pastor

1. There does not appear to be a strong correlation between any age group (Q 1.4) with any reason to attend/remain in the congregation (Q 2.49, Q2.50) however there is a strong correlation between what originally brought them to the church and why they continue to attend ( $p \leq .001$ ,  $r = .701$ ). Only items 2.58 ( $p \leq .01$   $r = -.16$ ), 2.62 ( $p \leq .01$   $r = -.16$ ), 2.66 ( $p \leq .01$   $r = -.23$ ), 2.67 ( $p \leq .01$   $r = -.17$ ), revealed a correlation between the perceived importance of certain traits in pastoral leadership correlated with age.
2. Involvement in the church (Q 2.3)—*"How do you consider your involvement in your church"* correlates with care of leaders (Q 2.14), and (QQ 2.10, 2.11). The correlation is strong for (Q2.8, 2.9, 2.15, 2.16) as well.

**Table 38**

Correlations		How do you consider your involvement in your church?
How do you consider your involvement in your church?	Pearson Correlation	1
	Sig. (2-tailed)	
	N	628
Attitude toward religion - The leaders in our church care about me	Pearson Correlation	.158**
	Sig. (2-tailed)	.000
	N	919
Attitude toward religion - My Sabbath School teachers or leaders know me well	Pearson Correlation	.284**
	Sig. (2-tailed)	.000
	N	925
Attitude toward religion - My pastor knows me well.	Pearson Correlation	.272**
	Sig. (2-tailed)	.000
	N	929

3. Does regular church attendance (Q 2.1) correlate with any of church experiences (Q 2.8 through 2.20) and characteristics of the pastoral leadership (QQ 2.30 – 2.38), and Q 2.74, and “very true” of QQ 3.28-3.38?

**Table 39 Correlations with 2.1 — How often do you attend worship services at your church?**

	<i>Correlations with 2.1 — How often do you attend worship services at your church?</i>
Q2.8. Programs at my church are interesting –	not a strong correlation
Q2.9. Programs at y church make me think -	not a strong correlation
Q2.10. My Sabbath School teachers or leaders know me well	0.19
Q2.11. My pastor knows me well	0.19
Q2.12. The leaders in the church are warm and friendly	not a strong correlation
Q2.13. I can be myself at church -	not a strong correlation
Q2.14. The leaders in our church care about me	not a strong correlation
Q2.15. I look forward to going to programs at my church	0.20
Q2.17. My Church is helping me grow closer to Christ	0.17
Q2.18. I attend small group meetings organized by the church	0.25
Q2.19. I feel uncomfortable/guilty when I do not attend church most weekends	0.21
Q2.20. I feel proud of my church and its role and reputation in my community	0.12

There were no correlations between the pastoral characteristics and church attendance (QQ 2.30 – 2.38 , 2.74)

**Table 40**

	<b><i>Correlations with 2.1 — characteristics of your church</i></b>
3.28 It feels warm	not a strong correlation
3.29 I learn a lot	not a strong correlation
3.30 It accepts people who are different	not a strong correlation
3.31 Challenges people to think	not a strong correlation
3.32 It is friendly	not a strong correlation
3.33 Challenges my thinking	not a strong correlation
3.34 Encourages me to ask questions	not a strong correlation
3.35 Strangers feel welcome	not a strong correlation
3.36 Expects people to learn and think	not a strong correlation
3.37 It stretches me in Worship	not a strong correlation
3.38 It provides fellowship	not a strong correlation

There are differences between the various samples for all of these questions.

- Does participation in small groups (Q 2.18) correlate with views on caring and nurture (Q 2.72), and on outreach (Q 2.73)?

***Q.2.73—To what extent would you personally be willing to get more involved in outreach by your congregation? No correlation***

- Do age categories (Q 1.4) (16-30; 31-50; 51-65; over 65) correlate with any important personal traits in pastoral leadership (QQ 2.51-2.70)?

***No correlations***

- Does view on support of worship service/faith (any option) (Q2.73) correlate with regular church attendance/preference (QQ 2.1, 2.2), and with characteristics of worship at home (Q 2.7)?

***No correlations***

#### **Religious life/Beliefs**

- Do age groups of “younger than 15” and/or “16-30” correlate with QQ 3.52, 3.65, 3.67, 3.70, 3.71, 3.72, 3.73, 3.74?

***No correlations***

- Does age group of “16-30” correlate with any of QQ 4.1-4.18, 4.22 through 4.27?

***No correlations***

- Does ethnicity (Q 1.1) or country (Q 1.5) correlate with any of QQ 4.21 - 4.27?

***There is a correlation between Ethnicity/country and Understanding what the Bible is ( $p \leq .01$ ,  $r = - 0.14$ ) and also that Jesus Christ is the son of God ( $p \leq .01$ ,  $r = - 0.12$ )***

- Does the response “Adventists born” (Q 1.9) correlate with conformity (Q 3.54), with “pray because have been taught” (Q 3.68), or spirituality (Q 4.27)?

***No correlations***

### Financial support:

1. Does church attendance (Q 2.1), any level of involvement (Q 2.3), and/or growth in Christ (Q 2.17), and Q 2.71 correlate with support of mission/evangelistic projects (Q 2.25, 2.26)?

**There are correlations for the first three items and support of mission/evangelism but correlations for Q 71**

**Table 41**

		Financial involvement - The mission program of the church	Financial involvement - The evangelistic program of the church
2.1 How often do you attend worship services at your church?	Pearson Correlation	.154**	.143**
	Sig. (2-tailed)	.000	.000
	N	828	820
2.3 How do you consider your involvement in your church?	Pearson Correlation	.245**	.270**
	Sig. (2-tailed)	.000	.000
	N	830	820
2.17 Attitude toward religion - My church is helping me grow closer to Christ	Pearson Correlation	.131*	.168**
	Sig. (2-tailed)	.000	.000
	N	836	825
2.71 Attitude toward religion - To what extent do you think the congregation needs to increase or improve its efforts in outreach?	Pearson Correlation	.045	.060
	Sig. (2-tailed)	.196	.087
	N	820	808

2. Does 13th Sabbath offering correlate with the age groups (could be combined in bigger blocks) (Q1.4), involvement in the church (Q 2.3)?

*(First a scatterplot to see if the relation of age with each question is basically linear. If not, analyses of variance with age as the independent variable and the individual question means as the dependent variables will let us know if there are any significant differences between the age groups. Given our large sample size, issues of family-wise significance levels (e.g., the Bonferroni correction) should not be a problem. The unique analyses of MANOVAs are not our concern here).*

**Table 42 Correlations**

		Financial involvement - I provide extra for the 13th Sabbath offering	How old are you?	How do you consider your involvement in your church?
Financial involvement - I provide extra for the 13th Sabbath offering	Pearson Correlation	1	.213**	.141*
	Sig. (2-tailed)		.000	.000
	N	862	962	835

\*\* . Correlation is significant at the 0.01 level (2-tailed).

\* . Correlation is significant at the 0.05 level (2-tailed).

3. Does support of Christian education by donations (Q 2.23) and/or support for the local church school correlate to education received in SDA schools (any level) (Q 1.8)?

**No Correlation**

4. Does support through tithe (Q 2.21) correlate with age (Q 1.4), ethnicity (Q 1.1), number of years as a baptized member (Q 1.10), Adventist from birth (Q 1.9), or any positive experience with the church (QQ 2.8-2.20)?

**Correlations**

5. Does support through tithe (Q 2.21) correlate with age (Q 1.4), ethnicity (Q 1.1), number of years as a baptized member (Q 1.10), Adventist from birth (Q 1.9), or any positive experience with the church (QQ 2.8-2.20)?

**Table 43**

		Financial involvement - Tithe
Q1.4 How old are you?	Pearson Correlation	.210**
	Sig. (2-tailed)	.000
	N	889
Q2.8 Attitude toward religion - Programs at my church are interesting	Pearson Correlation	.120**
	Sig. (2-tailed)	.000
	N	878
Q2.10 Attitude toward religion - My Sabbath School teachers or leaders know me well	Pearson Correlation	.199**
	Sig. (2-tailed)	.000
	N	866
Q2.11 Attitude toward religion - My pastor knows me well.	Pearson Correlation	.100*
	Sig. (2-tailed)	.003
	N	873
Q 2.13 Attitude toward religion - I can be myself at church	Pearson Correlation	.114*
	Sig. (2-tailed)	.001
	N	863
Q2.16 Attitude toward religion - I go to programs at church because I want to	Pearson Correlation	.123**
	Sig. (2-tailed)	.000
	N	860
Q2.17 Attitude toward religion - My church is helping me grow closer to Christ	Pearson Correlation	.099*
	Sig. (2-tailed)	.004
	N	871
Q2.18 Attitude toward religion - I attend small group meetings organised by the church	Pearson Correlation	.156**
	Sig. (2-tailed)	.000
	N	868