

UNIVERSITY OF EASTERN AFRICA, BARATON



SPIRITUAL LIFE PATTERNS, BELIEFS AND ATTITUDES OF ORDINARY SEVENTH-DAY ADVENTIST CHURCH MEMBERS IN WEST-CENTRAL AFRICA DIVISION

Final Report

**Submitted to the
Future Plans Working Group
General Conference of Seventh-day Adventist Church**

By

Prof. Elizabeth Role
March 2014

TABLE OF CONTENTS

Introduction.....	4
Sampling Procedures.....	5
The Research Instrument.....	7
Data-Gathering Procedures.....	7
Data Analysis.....	7
Acknowledgements.....	8
Executive Summary.....	9
Analysis, Presentation, and Interpretation of Data.....	12
Information About the Respondents.....	12
About the Church.....	19
Experience with the Church.....	21
Relationship Between Church Involvement and Care of Leaders.....	24
Relationship Between Frequency of Worship Services Attendance and Experience with Church Leaders.....	25
Relationship Between Frequency of Worship Services Attendance and Experience with/Attitude Toward Church Programs.....	25
Relationship Between Frequency of Worship Services Attendance and Attitude Toward Church.....	25
Church Support.....	26
Relationship Between Frequency of Worship Services Attendance and Support of Mission/Evangelistic Projects.....	28
Relationship Between Role of Church in Helping Growth in Christ and Support of Mission/Evangelistic Projects.....	28
Relationship Between Age and Church Financial Support.....	29
Relationship Between Church Financial Support and Length of Years as Converted SDA.....	29
Relationship Between Church Involvement and Church Financial Support.....	30
Relationship Between Church Employment and Support to Christian Education and Local Church School.....	30

Relationship Between Tithe Support and Positive Experiences with Church.....	31
Description of the Pastor.....	31
Relationship Between Frequency of Worship Services Attendance and Characteristics of Pastor.....	34
Local Church Leadership.....	34
Reasons for Attending the Congregation.....	37
Relationship Between Reasons for Attending Church Congregation and Age.....	39
Reasons for Remaining Part of the Congregation.....	40
Relationship Between Reasons for Remaining Part of the Church Congregation and Age.....	42
Importance of Personal Traits of Pastoral Leadership.....	43
Relationship Between Perceptions on Importance of Personal Traits of Pastoral Leadership and Age.....	48
Relationship Between Willingness to Get Involved in Outreach and Frequency/Preference of Worship Services Attendance.....	50
Role in Religious Life Development.....	50
Local Church Characteristics.....	57
Relationship Between Frequency of Worship Services Attendance and Characteristics of the Local Church.....	61
Self-Evaluation.....	61
Attitude Toward Religion.....	66
Relationship Between Attitude Toward Religion and Age.....	71
Relationship Between “Being Adventist Born” and Conformity.....	72
Frequency of Involvement in Religious Activities.....	72
Relationship Between Frequency of Involvement in Religious Activities and Age...	73
Religious Beliefs.....	74
Relationship Between Religious Beliefs and Age.....	79
Acceptance of SDA Teachings.....	81
Relationship Between Acceptance of SDA Teachings and Age.....	83

APPENDIX A – MEMBERSHIP REPORT TEMPLATE..... 85

QUESTIONNAIRES

APPENDIX B – ENGLISH VERSION..... 86

APPENDIX C – FRENCH VERSION..... 97

APPENDIX D – SPANISH VERSION..... 108

Introduction

Dynamic leadership requires listening, learning, and taking action. This is true in any kind of leadership, especially in church leadership. An objective understanding of the church climate is an asset for a church leadership to effectively lead and manage change. This can be obtained through a church member survey, where the leadership can have an idea of the pulse of the church members.

The valuegenesis study, the largest and most comprehensive study ever made of church youth, which begun in 1989, was an important landmark study carried out by the Seventh-day Adventist Church.

It assessed their faith and values in the context of the most influential institutions: family, church, and school, and identified what it was in those venues that encouraged a mature faith, and positive values development. The impact of the study set in motion a whole series of events—planned changed conferences, vision-to-action focus groups, new concerns, attitudes, training programs, priorities of the home, school, and church, and publications—that resulted in more effective way to help youth to a life of commitment and loyalty to the Adventist church.

<http://www.lasierra.edu/index.php?id=2284>

A survey is a listening tool that can give the leadership a baseline view of reality. Indeed, conducting a church member survey is a tangible step that church leadership must take that they may be given direction towards staying focused on areas that should be the highest priorities in strategic planning.

This survey, which was commissioned and funded by the General Conference, was conducted in the West-Central Africa Division of the Seventh-day Adventist Church. This was done by a research team from the University of Eastern Africa, Baraton: Prof. Elizabeth M. Role, Director of Graduate Studies and Research (team leader); Dr. Lameck Miyayo, Dean of the School of Humanities and Social Sciences; Dr. Elijah Njagi (retired), Prof. Nehemiah Nyaundi (associate professor), and Pastor Caesar Wamalika (lecturer) of the Department of Theology and Religious Studies; Dr. Fanta Hotamo (lecturer) and Prof. Joseph Masinda (former senior lecturer, now Vice-Rector of Cosendai University in

Cameroon) of the Department of Educational Administration, Curriculum, and Teaching; Prof. Yona Balyage, Director of Quality Assurance; and Pastor Rei Kesis, Dean of Men.



In this photo: standing from left to right, Pastor Caesar Wamalika, Prof. Nehemiah Nyaundi, and Dr. Fanta Hotamo; sitting from left to right, Dr. Lameck Miyayo, Prof. Elizabeth Role, and Prof. Yona Balyage.

Sampling Procedures

It was desired that each conference/mission/field be represented in the sample. The team leader requested the WAD executive secretary for the email addresses of the union executive secretaries through the administrative secretary (secretariat). The union executive secretaries provided the email addresses of the conference/mission/field executive secretaries upon request. Each conference/mission/field executive secretary was asked to submit the list of churches, indicating the location (urban or rural) of each church and the size of each church in terms of membership. This information was written in a form sent to them (see appendix A). The churches were stratified in terms

of size (small, medium and large membership), based on the ranking of the churches according to membership, and location (urban and rural).

The team leader ranked the churches in each conference/mission/field according to membership.

- In conferences/missions/fields with 500 or more churches, twenty (20) large, 20 medium, and 20 small churches in terms of membership, both in urban and rural areas, were identified. Two large churches, two medium churches, and two small churches, from urban and rural locations, were randomly selected to comprise 12 churches in the sample.
- In conferences/missions/fields with between 100 to 499 churches, ten (10) large, 10 medium and 10 small churches in terms of membership, both in urban and rural areas, were identified. One large church, one medium church and one small church, from urban and rural locations, were randomly selected to comprise 6 churches in the sample.
- In conferences/missions/fields with between 50 to 99 churches, ten (10) large, 10 medium and 10 small churches in terms of membership, were identified without considering the location. One large church, one medium church and one small church were randomly selected to comprise 3 churches in the sample.
- In conferences/missions/fields with between 10 to 49 churches, 1 large, 1 medium, and 1 small church were randomly selected to comprise 3 churches in the sample
- In conferences/missions/fields with less than 10 churches, the church with the largest membership comprised the sample.

The number of church members expected to participate in the study was based on the following rule:

Large church	50 members
Medium church	30 members
Small church	10 members

The Research Instrument

The questionnaire (Appendix B) was developed by a team led by Dr. Bailey Gillespie of La Sierra University. Two statements (on witchcraft and polygamy) in the section of religious beliefs were added for the survey in Africa. A pilot study was conducted at the Baraton University Church, involving church members who come from different countries of Africa. The questionnaire was translated in the following languages: French (Appendix C) and Spanish (Appendix D). The translation was done by native speakers from the countries represented.

Data-Gathering Procedures

The list of sampled churches and the questionnaire, both in English and in the translated language, where necessary, were sent to the executive secretary of each union/ conference/mission/field through e-mail attachment. The photocopying of the questionnaire was done in each conference/mission/field.

District/church pastors, elders, and other officers of the church were involved in data collection. Members of the randomly selected churches who were present during the time of data collection and were willing to participate in the study filled the questionnaires. The filled questionnaires were sent to UEAB/ECD by mail or in person.

Data Analysis

The encoding of data was done at UEAB to ensure accuracy and freedom from bias. Seven encoders assisted in the data encoding. The team leader analyzed the data. Descriptive statistics such as frequencies, percentages, means, and standard deviations were used. Demographic information were presented in pie charts, column graphs, and bar graphs. Pearson product-moment and Spearman rank-order correlation coefficients were computed to determine the degree of relationships between variables. One-way analysis of variance was used to determine significant differences among groups.

Acknowledgements

The UEAB research team acknowledges the assistance and support of the following individuals. Without them, this research endeavor would not be successful.

Dr. David Trim, Director of Archives, Statistics, and Research (AStR), General Conference
 Dr. Galina Stele, Research Program Evaluation Assistant (AStR), General Conference
 Dr. G. T. Ng, Executive Secretary, General Conference
 UEAB Administration
 Pastor Onaolapo Ajibade, Executive Secretary, WAD
 Emmanuel Manu, Treasurer, WAD
 Pastor Kingsley Chukwuemeka Anonaba, Executive Secretary, Eastern Nigeria Union Mission
 Arionin Blackie Obolo, Administrative Secretary, Eastern Nigeria Union Mission
 Pastor Ekpo Edet, Executive Secretary, South East Conference, Nigeria
 Edy Ewoh, Administrative Secretary, South East Conference, Nigeria
 Pastor Okei Ernest Okonkwo, Executive Secretary, North-Western Nigeria Union Mission
 Pastor Ogunsaya Sunday, Executive Secretary, South-West Nigeria Conference
 Pastor Assienin Grah Salomon, Executive Secretary, Sahel Union Mission
 Lydah Edoh, Administrative Secretary, Sahel Union Mission
 Pastor Leopold Agbossassa, Executive Secretary, Burkina Faso Mission
 Pastor Modibo Sissoko, Executive Secretary, Mali Mission
 Pastor Male Sanca e Sanca, Executive Secretary, Guinea Mission Station
 Pastor Folly Eric Messanvi, Executive Secretary, Togo Mission
 Pastor Atoh Jean Didier, Executive Secretary, Central African Union Mission
 Pastor Issa Babba, Executive Secretary, North Cameroon Mission
 Pastor Kouedi James Mathias, Executive Secretary, Central African Republic Mission
 Pastor Filiberto Bugo Isuka, Executive Secretary, Equatorial Guinea Mission
 Pastor Joseph Conteh, Executive Secretary, West African Union Mission
 Pastor Sohail Rafi, Executive Secretary, Gambia Mission Station
 Pastor John Flomo, Executive Secretary, Liberia Mission
 Pastor John Moiba, Executive Secretary, Sierra Leone Mission
 Pastor Akwarandu Chidiadi, Executive Secretary, Central Liberia Mission Station
 Pastor Alex Dee Joe Garmondeh, Executive Secretary, South-East Liberia Mission Station
 WAD Church/District Pastors, Church Officers, Church Members
 Dianah Rop, Graduate Studies and Research Office Secretary
Encoders: Philip de la Torre, Daniel de la Torre, Annick Georgia Ngo Betomol, Dorcas Kimoju,
 Myriam Nyambossibe, Anne Mueni

Executive Summary

Demographic Information of the Respondents

The data were gathered from seven hundred sixty six (766) church members in six countries namely, Burkina Faso, Cameroon, Gambia, Mali, Nigeria, and Sierra Leone. Majority of the respondents were males (59%), baptized members of the church (89%), attended church services 4 or more times a month, on the average, the past year (66%), were Seventh-day Adventists from birth (53%), are not employed by the church or church-affiliated institutions (77%), attend church worship services once or more than once a week (79%), and consider themselves as active participants (44%) or leader in church (38%). All age ranges from 15 years or younger to 80 years old and all levels of education from primary to graduate school are represented, with 66% having no SDA schooling. The respondents have a high degree of satisfaction with the church they attend (mean of 7.2 on a scale of 1 to 10).

About the Church

Cold and unfriendly church and not meaningful worship services are the most common reasons given that would make the church members consider leaving the church they attend. The first five statements that are often true about the church the respondents attend are:

- My Sabbath School teachers or leaders know me well.
- I feel proud of my church and its role and reputation in my community.
- My church is helping me grow closer to Christ.
- I feel uncomfortable/guilty when I do not attend church most weekends.
- My pastor knows me well.

Church members who have positive experience with caring church leaders and who have positive attitude toward church programs tend to attend church regularly and get involved in church activities.

Church Support

Church members often support the church through *tithes* and *Sabbath School offerings*. They also often support *church building fund*, *evangelistic projects*, and *mission program of the church*.

Older church members, those who are more involved in church activities, who have positive experiences with church and who had been converted to Adventism for a longer period of time support the church financially.

Those who regularly attend church and whose churches help them grow closer to church tend to support mission and evangelism.

Church members who are employed by an institution owned by or affiliated with the SDA church tend to support Christian education and local church school.

Description of the Pastor

The respondents describe their pastor as a *good preacher*, *shows true spiritual leadership in the church community*, *enthusiastic about ministry*, *inspiring*, and *thorough in pastoral duties*.

Members of churches with pastors who are enthusiastic about ministry tend to be more frequent in attending worship services.

Local Church Leadership

The characteristics of the local church leadership that are often true in churches are: *clearly communicates the mission of the Church, is supportive of involving young people in worship services, is active in assisting the local church, is supportive of our local or conference school, and is easy to talk with.*

Reasons for Attending/Remaining Part of the Congregation

At least 25% of the respondents identified *the doctrines of the church (61%), worship style (40%) and evangelism program (26.5%)* as reasons for attending their congregation. Similarly, at least 25% of the respondents identified *the doctrines of the church (61%), worship style (41%) and evangelism program (25%)* as reasons for remaining part of their congregation.

Younger church members were originally attracted to the congregation they attend because of adult education program, the minister, child and youth program, the community outreach, and the self-help groups while the older church members were originally attracted by the doctrines of the church. 43% of those who identified adult education program as a reason for having been attracted to the congregation they attend are 21-30 years of age.

Younger church members remain part of the congregation they attend because of adult education program, child and youth program, the community outreach, and the self-help groups while the older church members remain because of the doctrines of the church.

Important Personal Traits of Pastoral Leadership

The first five personal traits of pastoral leadership considered quite important by the church members generally are: *Biblical preaching and teaching, emphasis on spiritual development and growth, gives whole self to the church, expertise in biblical theological matters, and advises people what to do.*

Younger church members consider *does things as they have always been done, reflective and reserve, and outgoing and socially engaging* as important personal traits of pastoral leadership.

Caring, Nurture, and Outreach Involvement

Church members who are regular in or who prefer to be more regular in church attendance tend to be more willing to get involved in outreach activities of their congregation.

Religious Life Development

The following were identified as often helping in the development of the church members' religious life are: *Sabbath School, personal Bible study and prayer, church worship services, the Sabbath School quarterly, and Pastor's sermons. Adventist radio, and online church publications and internet sites* were identified as having the least help.

Local Church Characteristics

The first five characteristics that were identified by church members to be true of their local church are:

- It provides fellowship.
- I learn a lot.
- It accepts people who are different.
- Strangers feel welcome.
- It expects people to learn and think.

Church members who have positive attitude toward their local church tend to regularly attend worship services.

Self-evaluation

Majority of the church members have a real sense of God's guidance, are spiritually moved by the beauty of God's creation, seek opportunities to grow spiritually, feel that their life is filled with meaning and purpose, and feel God's presence in their relationship with other people.

Attitudes Toward Religion

Generally, church members have a positive attitude toward religion. Majority have often had a strong sense of God's presence, consider religion important as it answers many questions about the meaning of life, find it important to spend time in private thought and prayer, enjoy reading about Seventh-day Adventism, and believe that prayer is for peace and happiness.

Younger members of the church tend to disregard their religious beliefs because of what people might think of them, go to church mainly because they enjoy seeing people they know there, and consider other things more important than the religion they believe in. Moreover, the converted church members tend to disregard their religious beliefs because of what people might think of them.

Older church members tend to read the Bible, engage in personal devotions, and have family worship more often than younger church members.

Religious Beliefs

Younger church members expect the world will end within the next 20 years and believe that SDA beliefs might change over time, and that God approves polygamy because some men of God in the Bible were polygamists.

Older church members believe God created the world and the true Sabbath is the Seventh-day Saturday.

Acceptance of SDA Teachings

Older church members tend to embrace wholeheartedly that the investigative judgment began in 1844 and the Adventist standards regarding healthful living more than the younger church members.

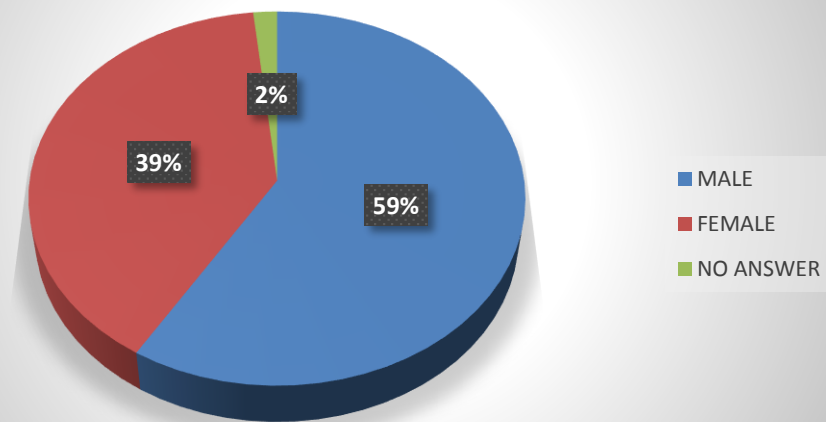
Analysis, Presentation, and Interpretation of Data

INFORMATION ABOUT THE RESPONDENTS

What is your gender?

		Frequency	Percent	Valid Percent	Cumulative Percent
Valid	MALE	450	58.7	59.8	59.8
	FEMALE	303	39.6	40.2	100.0
	Total	753	98.3	100.0	
Missing	System	13	1.7		
Total		766	100.0		

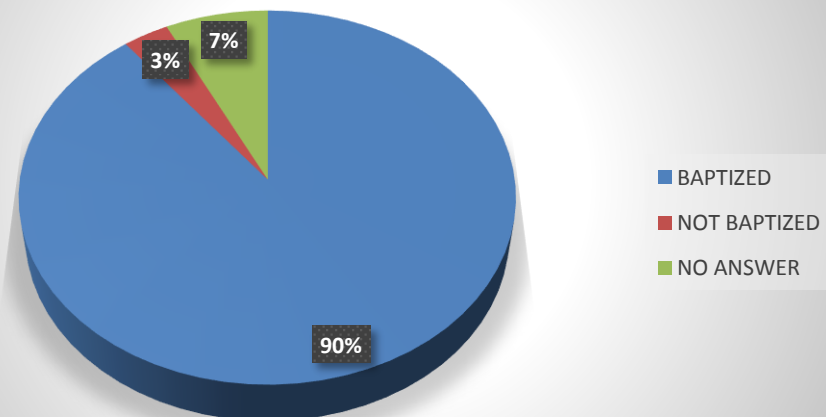
GENDER



Are you a baptized member of the SDA Church?

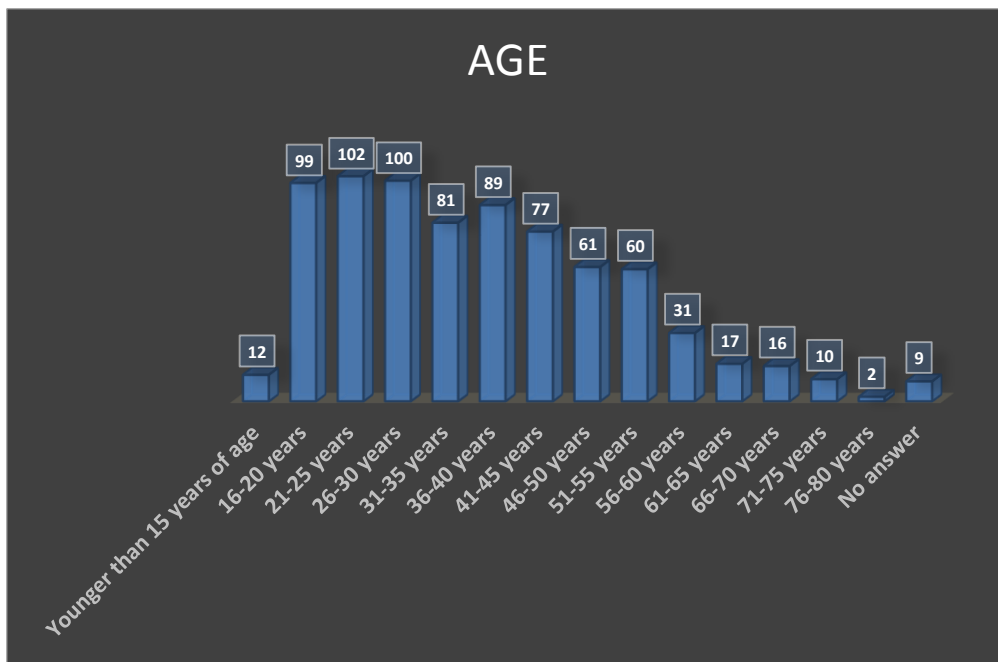
		Frequency	Percent	Valid Percent	Cumulative Percent
Valid	YES	685	89.4	96.5	96.5
	NO	25	3.3	3.5	100.0
	Total	710	92.7	100.0	
Missing	System	56	7.3		
Total		766	100.0		

Baptism Status



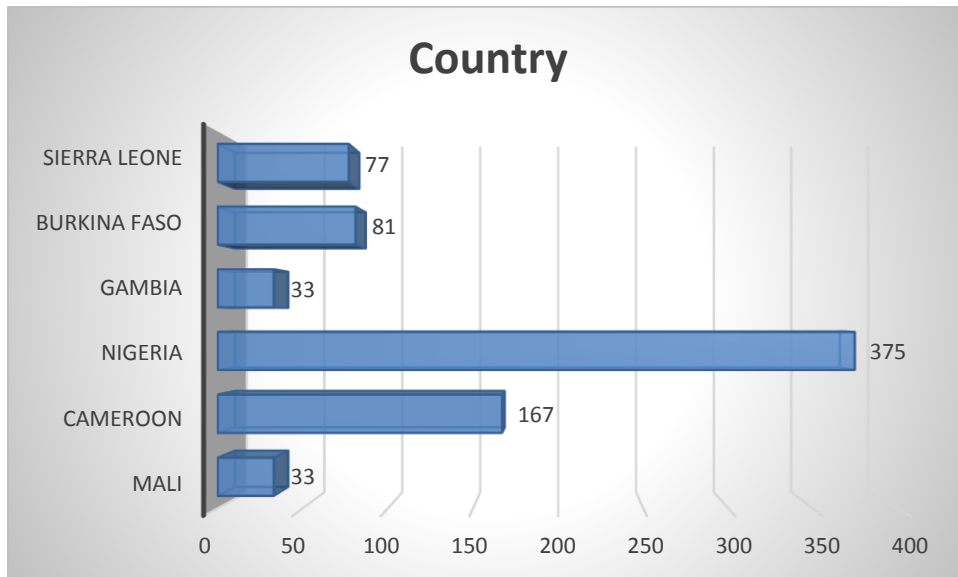
How old are you?

	Frequency	Percent	Valid Percent	Cumulative Percent
Younger than 15 years of age	12	1.6	1.6	1.6
16-20 years	99	12.9	13.1	14.7
21-25 years	102	13.3	13.5	28.1
26-30 years	100	13.1	13.2	41.3
31-35 years	81	10.6	10.7	52.0
36-40 years	89	11.6	11.8	63.8
41-45 years	77	10.1	10.2	74.0
46-50 years	61	8.0	8.1	82.0
51-55 years	60	7.8	7.9	90.0
56-60 years	31	4.0	4.1	94.1
61-65 years	17	2.2	2.2	96.3
66-70 years	16	2.1	2.1	98.4
71-75 years	10	1.3	1.3	99.7
76-80 years	2	.3	.3	100.0
Total	757	98.8	100.0	
Missing System	9	1.2		
Total	766	100.0		



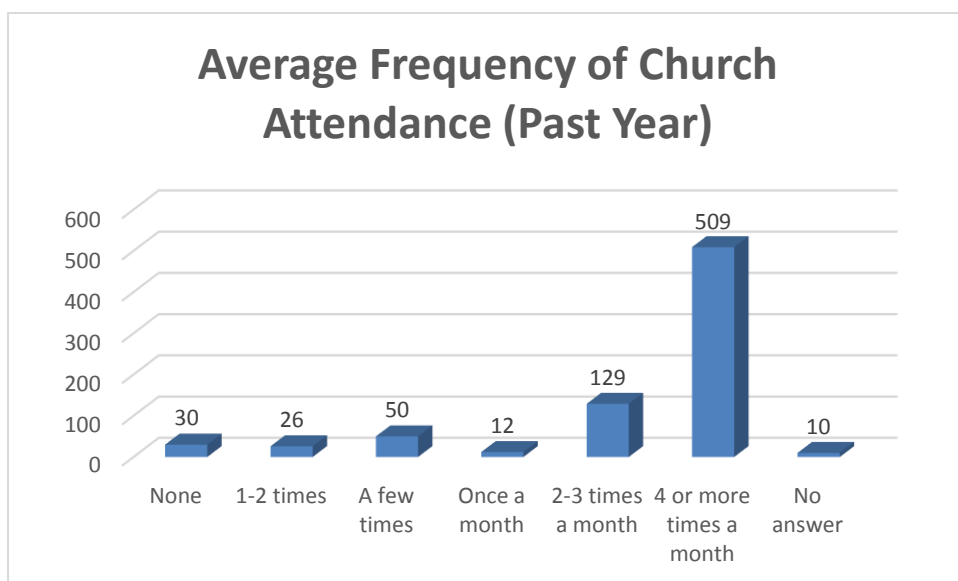
What country are you living in?

	Frequency	Percent	Valid Percent	Cumulative Percent
Mali	33	4.3	4.3	4.3
Cameroon	167	21.8	21.8	26.1
Nigeria	375	49.0	49.0	75.1
Valid Gambia	33	4.3	4.3	79.4
Burkina Faso	81	10.6	10.6	89.9
Sierra Leone	77	10.1	10.1	100.0
Total	766	100.0	100.0	



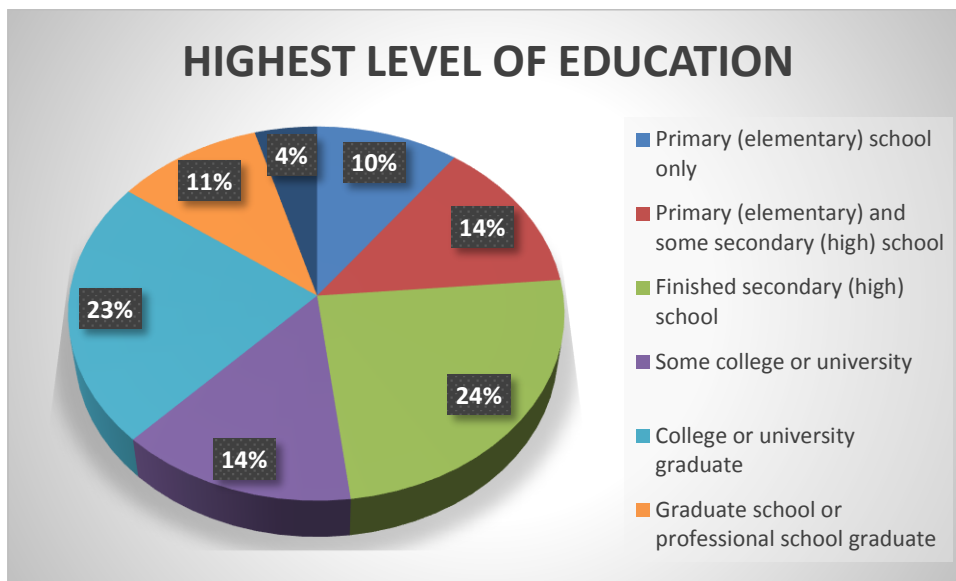
On the average, about how many times have you attended church services during the last year?

	Frequency	Percent	Valid Percent	Cumulative Percent
Valid	None	30	3.9	4.0
	1-2 times	26	3.4	7.4
	A few times	50	6.5	14.0
	Once a month	12	1.6	15.6
	2-3 times a month	129	16.8	32.7
	4 or more times a month	509	66.4	100.0
	Total	756	98.7	100.0
Missing	System	10	1.3	
Total	766	100.0		



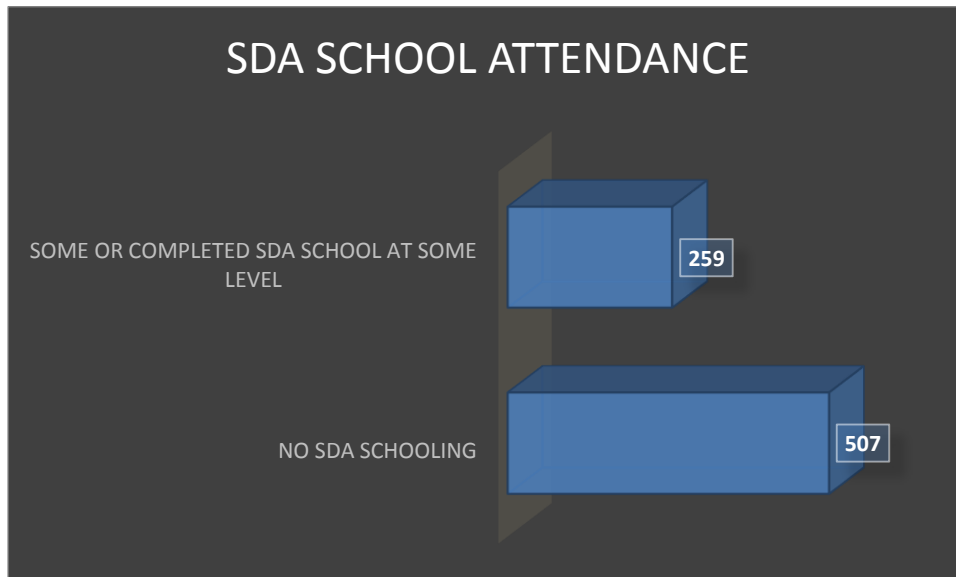
What is the highest level of school have you completed?

	Frequency	Percent	Valid Percent	Cumulative Percent
Primary (elementary) school only	78	10.2	10.7	10.7
Primary (elementary) and some secondary (high) school	103	13.4	14.1	24.7
Finished secondary (high) school	187	24.4	25.5	50.3
Some college or university	108	14.1	14.8	65.0
College or university graduate	176	23.0	24.0	89.1
Graduate school or professional school graduate	80	10.4	10.9	100.0
Total	732	95.6	100.0	
Missing System	34	4.4		
Total	766	100.0		



No SDA schooling

	Frequency	Percent	Valid Percent	Cumulative Percent
Valid NO SDA SCHOOLING	507	66.2	100.0	100.0
Missing System	259	33.8		
Total	766	100.0		



Some SDA primary (elementary)

		Frequency	Percent	Valid Percent	Cumulative Percent
Valid	SOME SDA PRIMARY (ELEMENTARY)	55	7.2	100.0	100.0
Missing	System	711	92.8		
Total		766	100.0		

Completed SDA primary (elementary)

		Frequency	Percent	Valid Percent	Cumulative Percent
Valid	COMPLETED SDA PRIMARY (ELEMENTARY)	71	9.3	100.0	100.0
Missing	System	695	90.7		
Total		766	100.0		

Some SDA secondary (high) school

		Frequency	Percent	Valid Percent	Cumulative Percent
Valid	SOME SDA SECONDARY (HIGH) SCHOOL	57	7.4	100.0	100.0
Missing	System	709	92.6		
Total		766	100.0		

Completed SDA secondary (high) school

		Frequency	Percent	Valid Percent	Cumulative Percent
Valid	COMPLETED SDA SECONDARY (HIGH) SCHOOL	47	6.1	100.0	100.0
Missing	System	719	93.9		
Total		766	100.0		

Some SDA college or university

		Frequency	Percent	Valid Percent	Cumulative Percent
Valid	SOME SDA COLLEGE OR UNIVERSITY	14	1.8	100.0	100.0
Missing	System	752	98.2		
Total		766	100.0		

Completed SDA college or university

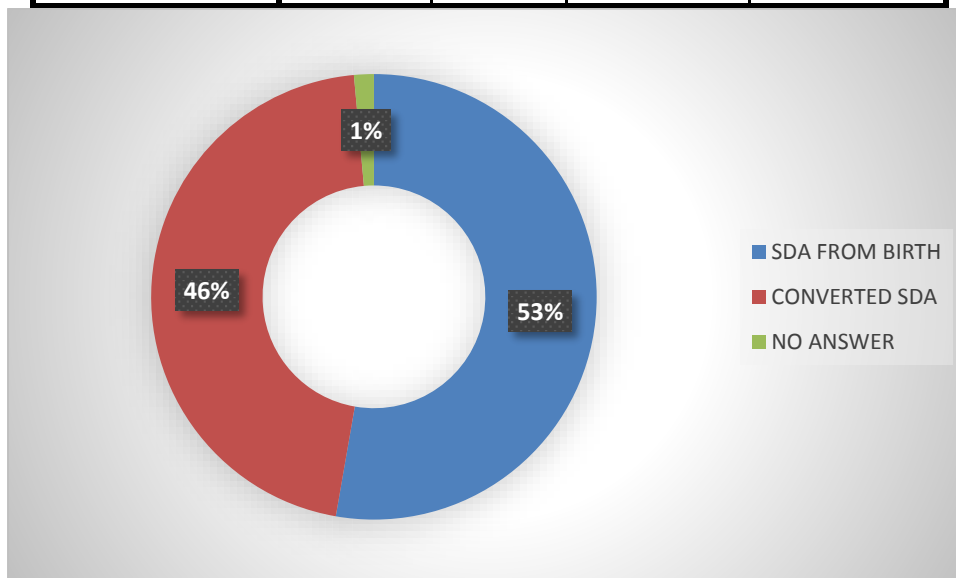
		Frequency	Percent	Valid Percent	Cumulative Percent
Valid	COMPLETED SDA COLLEGE OR UNIVERSITY	29	3.8	100.0	100.0
Missing	System	737	96.2		
Total		766	100.0		

SDA graduate school or professional school

		Frequency	Percent	Valid Percent	Cumulative Percent
Valid	SDA GRADUATE OR PROFESSIONAL SCHOOL	13	1.7	100.0	100.0
Missing	System	753	98.3		
Total		766	100.0		

Have you been a Seventh-day Adventist from birth?

		Frequency	Percent	Valid Percent	Cumulative Percent
Valid	YES	404	52.7	53.5	53.5
	NO	351	45.8	46.5	100.0
	Total	755	98.6	100.0	
Missing	System	11	1.4		
Total		766	100.0		



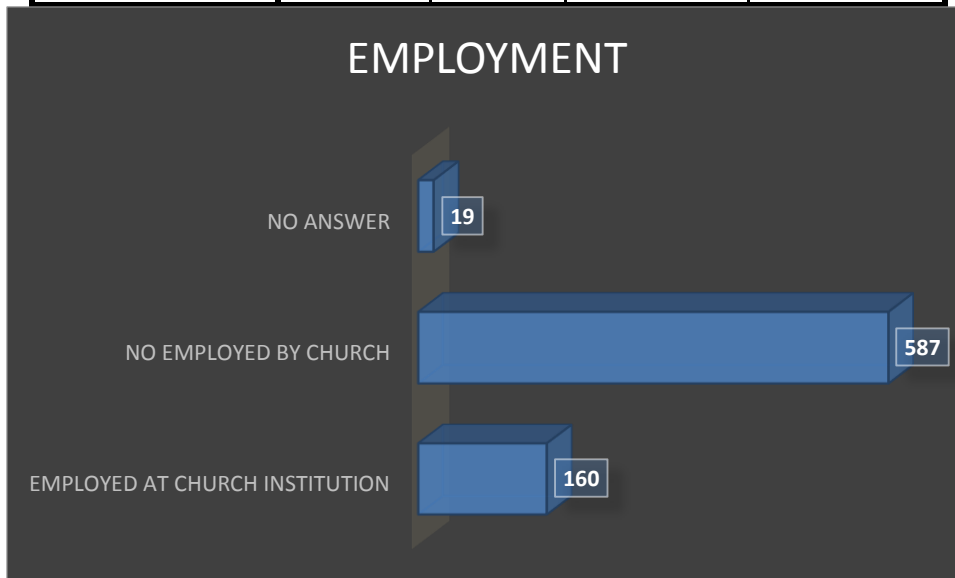
If not, then for how long have been a Seventh-day Adventist?^a

		Frequency	Percent	Valid Percent	Cumulative Percent
Valid	Less than one year	13	3.7	3.8	3.8
	1-4 years	31	8.8	9.0	12.8
	5-10 years	71	20.2	20.7	33.5
	11-15 years	71	20.2	20.7	54.2
	16-20 years	51	14.5	14.9	69.1
	21-25 years	29	8.3	8.5	77.6
	26-30 years	30	8.5	8.7	86.3
	31-35 years	21	6.0	6.1	92.4
	36-40 years	5	1.4	1.5	93.9
	41-45 years	8	2.3	2.3	96.2
	46-50 years	7	2.0	2.0	98.3
	More than 50 years	6	1.7	1.7	100.0
	Total	343	97.7	100.0	
Missing	System	8	2.3		
Total	351	100.0			

a. Have you been a Seventh-day Adventist from birth? = NO

Are you employed by an institution that is owned by or affiliated with the SDA Church?

		Frequency	Percent	Valid Percent	Cumulative Percent
Valid	YES	160	20.9	21.4	21.4
	NO	587	76.6	78.6	100.0
	Total	747	97.5	100.0	
Missing	System	19	2.5		
Total		766	100.0		

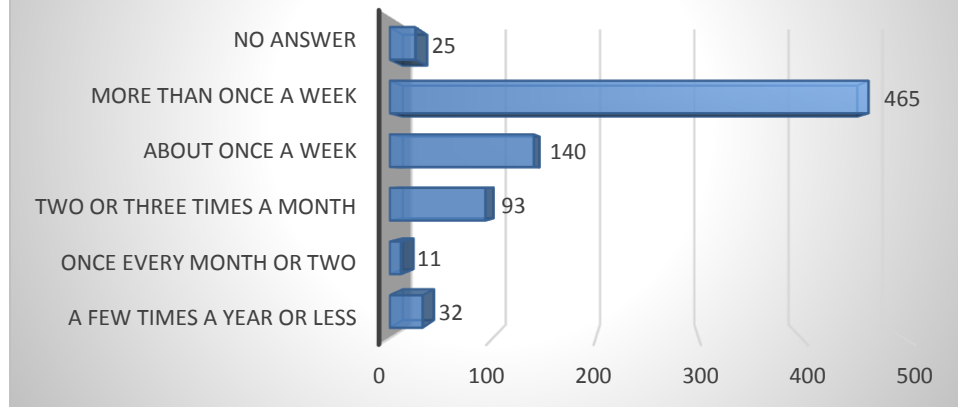


ABOUT THE CHURCH

How often do you attend worship services at your church?

		Frequency	Percent	Valid Percent	Cumulative Percent
Valid	A few times a year or less	32	4.2	4.3	4.3
	Once every month or two	11	1.4	1.5	5.8
	Two or three times a month	93	12.1	12.6	18.4
	About once a week	140	18.3	18.9	37.2
	More than once a week	465	60.7	62.8	100.0
	Total	741	96.7	100.0	
Missing	System	25	3.3		
Total		766	100.0		

FREQUENCY OF ATTENDANCE IN WORSHIP SERVICES



I would prefer to go to church

		Frequency	Percent	Valid Percent	Cumulative Percent
Valid	A few times a year or less	9	1.2	1.2	1.2
	Once every month or two	1	.1	.1	1.3
	Two or three times a month	82	10.7	11.1	12.4
	About once a week	77	10.1	10.4	22.8
	More than once a week	572	74.7	77.2	100.0
	Total	741	96.7	100.0	
Missing	System	25	3.3		
Total		766	100.0		

How do you consider your involvement in your church?

		Frequency	Percent	Valid Percent	Cumulative Percent
Valid	I do not participate at all in church activities	37	4.8	5.0	5.0
	I consider myself an observer	15	2.0	2.0	7.0
	I consider myself a casual participant	66	8.6	8.9	15.8
	I consider myself an active participant	338	44.1	45.4	61.2
	I consider myself a leader in my church	289	37.7	38.8	100.0
	Total	745	97.3	100.0	
Missing	System	21	2.7		
Total		766	100.0		

Descriptive Statistics

	N	Minimum	Maximum	Mean	Std. Deviation
How satisfied are you with the church you attend?	729	1.00	10.00	7.1934	2.60012
Valid N (listwise)	729				

How satisfied are you with the church you attend?

	Frequency	Percent	Valid Percent	Cumulative Percent
1.00	44	5.7	6.0	6.0
2.00	12	1.6	1.6	7.7
3.00	13	1.7	1.8	9.5
4.00	42	5.5	5.8	15.2
5.00	69	9.0	9.5	24.7
Valid 6.00	63	8.2	8.6	33.3
7.00	100	13.1	13.7	47.1
8.00	118	15.4	16.2	63.2
9.00	78	10.2	10.7	73.9
10.00	190	24.8	26.1	100.0
Total	729	95.2	100.0	
Missing System	37	4.8		
Total	766	100.0		

What characteristics of church life would make you consider leaving your local SDA Church to worship in another congregation of a different faith?

	Frequency	Percent	Valid Percent	Cumulative Percent
When sermons are boring	38	5.0	5.6	5.6
When church is cold and unfriendly	116	15.1	17.2	22.9
Valid When there are no activities beyond weekend services	27	3.5	4.0	26.9
When worship services are not meaningful	164	21.4	24.4	51.3
Other	328	42.8	48.7	100.0
Total	673	87.9	100.0	
Missing System	93	12.1		
Total	766	100.0		

What characteristics of church life would make you consider leaving your local SDA Church to worship in another SDA church?

	Frequency	Percent	Valid Percent	Cumulative Percent
When sermons are boring	48	6.3	7.0	7.0
When church is cold and unfriendly	159	20.8	23.1	30.0
Valid When there are no activities beyond weekend services	52	6.8	7.5	37.6
When worship services are not meaningful	176	23.0	25.5	63.1
Other	254	33.2	36.9	100.0
Total	689	89.9	100.0	
Missing System	77	10.1		
Total	766	100.0		

What characteristics of church life would make you consider leaving your local SDA Church to worship at home?

	Frequency	Percent	Valid Percent	Cumulative Percent	
Valid	When sermons are boring	51	6.7	7.8	7.8
	When church is cold and unfriendly	115	15.0	17.5	25.3
	When there are no activities beyond weekend services	35	4.6	5.3	30.6
	When worship services are not meaningful	162	21.1	24.7	55.3
	Other	293	38.3	44.7	100.0
	Total	656	85.6	100.0	
Missing	System	110	14.4		
Total		766	100.0		

Note: *In the correlation analysis, the test statistic that is significant at 0.05 level is flagged with one asterisk (*) and the test statistic that is significant at 0.01 level is flagged with two asterisks (**).*

EXPERIENCE WITH THE CHURCH

Descriptive Statistics

	N	Minimum	Maximum	Mean	Std. Deviation
My Sabbath School teachers or leaders know me well	705	1.00	4.00	3.4610	.80761
I feel proud of my church and its role and reputation in my community	716	1.00	4.00	3.3953	.82032
My church is helping me grow closer to Christ	715	1.00	4.00	3.3538	.84472
I feel uncomfortable/guilty when I do not attend church most weekends	704	1.00	4.00	3.3324	.94532
My pastor knows me well	709	1.00	4.00	3.3230	.94856
I can be myself at church	680	1.00	4.00	3.1926	.96916
I go to programs at church because I want to	675	1.00	4.00	3.1748	.94459
I look forward to going to programs at my church	686	1.00	4.00	3.1268	.87125
The leaders in the church are warm and friendly	711	1.00	4.00	3.0802	.88049
Programs at my church are interesting	728	1.00	4.00	3.0467	.86058
The leaders in our church care about me	704	1.00	4.00	2.9276	.93251
Programs at my church make me think	697	1.00	4.00	2.8350	.91289
I attend small group meetings organized by the church	689	1.00	4.00	2.7460	1.01052
Valid N (listwise)	527				

Programs at my church are interesting

		Frequency	Percent	Valid Percent	Cumulative Percent
Valid	never	12	1.6	1.6	1.6
	sometimes	217	28.3	29.8	31.5
	often	224	29.2	30.8	62.2
	almost always	275	35.9	37.8	100.0
	Total	728	95.0	100.0	
Missing	System	38	5.0		
Total		766	100.0		

Programs at my church make me think

		Frequency	Percent	Valid Percent	Cumulative Percent
Valid	never	56	7.3	8.0	8.0
	sometimes	189	24.7	27.1	35.2
	often	266	34.7	38.2	73.3
	almost always	186	24.3	26.7	100.0
	Total	697	91.0	100.0	
Missing	System	69	9.0		
Total		766	100.0		

My Sabbath School teachers or leaders know me well

		Frequency	Percent	Valid Percent	Cumulative Percent
Valid	never	26	3.4	3.7	3.7
	sometimes	64	8.4	9.1	12.8
	often	174	22.7	24.7	37.4
	almost always	441	57.6	62.6	100.0
	Total	705	92.0	100.0	
Missing	System	61	8.0		
Total		766	100.0		

My pastor knows me well

		Frequency	Percent	Valid Percent	Cumulative Percent
Valid	never	59	7.7	8.3	8.3
	sometimes	64	8.4	9.0	17.3
	often	175	22.8	24.7	42.0
	almost always	411	53.7	58.0	100.0
	Total	709	92.6	100.0	
Missing	System	57	7.4		
Total		766	100.0		

The leaders in the church are warm and friendly

		Frequency	Percent	Valid Percent	Cumulative Percent
Valid	never	20	2.6	2.8	2.8
	sometimes	189	24.7	26.6	29.4
	often	216	28.2	30.4	59.8
	almost always	286	37.3	40.2	100.0
	Total	711	92.8	100.0	
Missing	System	55	7.2		
Total		766	100.0		

I can be myself at church

		Frequency	Percent	Valid Percent	Cumulative Percent
Valid	never	59	7.7	8.7	8.7
	sometimes	89	11.6	13.1	21.8
	often	194	25.3	28.5	50.3
	almost always	338	44.1	49.7	100.0
	Total	680	88.8	100.0	
Missing	System	86	11.2		
Total		766	100.0		

The leaders in our church care about me

		Frequency	Percent	Valid Percent	Cumulative Percent
Valid	never	48	6.3	6.8	6.8
	sometimes	189	24.7	26.8	33.7
	often	233	30.4	33.1	66.8
	almost always	234	30.5	33.2	100.0
	Total	704	91.9	100.0	
Missing	System	62	8.1		
Total		766	100.0		

I look forward to going to programs at my church

		Frequency	Percent	Valid Percent	Cumulative Percent
Valid	never	26	3.4	3.8	3.8
	sometimes	144	18.8	21.0	24.8
	often	233	30.4	34.0	58.7
	almost always	283	36.9	41.3	100.0
	Total	686	89.6	100.0	
Missing	System	80	10.4		
Total		766	100.0		

I go to programs at church because I want to

		Frequency	Percent	Valid Percent	Cumulative Percent
Valid	never	55	7.2	8.1	8.1
	sometimes	87	11.4	12.9	21.0
	often	218	28.5	32.3	53.3
	almost always	315	41.1	46.7	100.0
	Total	675	88.1	100.0	
Missing	System	91	11.9		
Total		766	100.0		

My church is helping me grow closer to Christ

		Frequency	Percent	Valid Percent	Cumulative Percent
Valid	never	26	3.4	3.6	3.6
	sometimes	95	12.4	13.3	16.9
	often	194	25.3	27.1	44.1
	almost always	400	52.2	55.9	100.0
	Total	715	93.3	100.0	
Missing	System	51	6.7		
Total		766	100.0		

I attend small group meetings organized by the church

	Frequency	Percent	Valid Percent	Cumulative Percent
Valid	never	81	10.6	11.8
	sometimes	218	28.5	31.6
	often	185	24.2	26.9
	almost always	205	26.8	29.8
	Total	689	89.9	100.0
Missing	System	77	10.1	
Total		766	100.0	

I feel uncomfortable/guilty when I do not attend church most weekends

	Frequency	Percent	Valid Percent	Cumulative Percent
Valid	never	43	5.6	6.1
	sometimes	107	14.0	15.2
	often	127	16.6	18.0
	almost always	427	55.7	60.7
	Total	704	91.9	100.0
Missing	System	62	8.1	
Total		766	100.0	

I feel proud of my church and its role and reputation in my community

	Frequency	Percent	Valid Percent	Cumulative Percent
Valid	never	24	3.1	3.4
	sometimes	83	10.8	11.6
	often	195	25.5	27.2
	almost always	414	54.0	57.8
	Total	716	93.5	100.0
Missing	System	50	6.5	
Total		766	100.0	

RELATIONSHIP BETWEEN CHURCH INVOLVEMENT AND CARE OF LEADERS

How do you consider your involvement in your church?	The leaders in our church care about me	My Sabbath School teachers or leaders know me well	My pastor knows me well
WEST-CENTRAL AFRICA	Correlation Coefficient	.138**	.214**
	N	692	693
			.193**
			698

Church members who experience care of leaders tend to be more involved in church activities.

RELATIONSHIP BETWEEN FREQUENCY OF WORSHIP SERVICES ATTENDANCE AND EXPERIENCE WITH CHURCH LEADERS

How often do you attend worship services at your church?		My Sabbath School teachers or leaders know me well	My pastor knows me well	The leaders in the church are warm and friendly	The leaders in our church care about me
WEST-CENTRAL AFRICA	Correlation Coefficient	.200**	.149**	.126**	.151**
	N	689	694	696	688

Church members who have positive experiences with church leaders tend to attend worship services more regularly.

RELATIONSHIP BETWEEN FREQUENCY OF WORSHIP SERVICES ATTENDANCE AND EXPERIENCE WITH/ATTITUDE TOWARD CHURCH PROGRAMS

How often do you attend worship services at your church?		I look forward to going to programs at my church	I go to programs at church because I want to	My church is helping me grow closer to Christ	I attend small group meetings organized by the church
WEST-CENTRAL AFRICA	Correlation Coefficient	.153**	.077*	.194**	.260**
	N	671	661	700	674

Church members who have positive experience with or positive attitude toward church programs tend to be regular in worship services attendance.

RELATIONSHIP BETWEEN FREQUENCY OF WORSHIP SERVICES ATTENDANCE AND ATTITUDE TOWARD CHURCH

How often do you attend worship services at your church?		I can be myself at church	I feel uncomfortable/guilty when I do not attend church most weekends	I feel proud of my church and its role and reputation in my community
WEST-CENTRAL AFRICA	Correlation Coefficient	.064	.124**	.065
	N	666	689	701

Church members who have positive attitude toward church tend to be regular in attending worship services.

CHURCH SUPPORT

Descriptive Statistics

	N	Minimum	Maximum	Mean	Std. Deviation
Through my tithe	670	1.00	5.00	4.2224	1.01105
Sabbath School offerings	641	1.00	5.00	4.2106	.90534
The evangelistic projects of the church	594	1.00	5.00	3.8535	1.14266
The church building fund	610	1.00	5.00	3.8377	1.12366
The mission program of the church	579	1.00	5.00	3.6960	1.16947
I provide extra for the 13th Sabbath offering	623	1.00	5.00	3.4526	1.20713
Christian education	559	1.00	5.00	3.3989	1.34407
I provide support for the local church school	518	1.00	5.00	3.0328	1.45363
Through wills and trusts	510	1.00	5.00	2.9196	1.55179
Valid N (listwise)	317				

Note: The responses NOT APPLICABLE were treated as MISSING in the computation of the means and standard deviations.

Through my tithe

	Frequency	Percent	Valid Percent	Cumulative Percent
never	16	2.1	2.3	2.3
seldom	23	3.0	3.2	5.5
sometimes	119	15.5	16.8	22.3
Valid often	150	19.6	21.2	43.5
always	362	47.3	51.1	94.6
not applicable	38	5.0	5.4	100.0
Total	708	92.4	100.0	
Missing System	58	7.6		
Total	766	100.0		

Sabbath School offerings

	Frequency	Percent	Valid Percent	Cumulative Percent
never	6	.8	.9	.9
seldom	18	2.3	2.6	3.5
sometimes	119	15.5	17.3	20.8
Valid often	190	24.8	27.7	48.5
always	308	40.2	44.9	93.4
not applicable	45	5.9	6.6	100.0
Total	686	89.6	100.0	
Missing System	80	10.4		
Total	766	100.0		

Christian education

	Frequency	Percent	Valid Percent	Cumulative Percent
never	74	9.7	12.1	12.1
seldom	58	7.6	9.5	21.5
sometimes	155	20.2	25.3	46.8
Valid often	115	15.0	18.8	65.6
always	157	20.5	25.6	91.2
not applicable	54	7.0	8.8	100.0
Total	613	80.0	100.0	
Missing System	153	20.0		
Total	766	100.0		

The church building fund

	Frequency	Percent	Valid Percent	Cumulative Percent	
Valid	never	24	3.1	3.7	3.7
	seldom	44	5.7	6.9	10.6
	sometimes	166	21.7	25.9	36.4
	often	149	19.5	23.2	59.7
	always	227	29.6	35.4	95.0
	not applicable	32	4.2	5.0	100.0
	Total	642	83.8	100.0	
Missing	System	124	16.2		
Total		766	100.0		

The mission program of the church

	Frequency	Percent	Valid Percent	Cumulative Percent	
Valid	never	34	4.4	5.6	5.6
	seldom	45	5.9	7.4	12.9
	sometimes	171	22.3	28.0	40.9
	often	142	18.5	23.2	64.2
	always	187	24.4	30.6	94.8
	not applicable	32	4.2	5.2	100.0
	Total	611	79.8	100.0	
Missing	System	155	20.2		
Total		766	100.0		

The evangelistic projects of the church

	Frequency	Percent	Valid Percent	Cumulative Percent	
Valid	never	27	3.5	4.2	4.2
	seldom	44	5.7	6.9	11.1
	sometimes	143	18.7	22.4	33.5
	often	155	20.2	24.3	57.8
	always	225	29.4	35.3	93.1
	not applicable	44	5.7	6.9	100.0
	Total	638	83.3	100.0	
Missing	System	128	16.7		
Total		766	100.0		

I provide extra for the 13th Sabbath offering

	Frequency	Percent	Valid Percent	Cumulative Percent	
Valid	never	50	6.5	7.6	7.6
	seldom	80	10.4	12.1	19.7
	sometimes	177	23.1	26.8	46.4
	often	170	22.2	25.7	72.2
	always	146	19.1	22.1	94.3
	not applicable	38	5.0	5.7	100.0
	Total	661	86.3	100.0	
Missing	System	105	13.7		
Total		766	100.0		

I provide support for the local church school

	Frequency	Percent	Valid Percent	Cumulative Percent
Valid	never	124	16.2	20.8
	seldom	57	7.4	9.6
	sometimes	124	16.2	20.8
	often	104	13.6	17.5
	always	109	14.2	18.3
	not applicable	77	10.1	12.9
	Total	595	77.7	100.0
Missing	System	171	22.3	
Total		766	100.0	

Through wills and trusts

	Frequency	Percent	Valid Percent	Cumulative Percent
Valid	never	153	20.0	25.9
	seldom	53	6.9	9.0
	sometimes	109	14.2	18.4
	often	72	9.4	12.2
	always	123	16.1	20.8
	not applicable	81	10.6	13.7
	Total	591	77.2	100.0
Missing	System	175	22.8	
Total		766	100.0	

RELATIONSHIP BETWEEN FREQUENCY OF WORSHIP SERVICES ATTENDANCE AND SUPPORT OF MISSION/EVANGELISTIC PROJECTS

How do you consider your involvement in your church?	WAD	
The mission program of the church	Correlation Coefficient	.193**
	Sig. (2-tailed)	.000
	N	569
The evangelistic projects of the church	Correlation Coefficient	.153**
	Sig. (2-tailed)	.000
	N	581

Church member are regular in worship services attendance tend to support the mission/evangelistic projects of the church.

RELATIONSHIP BETWEEN ROLE OF CHURCH IN HELPING GROWTH IN CHRIST AND SUPPORT OF MISSION/EVANGELISTIC PROJECTS

My church is helping me grow closer to Christ	WAD	
The evangelistic projects of the church	Correlation Coefficient	.161**
	Sig. (2-tailed)	.000
	N	580

Members of churches which help them grow in Christ tend to support the mission/evangelistic projects of the church.

RELATIONSHIP BETWEEN AGE AND CHURCH FINANCIAL SUPPORT

How old are you?		WAD
	Correlation Coefficient	.221**
Through my tithe	Sig. (2-tailed)	.000
	N	664
	Correlation Coefficient	.159**
Sabbath School offerings	Sig. (2-tailed)	.000
	N	635
	Correlation Coefficient	.181**
The church building fund	Sig. (2-tailed)	.000
	N	603
	Correlation Coefficient	.125**
The mission program of the church	Sig. (2-tailed)	.003
	N	574
	Correlation Coefficient	.150**
The evangelistic projects of the church	Sig. (2-tailed)	.000
	N	588
	Correlation Coefficient	.174**
I provide extra for the 13th Sabbath offering	Sig. (2-tailed)	.000
	N	617
	Correlation Coefficient	.121**
I provide support for the local church school	Sig. (2-tailed)	.006
	N	514

Older church members tend to provide financial support to the church more than the younger church members.

RELATIONSHIP BETWEEN CHURCH FINANCIAL SUPPORT AND LENGTH OF YEARS AS CONVERTED SDA

If not, then for how long have been a Seventh-day Adventist?		WAD
	Correlation Coefficient	.127*
Through my tithe	Sig. (2-tailed)	.029
	N	296
	Correlation Coefficient	.238**
Sabbath School offerings	Sig. (2-tailed)	.000
	N	278
	Correlation Coefficient	.217**
The church building fund	Sig. (2-tailed)	.000
	N	261
	Correlation Coefficient	.243**
The mission program of the church	Sig. (2-tailed)	.000
	N	239
	Correlation Coefficient	.208**
The evangelistic projects of the church	Sig. (2-tailed)	.001
	N	245

Church members who had been converted to Adventism for a longer period of time tend to support the church financially.

RELATIONSHIP BETWEEN CHURCH INVOLVEMENT AND CHURCH FINANCIAL SUPPORT

How do you consider your involvement in your church?		WAD
Through my tithe	Correlation Coefficient	.156**
	Sig. (2-tailed)	.000
	N	658
Sabbath School offerings	Correlation Coefficient	.153**
	Sig. (2-tailed)	.000
	N	629
Christian education	Correlation Coefficient	.089*
	Sig. (2-tailed)	.037
	N	549
The church building fund	Correlation Coefficient	.198**
	Sig. (2-tailed)	.000
	N	597
The mission program of the church	Correlation Coefficient	.193**
	Sig. (2-tailed)	.000
	N	569
The evangelistic projects of the church	Correlation Coefficient	.153**
	Sig. (2-tailed)	.000
	N	581
I provide extra for the 13th Sabbath offering	Correlation Coefficient	.191**
	Sig. (2-tailed)	.000
	N	612
Through wills and trusts	Correlation Coefficient	.136**
	Sig. (2-tailed)	.002
	N	501

Church members who are more involved in church activities tend to support the church financially.

RELATIONSHIP BETWEEN CHURCH EMPLOYMENT AND SUPPORT TO CHRISTIAN EDUCATION AND LOCAL CHURCH SCHOOL

Are you employed by an institution that is owned by or affiliated with the SDA Church? YES – 1 NO - 2		WAD
Christian education	Correlation Coefficient	-.132**
	Sig. (2-tailed)	.002
	N	545
I provide support for the local church school	Correlation Coefficient	-.187**
	Sig. (2-tailed)	.000
	N	504

Church members who are employed by an institution that is owned by or affiliated with the SDA church tend to support Christian education and the local church school.

RELATIONSHIP BETWEEN TITHE SUPPORT AND POSITIVE EXPERIENCES WITH CHURCH

Through my tithe		WAD
My Sabbath School teachers or leaders know me well	Correlation Coefficient	.131**
	Sig. (2-tailed)	.001
	N	642
My pastor knows me well	Correlation Coefficient	.156**
	Sig. (2-tailed)	.000
	N	643
I can be myself at church	Correlation Coefficient	.205**
	Sig. (2-tailed)	.000
	N	617
The leaders in our church care about me	Correlation Coefficient	.105**
	Sig. (2-tailed)	.008
	N	642
I look forward to going to programs at my church	Correlation Coefficient	.121**
	Sig. (2-tailed)	.003
	N	619
I go to programs at church because I want to	Correlation Coefficient	.103*
	Sig. (2-tailed)	.010
	N	614
I attend small group meetings organized by the church	Correlation Coefficient	.164**
	Sig. (2-tailed)	.000
	N	622
I feel uncomfortable/guilty when I do not attend church most weekends	Correlation Coefficient	.125**
	Sig. (2-tailed)	.001
	N	642
I feel proud of my church and its role and reputation in my community	Correlation Coefficient	.077*
	Sig. (2-tailed)	.049
	N	653

Church members who have positive experiences with church tend to support the church through their tithes.

DESCRIPTION OF THE PASTOR

Descriptive Statistics

	N	Minimum	Maximum	Mean	Std. Deviation
A good preacher	643	1.00	5.00	4.4090	.94673
Shows true spiritual leadership in our church community	638	1.00	5.00	4.3103	.98541
Enthusiastic about ministry	634	1.00	5.00	4.3013	1.05419
Inspiring	632	1.00	5.00	4.2294	1.04702
Thorough in pastoral duties	632	1.00	5.00	4.2089	1.07591
Helpful in times of need	629	1.00	5.00	4.1526	1.08504
Receptive of new ideas	629	1.00	5.00	4.0509	1.10469
Sensitive to the needs of others	636	1.00	5.00	4.0173	1.12859
Occasionally visits members of the church in their home	633	1.00	5.00	3.5766	1.34807
Valid N (listwise)	560				

Enthusiastic about ministry

		Frequency	Percent	Valid Percent	Cumulative Percent
	not at all	24	3.1	3.8	3.8
	2.00	27	3.5	4.3	8.0
	3.00	60	7.8	9.5	17.5
Valid	4.00	146	19.1	23.0	40.5
	very much	377	49.2	59.5	100.0
	Total	634	82.8	100.0	
Missing	System	132	17.2		
Total		766	100.0		

Helpful in times of need

		Frequency	Percent	Valid Percent	Cumulative Percent
	not at all	26	3.4	4.1	4.1
	2.00	34	4.4	5.4	9.5
	3.00	71	9.3	11.3	20.8
Valid	4.00	185	24.2	29.4	50.2
	very much	313	40.9	49.8	100.0
	Total	629	82.1	100.0	
Missing	System	137	17.9		
Total		766	100.0		

Inspiring

		Frequency	Percent	Valid Percent	Cumulative Percent
	not at all	18	2.3	2.8	2.8
	2.00	31	4.0	4.9	7.8
	3.00	89	11.6	14.1	21.8
Valid	4.00	144	18.8	22.8	44.6
	very much	350	45.7	55.4	100.0
	Total	632	82.5	100.0	
Missing	System	134	17.5		
Total		766	100.0		

Occasionally visits members of the church in their home

		Frequency	Percent	Valid Percent	Cumulative Percent
	not at all	67	8.7	10.6	10.6
	2.00	77	10.1	12.2	22.7
	3.00	132	17.2	20.9	43.6
Valid	4.00	138	18.0	21.8	65.4
	very much	219	28.6	34.6	100.0
	Total	633	82.6	100.0	
Missing	System	133	17.4		
Total		766	100.0		

Sensitive to the needs of others

		Frequency	Percent	Valid Percent	Cumulative Percent
	not at all	30	3.9	4.7	4.7
	2.00	43	5.6	6.8	11.5
	3.00	90	11.7	14.2	25.6
Valid	4.00	196	25.6	30.8	56.4
	very much	277	36.2	43.6	100.0
	Total	636	83.0	100.0	
Missing	System	130	17.0		
Total		766	100.0		

A good preacher

		Frequency	Percent	Valid Percent	Cumulative Percent
	not at all	11	1.4	1.7	1.7
	2.00	30	3.9	4.7	6.4
	3.00	54	7.0	8.4	14.8
Valid	4.00	138	18.0	21.5	36.2
	very much	410	53.5	63.8	100.0
	Total	643	83.9	100.0	
Missing	System	123	16.1		
Total		766	100.0		

Shows true spiritual leadership in our church community

		Frequency	Percent	Valid Percent	Cumulative Percent
	not at all	13	1.7	2.0	2.0
	2.00	28	3.7	4.4	6.4
	3.00	79	10.3	12.4	18.8
Valid	4.00	146	19.1	22.9	41.7
	very much	372	48.6	58.3	100.0
	Total	638	83.3	100.0	
Missing	System	128	16.7		
Total		766	100.0		

Receptive of new ideas

		Frequency	Percent	Valid Percent	Cumulative Percent
	not at all	27	3.5	4.3	4.3
	2.00	36	4.7	5.7	10.0
	3.00	98	12.8	15.6	25.6
Valid	4.00	185	24.2	29.4	55.0
	very much	283	36.9	45.0	100.0
	Total	629	82.1	100.0	
Missing	System	137	17.9		
Total		766	100.0		

Thorough in pastoral duties

	Frequency	Percent	Valid Percent	Cumulative Percent
Valid	not at all	28	3.7	4.4
	2.00	25	3.3	8.4
	3.00	70	9.1	11.1
	4.00	173	22.6	27.4
	very much	336	43.9	53.2
	Total	632	82.5	100.0
Missing	System	134	17.5	
Total		766	100.0	

RELATIONSHIP BETWEEN FREQUENCY OF WORSHIP SERVICES ATTENDANCE AND CHARACTERISTICS OF PASTOR

How often do you attend worship services at your church?	WAD
Enthusiastic about ministry	Correlation Coefficient N
	.131** 622

Members of churches with pastors who are enthusiastic about ministry tend to be more frequent in attending worship services.

LOCAL CHURCH LEADERSHIP

Descriptive Statistics

	N	Minimum	Maximum	Mean	Std. Deviation
clearly communicates the mission of the Church	654	1.00	5.00	3.0336	1.06831
is supportive of involving young people in worship services	665	1.00	5.00	2.9820	1.10160
is active in assisting our local church	637	1.00	5.00	2.9262	1.09137
is supportive of our local or conference school	515	1.00	5.00	2.8971	1.14643
is easy to talk with	647	1.00	5.00	2.8640	1.05134
is doing enough to engage members in mission	658	1.00	5.00	2.7812	1.09828
is creative	592	1.00	5.00	2.7483	1.10490
is open to new ideas	616	1.00	5.00	2.6867	1.09435
is responsive to local community needs	581	1.00	5.00	2.6145	1.11544
is out of touch with our local church needs	428	1.00	5.00	2.4416	1.19674
Valid N (listwise)	251				

Note: The responses NO OPINION were treated as MISSING in the computation of the means and standard deviations. The scale was recoded as 1 – never true ... 5 – always true

is open to new ideas

		Frequency	Percent	Valid Percent	Cumulative Percent
Valid	no opinion	51	6.7	7.4	7.4
	never true	29	3.8	4.2	11.5
	rarely true	96	12.5	13.9	25.4
	true	232	30.3	33.5	58.9
	often true	116	15.1	16.7	75.6
	always true	169	22.1	24.4	100.0
	Total	693	90.5	100.0	
Missing	System	73	9.5		
Total		766	100.0		

clearly communicates the mission of the Church

		Frequency	Percent	Valid Percent	Cumulative Percent
Valid	no opinion	30	3.9	4.3	4.3
	never true	10	1.3	1.4	5.8
	rarely true	53	6.9	7.6	13.4
	true	208	27.2	30.0	43.4
	often true	129	16.8	18.6	62.0
	always true	264	34.5	38.0	100.0
	Total	694	90.6	100.0	
Missing	System	72	9.4		
Total		766	100.0		

is doing enough to engage members in mission

		Frequency	Percent	Valid Percent	Cumulative Percent
Valid	no opinion	30	3.9	4.3	4.3
	never true	16	2.1	2.3	6.5
	rarely true	98	12.8	13.9	20.5
	true	219	28.6	31.2	51.6
	often true	136	17.8	19.3	71.0
	always true	204	26.6	29.0	100.0
	Total	703	91.8	100.0	
Missing	System	63	8.2		
Total		766	100.0		

is easy to talk with

		Frequency	Percent	Valid Percent	Cumulative Percent
Valid	no opinion	32	4.2	4.6	4.6
	never true	17	2.2	2.5	7.1
	rarely true	62	8.1	8.9	16.0
	true	233	30.4	33.6	49.6
	often true	140	18.3	20.2	69.8
	always true	209	27.3	30.2	100.0
	Total	693	90.5	100.0	
Missing	System	73	9.5		
Total		766	100.0		

is active in assisting our local church

		Frequency	Percent	Valid Percent	Cumulative Percent
Valid	no opinion	39	5.1	5.6	5.6
	never true	19	2.5	2.7	8.4
	rarely true	74	9.7	10.7	19.0
	true	193	25.2	27.8	46.8
	often true	144	18.8	20.7	67.6
	always true	225	29.4	32.4	100.0
	Total	694	90.6	100.0	
Missing	System	72	9.4		
Total		766	100.0		

is responsive to local community needs

		Frequency	Percent	Valid Percent	Cumulative Percent
Valid	no opinion	61	8.0	8.9	8.9
	never true	44	5.7	6.4	15.3
	rarely true	125	16.3	18.2	33.6
	true	181	23.6	26.4	60.0
	often true	135	17.6	19.7	79.7
	always true	139	18.1	20.3	100.0
	Total	685	89.4	100.0	
Missing	System	81	10.6		
Total		766	100.0		

is out of touch with our local church needs

		Frequency	Percent	Valid Percent	Cumulative Percent
Valid	no opinion	91	11.9	13.6	13.6
	never true	172	22.5	25.7	39.3
	rarely true	110	14.4	16.4	55.7
	true	118	15.4	17.6	73.3
	often true	83	10.8	12.4	85.7
	always true	96	12.5	14.3	100.0
	Total	670	87.5	100.0	
Missing	System	96	12.5		
Total		766	100.0		

is supportive of involving young people in worship services

		Frequency	Percent	Valid Percent	Cumulative Percent
Valid	no opinion	15	2.0	2.1	2.1
	never true	26	3.4	3.7	5.8
	rarely true	67	8.7	9.5	15.3
	true	215	28.1	30.5	45.9
	often true	114	14.9	16.2	62.1
	always true	267	34.9	37.9	100.0
	Total	704	91.9	100.0	
Missing	System	62	8.1		
Total		766	100.0		

is creative

		Frequency	Percent	Valid Percent	Cumulative Percent
Valid	no opinion	52	6.8	7.6	7.6
	never true	39	5.1	5.7	13.4
	rarely true	88	11.5	12.9	26.3
	true	201	26.2	29.5	55.8
	often true	140	18.3	20.6	76.4
	always true	161	21.0	23.6	100.0
	Total	681	88.9	100.0	
Missing	System	85	11.1		
Total		766	100.0		

is supportive of our local or conference school

		Frequency	Percent	Valid Percent	Cumulative Percent
Valid	no opinion	131	17.1	19.6	19.6
	never true	28	3.7	4.2	23.7
	rarely true	77	10.1	11.5	35.2
	true	136	17.8	20.3	55.5
	often true	110	14.4	16.4	71.9
	always true	188	24.5	28.1	100.0
	Total	670	87.5	100.0	
Missing	System	96	12.5		
Total		766	100.0		

REASONS FOR ATTENDING THE CONGREGATION

At least 25% of the respondents identified *the doctrines of the church* (61%), *worship style* (40%) and *evangelism program* (26.5%) as reasons for attending their congregation.

My friends are there

		Frequency	Percent	Valid Percent	Cumulative Percent
Valid	MY FRIENDS ARE THERE	109	14.2	100.0	100.0
Missing	System	657	85.8		
Total		766	100.0		

Adult education program

		Frequency	Percent	Valid Percent	Cumulative Percent
Valid	ADULT EDUCATION PROGRAM	62	8.1	100.0	100.0
Missing	System	704	91.9		
Total		766	100.0		

The music program

		Frequency	Percent	Valid Percent	Cumulative Percent
Valid	THE MUSIC PROGRAM	137	17.9	100.0	100.0
Missing	System	629	82.1		
Total		766	100.0		

The worship style

		Frequency	Percent	Valid Percent	Cumulative Percent
Valid	THE WORSHIP STYLE	305	39.8	100.0	100.0
Missing	System	461	60.2		
Total		766	100.0		

The doctrines of the church

		Frequency	Percent	Valid Percent	Cumulative Percent
Valid	THE DOCTRINES OF THE CHURCH	468	61.1	100.0	100.0
Missing	System	298	38.9		
Total		766	100.0		

The minister

		Frequency	Percent	Valid Percent	Cumulative Percent
Valid	THE MINISTER	91	11.9	100.0	100.0
Missing	System	675	88.1		
Total		766	100.0		

Proximity to where I live

		Frequency	Percent	Valid Percent	Cumulative Percent
Valid	PROXIMITY TO WHERE I LIVE	66	8.6	100.0	100.0
Missing	System	700	91.4		
Total		766	100.0		

The church's reputation

		Frequency	Percent	Valid Percent	Cumulative Percent
Valid	THE CHURCH'S REPUTATION	150	19.6	100.0	100.0
Missing	System	616	80.4		
Total		766	100.0		

Child and Youth program

		Frequency	Percent	Valid Percent	Cumulative Percent
Valid	CHILD AND YOUTH PROGRAM	137	17.9	100.0	100.0
Missing	System	629	82.1		
Total		766	100.0		

The community outreach

		Frequency	Percent	Valid Percent	Cumulative Percent
Valid	THE COMMUNITY OUTREACH	115	15.0	100.0	100.0
Missing	System	651	85.0		
Total		766	100.0		

The self-help groups

	Frequency	Percent	Valid Percent	Cumulative Percent
Valid THE SELF-HELP GROUPS	64	8.4	100.0	100.0
Missing System	702	91.6		
Total	766	100.0		

The denominational ties

	Frequency	Percent	Valid Percent	Cumulative Percent
Valid THE DENOMINATIONAL TIES	106	13.8	100.0	100.0
Missing System	660	86.2		
Total	766	100.0		

An evangelism program

	Frequency	Percent	Valid Percent	Cumulative Percent
Valid AN EVANGELISM PROGRAM	203	26.5	100.0	100.0
Missing System	563	73.5		
Total	766	100.0		

Other

	Frequency	Percent	Valid Percent	Cumulative Percent
Valid OTHER	168	21.9	100.0	100.0
Missing System	598	78.1		
Total	766	100.0		

RELATIONSHIP BETWEEN REASONS FOR CHURCH CONGREGATION ATTENDANCE AND AGE

43% of those who identified adult education program as a reason for having been attracted to the congregation they attend are 21-30 years of age.

		How old are you?
Adult education program	Correlation Coefficient	-.090 [*]
	Sig. (2-tailed)	.013
	N	757
The doctrines of the church	Correlation Coefficient	.110 ^{**}
	Sig. (2-tailed)	.002
	N	757
The minister	Correlation Coefficient	-.111 ^{**}
	Sig. (2-tailed)	.002
	N	757
Child and Youth program	Correlation Coefficient	-.160 ^{**}
	Sig. (2-tailed)	.000
	N	757
The community outreach	Correlation Coefficient	-.178 ^{**}
	Sig. (2-tailed)	.000
	N	757
The self-help groups	Correlation Coefficient	-.077 [*]
	Sig. (2-tailed)	.035
	N	757

Younger church members were originally attracted to the congregation they attend because of adult education program, the minister, child and youth program, the community outreach, and the self-help groups while the older church members were originally attracted by the doctrines of the church.

REASONS FOR REMAINING PART OF THE CONGREGATION

At least 25% of the respondents identified *the doctrines of the church (61%), worship style (41%) and evangelism program (25%)* as reasons for remaining part of their congregation.

My friends are there

	Frequency	Percent	Valid Percent	Cumulative Percent
Valid MY FRIENDS ARE THERE	87	11.4	100.0	100.0
Missing System	679	88.6		
Total	766	100.0		

Adult education program

	Frequency	Percent	Valid Percent	Cumulative Percent
Valid ADULT EDUCATION PROGRAM	74	9.7	100.0	100.0
Missing System	692	90.3		
Total	766	100.0		

The music program

	Frequency	Percent	Valid Percent	Cumulative Percent
Valid THE MUSIC PROGRAM	151	19.7	100.0	100.0
Missing System	615	80.3		
Total	766	100.0		

The worship style

	Frequency	Percent	Valid Percent	Cumulative Percent
Valid THE WORSHIP STYLE	317	41.4	100.0	100.0
Missing System	449	58.6		
Total	766	100.0		

The doctrines of the church

	Frequency	Percent	Valid Percent	Cumulative Percent
Valid THE DOCTRINES OF THE CHURCH	465	60.7	100.0	100.0
Missing System	301	39.3		
Total	766	100.0		

The minister

	Frequency	Percent	Valid Percent	Cumulative Percent
Valid THE MINISTER	116	15.1	100.0	100.0
Missing System	650	84.9		
Total	766	100.0		

Proximity to where I live

	Frequency	Percent	Valid Percent	Cumulative Percent
Valid PROXIMITY TO WHERE I LIVE	52	6.8	100.0	100.0
Missing System	714	93.2		
Total	766	100.0		

The church's reputation

	Frequency	Percent	Valid Percent	Cumulative Percent
Valid THE CHURCH'S REPUTATION	159	20.8	100.0	100.0
Missing System	607	79.2		
Total	766	100.0		

Child and Youth program

	Frequency	Percent	Valid Percent	Cumulative Percent
Valid CHILD AND YOUTH PROGRAM	136	17.8	100.0	100.0
Missing System	630	82.2		
Total	766	100.0		

The community outreach

	Frequency	Percent	Valid Percent	Cumulative Percent
Valid THE COMMUNITY OUTREACH	147	19.2	100.0	100.0
Missing System	619	80.8		
Total	766	100.0		

The self-help groups

	Frequency	Percent	Valid Percent	Cumulative Percent
Valid THE SELF-HELP GROUPS	77	10.1	100.0	100.0
Missing System	689	89.9		
Total	766	100.0		

The denominational ties

	Frequency	Percent	Valid Percent	Cumulative Percent
Valid THE DENOMINATIONAL TIES	107	14.0	100.0	100.0
Missing System	659	86.0		
Total	766	100.0		

An evangelism program

			Frequency	Percent	Valid Percent	Cumulative Percent
Valid	AN PROGRAM	EVANGELISM	191	24.9	100.0	100.0
Missing	System		575	75.1		
Total			766	100.0		

Other

		Frequency	Percent	Valid Percent	Cumulative Percent
Valid	OTHER	135	17.6	100.0	100.0
Missing	System	631	82.4		
Total		766	100.0		

RELATIONSHIP BETWEEN REASONS FOR REMAINING PART OF THE CONGREGATION AND AGE

		How old are you?
Adult education program	Correlation Coefficient	-.102**
	Sig. (2-tailed)	.005
	N	757
The doctrines of the church	Correlation Coefficient	.111**
	Sig. (2-tailed)	.002
	N	757
Child and Youth program	Correlation Coefficient	-.130**
	Sig. (2-tailed)	.000
	N	757
The community outreach	Correlation Coefficient	-.118**
	Sig. (2-tailed)	.001
	N	757
The self-help groups	Correlation Coefficient	-.077*
	Sig. (2-tailed)	.035
	N	757

Younger church members remain part of the congregation they attend because of adult education program, child and youth program, the community outreach, and the self-help groups while the older church members remain because of the doctrines of the church.

IMPORTANCE OF PERSONAL TRAITS OF PASTORAL LEADERSHIP

Descriptive Statistics

	N	Minimum	Maximum	Mean	Std. Deviation
Biblical preaching and teaching	670	1.00	5.00	4.4164	.87210
Emphasis on spiritual development and growth	670	1.00	5.00	4.4060	.83958
Gives whole self to the church	666	1.00	5.00	4.3003	.90773
Expertise in biblical and theological matters	663	1.00	5.00	4.2443	.97430
Advises people what to do	647	1.00	5.00	4.1994	1.00869
Comforting and reassuring	652	1.00	5.00	4.1733	.97544
Maintains a balanced life	644	1.00	5.00	4.1475	1.03514
Works hard to accomplish tasks	647	1.00	5.00	4.1252	1.08241
Helps people figure things out for themselves	647	1.00	5.00	3.9892	1.05052
Preaching and teaching on contemporary issues	630	1.00	5.00	3.9381	1.09384
Encourages lay decision-making	633	1.00	5.00	3.8389	1.12619
Strong and decisive decision-maker	643	1.00	5.00	3.8243	1.24251
New approaches and ideas	645	1.00	5.00	3.8155	1.17495
Reflective and reserved	638	1.00	5.00	3.7414	1.19018
Outgoing and socially engaging	636	1.00	5.00	3.7280	1.19048
Places feelings of others ahead of achieving goals	632	1.00	5.00	3.6962	1.21250
Does things as they have always been done	648	1.00	5.00	3.5895	1.31147
Relaxed interpersonal style	610	1.00	5.00	3.5148	1.22399
Thought-provoking and challenging	633	1.00	5.00	3.4376	1.32991
Formal interpersonal style	603	1.00	5.00	3.4113	1.29271
Valid N (listwise)	427				

Expertise in biblical and theological matters

	Frequency	Percent	Valid Percent	Cumulative Percent
Valid not important	12	1.6	1.8	1.8
Valid slightly important	28	3.7	4.2	6.0
Valid fairly important	97	12.7	14.6	20.7
Valid quite important	175	22.8	26.4	47.1
Valid very important	351	45.8	52.9	100.0
Total	663	86.6	100.0	
Missing System	103	13.4		
Total	766	100.0		

Emphasis on spiritual development and growth

	Frequency	Percent	Valid Percent	Cumulative Percent
Valid not important	4	.5	.6	.6
Valid slightly important	22	2.9	3.3	3.9
Valid fairly important	65	8.5	9.7	13.6
Valid quite important	186	24.3	27.8	41.3
Valid very important	393	51.3	58.7	100.0
Total	670	87.5	100.0	
Missing System	96	12.5		
Total	766	100.0		

Thought-provoking and challenging

		Frequency	Percent	Valid Percent	Cumulative Percent
Valid	not important	71	9.3	11.2	11.2
	slightly important	90	11.7	14.2	25.4
	fairly important	141	18.4	22.3	47.7
	quite important	153	20.0	24.2	71.9
	very important	178	23.2	28.1	100.0
	Total	633	82.6	100.0	
Missing	System	133	17.4		
Total		766	100.0		

Comforting and reassuring

		Frequency	Percent	Valid Percent	Cumulative Percent
Valid	not important	16	2.1	2.5	2.5
	slightly important	23	3.0	3.5	6.0
	fairly important	98	12.8	15.0	21.0
	quite important	210	27.4	32.2	53.2
	very important	305	39.8	46.8	100.0
	Total	652	85.1	100.0	
Missing	System	114	14.9		
Total		766	100.0		

Biblical preaching and teaching

		Frequency	Percent	Valid Percent	Cumulative Percent
Valid	not important	5	.7	.7	.7
	slightly important	24	3.1	3.6	4.3
	fairly important	71	9.3	10.6	14.9
	quite important	157	20.5	23.4	38.4
	very important	413	53.9	61.6	100.0
	Total	670	87.5	100.0	
Missing	System	96	12.5		
Total		766	100.0		

Preaching and teaching on contemporary issues

		Frequency	Percent	Valid Percent	Cumulative Percent
Valid	not important	16	2.1	2.5	2.5
	slightly important	67	8.7	10.6	13.2
	fairly important	100	13.1	15.9	29.0
	quite important	204	26.6	32.4	61.4
	very important	243	31.7	38.6	100.0
	Total	630	82.2	100.0	
Missing	System	136	17.8		
Total		766	100.0		

New approaches and ideas

		Frequency	Percent	Valid Percent	Cumulative Percent
Valid	not important	31	4.0	4.8	4.8
	slightly important	70	9.1	10.9	15.7
	fairly important	119	15.5	18.4	34.1
	quite important	192	25.1	29.8	63.9
	very important	233	30.4	36.1	100.0
	Total	645	84.2	100.0	
Missing	System	121	15.8		
Total		766	100.0		

Does things as they have always been done

		Frequency	Percent	Valid Percent	Cumulative Percent
Valid	not important	65	8.5	10.0	10.0
	slightly important	74	9.7	11.4	21.5
	fairly important	132	17.2	20.4	41.8
	quite important	168	21.9	25.9	67.7
	very important	209	27.3	32.3	100.0
	Total	648	84.6	100.0	
Missing	System	118	15.4		
Total		766	100.0		

Strong and decisive decision-maker

		Frequency	Percent	Valid Percent	Cumulative Percent
Valid	not important	49	6.4	7.6	7.6
	slightly important	50	6.5	7.8	15.4
	fairly important	118	15.4	18.4	33.7
	quite important	174	22.7	27.1	60.8
	very important	252	32.9	39.2	100.0
	Total	643	83.9	100.0	
Missing	System	123	16.1		
Total		766	100.0		

Encourages lay decision-making

		Frequency	Percent	Valid Percent	Cumulative Percent
Valid	not important	28	3.7	4.4	4.4
	slightly important	52	6.8	8.2	12.6
	fairly important	136	17.8	21.5	34.1
	quite important	195	25.5	30.8	64.9
	very important	222	29.0	35.1	100.0
	Total	633	82.6	100.0	
Missing	System	133	17.4		
Total		766	100.0		

Relaxed interpersonal style

		Frequency	Percent	Valid Percent	Cumulative Percent
Valid	not important	62	8.1	10.2	10.2
	slightly important	51	6.7	8.4	18.5
	fairly important	151	19.7	24.8	43.3
	quite important	203	26.5	33.3	76.6
	very important	143	18.7	23.4	100.0
	Total	610	79.6	100.0	
Missing	System	156	20.4		
Total		766	100.0		

Formal interpersonal style

		Frequency	Percent	Valid Percent	Cumulative Percent
Valid	not important	68	8.9	11.3	11.3
	slightly important	80	10.4	13.3	24.5
	fairly important	137	17.9	22.7	47.3
	quite important	172	22.5	28.5	75.8
	very important	146	19.1	24.2	100.0
	Total	603	78.7	100.0	
Missing	System	163	21.3		
Total		766	100.0		

Works hard to accomplish tasks

		Frequency	Percent	Valid Percent	Cumulative Percent
Valid	not important	20	2.6	3.1	3.1
	slightly important	42	5.5	6.5	9.6
	fairly important	97	12.7	15.0	24.6
	quite important	166	21.7	25.7	50.2
	very important	322	42.0	49.8	100.0
	Total	647	84.5	100.0	
Missing	System	119	15.5		
Total		766	100.0		

Places feelings of others ahead of achieving goals

		Frequency	Percent	Valid Percent	Cumulative Percent
Valid	not important	34	4.4	5.4	5.4
	slightly important	84	11.0	13.3	18.7
	fairly important	133	17.4	21.0	39.7
	quite important	170	22.2	26.9	66.6
	very important	211	27.5	33.4	100.0
	Total	632	82.5	100.0	
Missing	System	134	17.5		
Total		766	100.0		

Helps people figure things out for themselves

		Frequency	Percent	Valid Percent	Cumulative Percent
Valid	not important	23	3.0	3.6	3.6
	slightly important	36	4.7	5.6	9.1
	fairly important	114	14.9	17.6	26.7
	quite important	226	29.5	34.9	61.7
	very important	248	32.4	38.3	100.0
	Total	647	84.5	100.0	
Missing	System	119	15.5		
Total		766	100.0		

Advises people what to do

		Frequency	Percent	Valid Percent	Cumulative Percent
Valid	not important	17	2.2	2.6	2.6
	slightly important	30	3.9	4.6	7.3
	fairly important	85	11.1	13.1	20.4
	quite important	190	24.8	29.4	49.8
	very important	325	42.4	50.2	100.0
	Total	647	84.5	100.0	
Missing	System	119	15.5		
Total		766	100.0		

Reflective and reserved

		Frequency	Percent	Valid Percent	Cumulative Percent
Valid	not important	36	4.7	5.6	5.6
	slightly important	67	8.7	10.5	16.1
	fairly important	138	18.0	21.6	37.8
	quite important	182	23.8	28.5	66.3
	very important	215	28.1	33.7	100.0
	Total	638	83.3	100.0	
Missing	System	128	16.7		
Total		766	100.0		

Outgoing and socially engaging

		Frequency	Percent	Valid Percent	Cumulative Percent
Valid	not important	40	5.2	6.3	6.3
	slightly important	60	7.8	9.4	15.7
	fairly important	140	18.3	22.0	37.7
	quite important	189	24.7	29.7	67.5
	very important	207	27.0	32.5	100.0
	Total	636	83.0	100.0	
Missing	System	130	17.0		
Total		766	100.0		

Maintains a balanced life

	Frequency	Percent	Valid Percent	Cumulative Percent	
Valid	not important	19	2.5	3.0	3.0
	slightly important	35	4.6	5.4	8.4
	fairly important	85	11.1	13.2	21.6
	quite important	198	25.8	30.7	52.3
	very important	307	40.1	47.7	100.0
Total	644	84.1	100.0		
Missing	System	122	15.9		
Total	766	100.0			

Gives whole self to the church

	Frequency	Percent	Valid Percent	Cumulative Percent	
Valid	not important	6	.8	.9	.9
	slightly important	27	3.5	4.1	5.0
	fairly important	87	11.4	13.1	18.0
	quite important	187	24.4	28.1	46.1
	very important	359	46.9	53.9	100.0
Total	666	86.9	100.0		
Missing	System	100	13.1		
Total	766	100.0			

RELATIONSHIP BETWEEN PERCEIVED IMPORTANCE OF PERSONAL TRAITS OF PASTORAL LEADERSHIP AND AGE

			How old are you?
Does things as they have always been done	Correlation Coefficient		-.130**
	Sig. (2-tailed)		.001
	N		642
Reflective and reserved	Correlation Coefficient		-.079 [*]
	Sig. (2-tailed)		.048
	N		632
Outgoing and socially engaging	Correlation Coefficient		-.091 [*]
	Sig. (2-tailed)		.022
	N		630

The above personal traits of pastoral leadership are considered important by the younger members of the church.

Overall, to what extent do you think the congregation needs to increase or improve its efforts in outreach?

	Frequency	Percent	Valid Percent	Cumulative Percent	
Valid	We're doing too much now	17	2.2	2.4	2.4
	We are doing fine as is	77	10.1	10.7	13.1
	Should increase or improve to some extent	180	23.5	25.1	38.2
	Should increase or improve to a great extent	443	57.8	61.8	100.0
Total	717	93.6	100.0		
Missing	System	49	6.4		
Total	766	100.0			

Overall, to what extent do you think the congregation needs to increase or improve its efforts in caring and nurture?

		Frequency	Percent	Valid Percent	Cumulative Percent
	We're doing too much now	10	1.3	1.4	1.4
	We are doing fine as is	67	8.7	9.4	10.8
Valid	Should increase or improve to some extent	189	24.7	26.5	37.3
	Should increase or improve to a great extent	447	58.4	62.7	100.0
	Total	713	93.1	100.0	
Missing	System	53	6.9		
Total		766	100.0		

To what extent would you personally be willing to get more involved in outreach by your congregation?

		Frequency	Percent	Valid Percent	Cumulative Percent
	not at all	7	.9	1.0	1.0
	to some extent	80	10.4	11.0	12.0
Valid	to a moderate extent	239	31.2	33.0	45.0
	to a great extent	399	52.1	55.0	100.0
	Total	725	94.6	100.0	
Missing	System	41	5.4		
Total		766	100.0		

Without the support of the worship service in my local church, I feel my faith might gradually fade away.

		Frequency	Percent	Valid Percent	Cumulative Percent
	not at all	253	33.0	35.5	35.5
	to some extent	218	28.5	30.6	66.2
Valid	to a moderate extent	82	10.7	11.5	77.7
	to a great extent	159	20.8	22.3	100.0
	Total	712	93.0	100.0	
Missing	System	54	7.0		
Total		766	100.0		

I use information from the internet (World Wide Web) as a way to grow my faith.

		Frequency	Percent	Valid Percent	Cumulative Percent
	not at all	349	45.6	50.0	50.0
	to some extent	192	25.1	27.5	77.5
Valid	to a moderate extent	85	11.1	12.2	89.7
	to a great extent	72	9.4	10.3	100.0
	Total	698	91.1	100.0	
Missing	System	68	8.9		
Total		766	100.0		

RELATIONSHIP BETWEEN WILLINGNESS TO GET INVOLVED IN OUTREACH AND FREQUENCY/PREFERENCE OF CHURCH ATTENDANCE

To what extent would you personally be willing to get more involved in outreach by your congregation?		WAD
How often do you attend worship services at your church?	Correlation Coefficient	.151**
	Sig. (2-tailed)	.000
	N	708
I would prefer to go to church	Correlation Coefficient	.078*
	Sig. (2-tailed)	.038
	N	709

Church members who are regular in or who prefer to be more regular in church attendance tend to be more willing to get involved in outreach activities of their congregation.

ROLE IN RELIGIOUS LIFE DEVELOPMENT

Descriptive Statistics

	N	Minimum	Maximum	Mean	Std. Deviation
Sabbath School	677	1.00	4.00	3.5687	.72778
Personal Bible study and prayer	685	1.00	4.00	3.5343	.73989
Church worship services	682	1.00	4.00	3.3783	.83464
The Sabbath School quarterly	625	1.00	4.00	3.2896	.85540
Pastor's sermons	665	1.00	4.00	3.2647	.84260
Weeks of Prayer at church	659	1.00	4.00	3.2352	.90132
Family worship	645	1.00	4.00	3.2000	.88570
Prayer meetings	665	1.00	4.00	3.1519	.89985
Family	590	1.00	4.00	3.0712	.91675
Evangelistic meetings (Public)	624	1.00	4.00	2.9984	.92669
Evangelistic outreach (Giving Bible studies, distributing literature, etc)	597	1.00	4.00	2.9866	.96229
The church pastor	614	1.00	4.00	2.9658	.94574
Adventist publication (Adventist Review/Adventist World)	529	1.00	4.00	2.8129	.98519
Small groups	585	1.00	4.00	2.7983	.96709
Church retreats	569	1.00	4.00	2.7909	1.01755
Church Community outreach	622	1.00	4.00	2.7814	.96498
Adventist publications (Union/Division paper)	532	1.00	4.00	2.7632	.98401
Attending an Adventist school	401	1.00	4.00	2.7631	1.19006
The local elders in my church	617	1.00	4.00	2.7618	1.00322
The youth pastor	508	1.00	4.00	2.7008	1.05146
Friends	584	1.00	4.00	2.6455	.91268
Conference-sponsored events	516	1.00	4.00	2.5891	1.03614
Adventist TV	481	1.00	4.00	2.5613	1.06697
Short-term mission projects	501	1.00	4.00	2.5449	1.01019
Adventist Radio	415	1.00	4.00	2.5253	1.10498
On-line church publications	425	1.00	4.00	2.4047	1.01683
Internet sites	421	1.00	4.00	2.2874	1.00027
Valid N (listwise)	148				

Note: The responses DOES NOT APPLY TO ME were treated as MISSING in the computation of the means and standard deviations. The scale was recoded as 1 – not at all ... 4 – very much

Sabbath School

		Frequency	Percent	Valid Percent	Cumulative Percent
	does not apply to me	13	1.7	1.9	1.9
	not at all	1	.1	.1	2.0
Valid	sometimes	93	12.1	13.5	15.5
	often	103	13.4	14.9	30.4
	very much	480	62.7	69.6	100.0
	Total	690	90.1	100.0	
Missing	System	76	9.9		
Total		766	100.0		

Personal Bible study and prayer

		Frequency	Percent	Valid Percent	Cumulative Percent
	does not apply to me	4	.5	.6	.6
	not at all	9	1.2	1.3	1.9
Valid	sometimes	75	9.8	10.9	12.8
	often	142	18.5	20.6	33.4
	very much	459	59.9	66.6	100.0
	Total	689	89.9	100.0	
Missing	System	77	10.1		
Total		766	100.0		

Church worship services

		Frequency	Percent	Valid Percent	Cumulative Percent
	does not apply to me	7	.9	1.0	1.0
	not at all	15	2.0	2.2	3.2
Valid	sometimes	112	14.6	16.3	19.4
	often	155	20.2	22.5	41.9
	very much	400	52.2	58.1	100.0
	Total	689	89.9	100.0	
Missing	System	77	10.1		
Total		766	100.0		

Family worship

		Frequency	Percent	Valid Percent	Cumulative Percent
	does not apply to me	37	4.8	5.4	5.4
	not at all	25	3.3	3.7	9.1
Valid	sometimes	126	16.4	18.5	27.6
	often	189	24.7	27.7	55.3
	very much	305	39.8	44.7	100.0
	Total	682	89.0	100.0	
Missing	System	84	11.0		
Total		766	100.0		

Prayer meetings

		Frequency	Percent	Valid Percent	Cumulative Percent
Valid	does not apply to me	18	2.3	2.6	2.6
	not at all	30	3.9	4.4	7.0
	sometimes	136	17.8	19.9	26.9
	often	202	26.4	29.6	56.5
	very much	297	38.8	43.5	100.0
	Total	683	89.2	100.0	
Missing	System	83	10.8		
Total		766	100.0		

Weeks of Prayer at church

		Frequency	Percent	Valid Percent	Cumulative Percent
Valid	does not apply to me	17	2.2	2.5	2.5
	not at all	27	3.5	4.0	6.5
	sometimes	127	16.6	18.8	25.3
	often	169	22.1	25.0	50.3
	very much	336	43.9	49.7	100.0
	Total	676	88.3	100.0	
Missing	System	90	11.7		
Total		766	100.0		

Church retreats

		Frequency	Percent	Valid Percent	Cumulative Percent
Valid	does not apply to me	79	10.3	12.2	12.2
	not at all	62	8.1	9.6	21.8
	sometimes	180	23.5	27.8	49.5
	often	142	18.5	21.9	71.5
	very much	185	24.2	28.5	100.0
	Total	648	84.6	100.0	
Missing	System	118	15.4		
Total		766	100.0		

Church Community outreach

		Frequency	Percent	Valid Percent	Cumulative Percent
Valid	does not apply to me	45	5.9	6.7	6.7
	not at all	56	7.3	8.4	15.1
	sometimes	204	26.6	30.6	45.7
	often	182	23.8	27.3	73.0
	very much	180	23.5	27.0	100.0
	Total	667	87.1	100.0	
Missing	System	99	12.9		
Total		766	100.0		

Short-term mission projects

		Frequency	Percent	Valid Percent	Cumulative Percent
Valid	does not apply to me	123	16.1	19.7	19.7
	not at all	81	10.6	13.0	32.7
	sometimes	178	23.2	28.5	61.2
	often	130	17.0	20.8	82.1
	very much	112	14.6	17.9	100.0
	Total	624	81.5	100.0	
Missing	System	142	18.5		
Total		766	100.0		

Attending an Adventist school

		Frequency	Percent	Valid Percent	Cumulative Percent
Valid	does not apply to me	231	30.2	36.6	36.6
	not at all	87	11.4	13.8	50.3
	sometimes	81	10.6	12.8	63.1
	often	73	9.5	11.6	74.7
	very much	160	20.9	25.3	100.0
	Total	632	82.5	100.0	
Missing	System	134	17.5		
Total		766	100.0		

Evangelistic outreach (Giving Bible studies, distributing literature, etc)

		Frequency	Percent	Valid Percent	Cumulative Percent
Valid	does not apply to me	71	9.3	10.6	10.6
	not at all	42	5.5	6.3	16.9
	sometimes	154	20.1	23.1	40.0
	often	171	22.3	25.6	65.6
	very much	230	30.0	34.4	100.0
	Total	668	87.2	100.0	
Missing	System	98	12.8		
Total		766	100.0		

Conference-sponsored events

		Frequency	Percent	Valid Percent	Cumulative Percent
Valid	does not apply to me	119	15.5	18.7	18.7
	not at all	85	11.1	13.4	32.1
	sometimes	171	22.3	26.9	59.1
	often	131	17.1	20.6	79.7
	very much	129	16.8	20.3	100.0
	Total	635	82.9	100.0	
Missing	System	131	17.1		
Total		766	100.0		

The church pastor

		Frequency	Percent	Valid Percent	Cumulative Percent
Valid	does not apply to me	55	7.2	8.2	8.2
	not at all	37	4.8	5.5	13.8
	sometimes	174	22.7	26.0	39.8
	often	176	23.0	26.3	66.1
	very much	227	29.6	33.9	100.0
	Total	669	87.3	100.0	
Missing	System	97	12.7		
Total		766	100.0		

The youth pastor

		Frequency	Percent	Valid Percent	Cumulative Percent
Valid	does not apply to me	139	18.1	21.5	21.5
	not at all	72	9.4	11.1	32.6
	sometimes	163	21.3	25.2	57.8
	often	118	15.4	18.2	76.0
	very much	155	20.2	24.0	100.0
	Total	647	84.5	100.0	
Missing	System	119	15.5		
Total		766	100.0		

The local elders in my church

		Frequency	Percent	Valid Percent	Cumulative Percent
Valid	does not apply to me	33	4.3	5.1	5.1
	not at all	67	8.7	10.3	15.4
	sometimes	200	26.1	30.8	46.2
	often	163	21.3	25.1	71.2
	very much	187	24.4	28.8	100.0
	Total	650	84.9	100.0	
Missing	System	116	15.1		
Total		766	100.0		

The Sabbath School quarterly

		Frequency	Percent	Valid Percent	Cumulative Percent
Valid	does not apply to me	36	4.7	5.4	5.4
	not at all	22	2.9	3.3	8.8
	sometimes	98	12.8	14.8	23.6
	often	182	23.8	27.5	51.1
	very much	323	42.2	48.9	100.0
	Total	661	86.3	100.0	
Missing	System	105	13.7		
Total		766	100.0		

Evangelistic meetings (Public)

		Frequency	Percent	Valid Percent	Cumulative Percent
Valid	does not apply to me	46	6.0	6.9	6.9
	not at all	32	4.2	4.8	11.6
	sometimes	172	22.5	25.7	37.3
	often	185	24.2	27.6	64.9
	very much	235	30.7	35.1	100.0
	Total	670	87.5	100.0	
Missing	System	96	12.5		
Total		766	100.0		

Small groups

		Frequency	Percent	Valid Percent	Cumulative Percent
Valid	does not apply to me	58	7.6	9.0	9.0
	not at all	49	6.4	7.6	16.6
	sometimes	197	25.7	30.6	47.3
	often	162	21.1	25.2	72.5
	very much	177	23.1	27.5	100.0
	Total	643	83.9	100.0	
Missing	System	123	16.1		
Total		766	100.0		

Adventist publications (Union/Division paper)

		Frequency	Percent	Valid Percent	Cumulative Percent
Valid	does not apply to me	104	13.6	16.4	16.4
	not at all	53	6.9	8.3	24.7
	sometimes	176	23.0	27.7	52.4
	often	147	19.2	23.1	75.5
	very much	156	20.4	24.5	100.0
	Total	636	83.0	100.0	
Missing	System	130	17.0		
Total		766	100.0		

Adventist publication (Adventist Review/Adventist World)

		Frequency	Percent	Valid Percent	Cumulative Percent
Valid	does not apply to me	101	13.2	16.0	16.0
	not at all	45	5.9	7.1	23.2
	sometimes	180	23.5	28.6	51.7
	often	133	17.4	21.1	72.9
	very much	171	22.3	27.1	100.0
	Total	630	82.2	100.0	
Missing	System	136	17.8		
Total		766	100.0		

On-line church publications

		Frequency	Percent	Valid Percent	Cumulative Percent
Valid	does not apply to me	215	28.1	33.6	33.6
	not at all	89	11.6	13.9	47.5
	sometimes	154	20.1	24.1	71.6
	often	103	13.4	16.1	87.7
	very much	79	10.3	12.3	100.0
	Total	640	83.6	100.0	
Missing	System	126	16.4		
Total		766	100.0		

Family

		Frequency	Percent	Valid Percent	Cumulative Percent
Valid	does not apply to me	64	8.4	9.8	9.8
	not at all	33	4.3	5.0	14.8
	sometimes	129	16.8	19.7	34.6
	often	191	24.9	29.2	63.8
	very much	237	30.9	36.2	100.0
	Total	654	85.4	100.0	
Missing	System	112	14.6		
Total		766	100.0		

Friends

		Frequency	Percent	Valid Percent	Cumulative Percent
Valid	does not apply to me	64	8.4	9.9	9.9
	not at all	49	6.4	7.6	17.4
	sometimes	236	30.8	36.4	53.9
	often	172	22.5	26.5	80.4
	very much	127	16.6	19.6	100.0
	Total	648	84.6	100.0	
Missing	System	118	15.4		
Total		766	100.0		

Internet sites

		Frequency	Percent	Valid Percent	Cumulative Percent
Valid	does not apply to me	217	28.3	34.0	34.0
	not at all	101	13.2	15.8	49.8
	sometimes	164	21.4	25.7	75.5
	often	90	11.7	14.1	89.7
	very much	66	8.6	10.3	100.0
	Total	638	83.3	100.0	
Missing	System	128	16.7		
Total		766	100.0		

Adventist Radio

	Frequency	Percent	Valid Percent	Cumulative Percent
Valid	does not apply to me	213	27.8	33.9
	not at all	87	11.4	47.8
	sometimes	137	17.9	69.6
	often	77	10.1	81.8
	very much	114	14.9	100.0
	Total	628	82.0	100.0
Missing	System	138	18.0	
Total	766	100.0		

Adventist TV

	Frequency	Percent	Valid Percent	Cumulative Percent
Valid	does not apply to me	180	23.5	27.2
	not at all	86	11.2	40.2
	sometimes	167	21.8	65.5
	often	100	13.1	80.6
	very much	128	16.7	100.0
	Total	661	86.3	100.0
Missing	System	105	13.7	
Total	766	100.0		

Pastor's sermons

	Frequency	Percent	Valid Percent	Cumulative Percent
Valid	does not apply to me	23	3.0	3.3
	not at all	18	2.3	6.0
	sometimes	117	15.3	23.0
	often	201	26.2	52.2
	very much	329	43.0	100.0
	Total	688	89.8	100.0
Missing	System	78	10.2	
Total	766	100.0		

LOCAL CHURCH CHARACTERISTICS**Descriptive Statistics**

	N	Minimum	Maximum	Mean	Std. Deviation
It provides fellowship	671	1.00	4.00	3.3130	.89132
I learn a lot	654	1.00	4.00	3.2966	.90975
It accepts people who are different	656	1.00	4.00	3.2912	.95341
Strangers feel welcome	671	1.00	4.00	3.2370	1.02748
It expects people to learn and think	674	1.00	4.00	3.2211	.89415
It challenges my thinking	653	1.00	4.00	3.1639	.93621
It encourages me to ask questions	665	1.00	4.00	3.1383	.99189
It is friendly	667	1.00	4.00	3.1379	.96275
It stretches me in worship	660	1.00	4.00	3.0788	.99154
It feels warm	655	1.00	4.00	2.9954	.98536
Most members want to be challenged to think about religious issues and ideas	642	1.00	4.00	2.9502	1.02420
Valid N (listwise)	525				

Note: The responses I DO NOT ATTEND CHURCH were treated as MISSING in the computation of the means and standard deviations. The scale was recoded as 1 – not at all true ... 4 – very true

It feels warm

		Frequency	Percent	Valid Percent	Cumulative Percent
	I do not attend church	11	1.4	1.7	1.7
	not at all true	66	8.6	9.9	11.6
Valid	3.00	121	15.8	18.2	29.7
	4.00	218	28.5	32.7	62.5
	very true	250	32.6	37.5	100.0
	Total	666	86.9	100.0	
Missing	System	100	13.1		
Total		766	100.0		

I learn a lot

		Frequency	Percent	Valid Percent	Cumulative Percent
	I do not attend church	3	.4	.5	.5
	not at all true	39	5.1	5.9	6.4
Valid	3.00	85	11.1	12.9	19.3
	4.00	173	22.6	26.3	45.7
	very true	357	46.6	54.3	100.0
	Total	657	85.8	100.0	
Missing	System	109	14.2		
Total		766	100.0		

It accepts people who are different

		Frequency	Percent	Valid Percent	Cumulative Percent
	I do not attend church	10	1.3	1.5	1.5
	not at all true	49	6.4	7.4	8.9
Valid	3.00	83	10.8	12.5	21.3
	4.00	152	19.8	22.8	44.1
	very true	372	48.6	55.9	100.0
	Total	666	86.9	100.0	
Missing	System	100	13.1		
Total		766	100.0		

Most members want to be challenged to think about religious issues and ideas

		Frequency	Percent	Valid Percent	Cumulative Percent
	I do not attend church	11	1.4	1.7	1.7
	not at all true	83	10.8	12.7	14.4
Valid	3.00	104	13.6	15.9	30.3
	4.00	217	28.3	33.2	63.6
	very true	238	31.1	36.4	100.0
	Total	653	85.2	100.0	
Missing	System	113	14.8		
Total		766	100.0		

It is friendly

		Frequency	Percent	Valid Percent	Cumulative Percent
Valid	I do not attend church	14	1.8	2.1	2.1
	not at all true	53	6.9	7.8	9.8
	3.00	110	14.4	16.2	26.0
	4.00	196	25.6	28.8	54.8
	very true	308	40.2	45.2	100.0
	Total	681	88.9	100.0	
Missing	System	85	11.1		
Total		766	100.0		

It challenges my thinking

		Frequency	Percent	Valid Percent	Cumulative Percent
Valid	I do not attend church	9	1.2	1.4	1.4
	not at all true	48	6.3	7.3	8.6
	3.00	97	12.7	14.7	23.3
	4.00	208	27.2	31.4	54.7
	very true	300	39.2	45.3	100.0
	Total	662	86.4	100.0	
Missing	System	104	13.6		
Total		766	100.0		

It encourages me to ask questions

		Frequency	Percent	Valid Percent	Cumulative Percent
Valid	I do not attend church	11	1.4	1.6	1.6
	not at all true	68	8.9	10.1	11.7
	3.00	83	10.8	12.3	24.0
	4.00	203	26.5	30.0	54.0
	very true	310	40.5	45.9	99.9
	6.00	1	.1	.1	100.0
	Total	676	88.3	100.0	
Missing	System	90	11.7		
Total		766	100.0		

Strangers feel welcome

		Frequency	Percent	Valid Percent	Cumulative Percent
Valid	I do not attend church	4	.5	.6	.6
	not at all true	74	9.7	11.0	11.6
	3.00	71	9.3	10.5	22.1
	4.00	148	19.3	21.9	44.0
	very true	378	49.3	56.0	100.0
	Total	675	88.1	100.0	
Missing	System	91	11.9		
Total		766	100.0		

It expects people to learn and think

		Frequency	Percent	Valid Percent	Cumulative Percent
Valid	I do not attend church	2	.3	.3	.3
	not at all true	34	4.4	5.0	5.3
	3.00	109	14.2	16.1	21.4
	4.00	205	26.8	30.3	51.8
	very true	326	42.6	48.2	100.0
	Total	676	88.3	100.0	
Missing	System	90	11.7		
	Total	766	100.0		

It stretches me in worship

		Frequency	Percent	Valid Percent	Cumulative Percent
Valid	I do not attend church	12	1.6	1.8	1.8
	not at all true	59	7.7	8.8	10.6
	3.00	123	16.1	18.3	28.9
	4.00	185	24.2	27.5	56.4
	very true	293	38.3	43.6	100.0
	Total	672	87.7	100.0	
Missing	System	94	12.3		
	Total	766	100.0		

It provides fellowship

		Frequency	Percent	Valid Percent	Cumulative Percent
Valid	I do not attend church	4	.5	.6	.6
	not at all true	41	5.4	6.1	6.7
	3.00	71	9.3	10.5	17.2
	4.00	196	25.6	29.0	46.2
	very true	363	47.4	53.8	100.0
	Total	675	88.1	100.0	
Missing	System	91	11.9		
	Total	766	100.0		

RELATIONSHIP BETWEEN FREQUENCY OF WORSHIP SERVICES ATTENDANCE AND CHARACTERISTICS OF THE LOCAL CHURCH

How often do you attend worship services at your church?		WAD
It feels warm	Correlation Coefficient	.083*
	N	651
I learn a lot	Correlation Coefficient	.082*
	N	640
It is friendly	Correlation Coefficient	.099*
	N	665
It challenges my thinking	Correlation Coefficient	.082*
	N	648
It encourages me to ask questions	Correlation Coefficient	.091*
	N	661
It expects people to learn and think	Correlation Coefficient	.080*
	N	660
It stretches me in worship	Correlation Coefficient	.080*
	N	658
It provides fellowship	Correlation Coefficient	.142**
	N	662

Church members who have positive experiences with their local church tend to be regular in worship services attendance.

SELF-EVALUATION

Which of the following best describes your commitment to Jesus Christ?

	Frequency	Percent	Valid Percent	Cumulative Percent	
Valid	I am committed to Christ	7	.9	1.0	1.0
	I am not sure if I am committed to Christ	15	2.0	2.2	3.3
	I committed my life to Christ at a specific moment in my life, but it didn't last	25	3.3	3.7	7.0
	My commitment to Christ has developed gradually over a period of time	168	21.9	25.1	32.2
	My commitment to Christ came suddenly and I was changed	76	9.9	11.4	43.6
	I've been committed to Christ since I was a young child and continue to be committed to Him now	377	49.2	56.4	100.0
	Total	668	87.2	100.0	
Missing	System	98	12.8		
Total		766	100.0		

Descriptive Statistics

	N	Minimum	Maximum	Mean	Std. Deviation
I have a real sense that God is guiding me	680	1.00	6.00	4.7721	.56879
I am spiritually moved by the beauty of God's creation	660	1.00	5.00	4.7439	.65846
I seek out opportunities to help me grow spiritually	677	1.00	5.00	4.5111	.84192
I feel my life is filled with meaning and purpose	663	1.00	5.00	4.4902	.88431
I feel God's presence in my relationships with other people	681	1.00	5.00	4.4758	.78763
The things I do reflect a commitment to Jesus Christ	672	1.00	5.00	4.4524	.78023
I talk with other people about my faith	676	1.00	5.00	4.3713	.93793
I help others with their religious questions and struggles	684	1.00	5.00	4.1871	1.07959
I feel a deep sense of responsibility for reducing pain and suffering in the world	646	1.00	5.00	4.1827	1.10842
I show that I care a great deal about reducing poverty in my country and throughout the world	643	1.00	5.00	3.9067	1.31869
I give significant portions of time and money to help other people	664	1.00	5.00	3.8991	1.18197
I apply my faith to political and social issues	645	1.00	5.00	3.3659	1.57703
Valid N (listwise)	571				

I help others with their religious questions and struggles

	Frequency	Percent	Valid Percent	Cumulative Percent
never	28	3.7	4.1	4.1
2.00	21	2.7	3.1	7.2
3.00	115	15.0	16.8	24.0
4.00	151	19.7	22.1	46.1
often	369	48.2	53.9	100.0
Total	684	89.3	100.0	
Missing System	82	10.7		
Total	766	100.0		

I seek out opportunities to help me grow spiritually

	Frequency	Percent	Valid Percent	Cumulative Percent
never	16	2.1	2.4	2.4
2.00	7	.9	1.0	3.4
3.00	38	5.0	5.6	9.0
4.00	170	22.2	25.1	34.1
often	446	58.2	65.9	100.0
Total	677	88.4	100.0	
Missing System	89	11.6		
Total	766	100.0		

I feel a deep sense of responsibility for reducing pain and suffering in the world

	Frequency	Percent	Valid Percent	Cumulative Percent
never	31	4.0	4.8	4.8
2.00	24	3.1	3.7	8.5
3.00	90	11.7	13.9	22.4
Valid 4.00	152	19.8	23.5	46.0
often	349	45.6	54.0	100.0
Total	646	84.3	100.0	
Missing System	120	15.7		
Total	766	100.0		

I give significant portions of time and money to help other people

	Frequency	Percent	Valid Percent	Cumulative Percent
never	44	5.7	6.6	6.6
2.00	31	4.0	4.7	11.3
3.00	143	18.7	21.5	32.8
Valid 4.00	176	23.0	26.5	59.3
often	270	35.2	40.7	100.0
Total	664	86.7	100.0	
Missing System	102	13.3		
Total	766	100.0		

I feel God's presence in my relationships with other people

	Frequency	Percent	Valid Percent	Cumulative Percent
never	7	.9	1.0	1.0
2.00	7	.9	1.0	2.1
3.00	63	8.2	9.3	11.3
Valid 4.00	182	23.8	26.7	38.0
often	422	55.1	62.0	100.0
Total	681	88.9	100.0	
Missing System	85	11.1		
Total	766	100.0		

I feel my life is filled with meaning and purpose

	Frequency	Percent	Valid Percent	Cumulative Percent
never	16	2.1	2.4	2.4
2.00	15	2.0	2.3	4.7
3.00	35	4.6	5.3	10.0
Valid 4.00	159	20.8	24.0	33.9
often	438	57.2	66.1	100.0
Total	663	86.6	100.0	
Missing System	103	13.4		
Total	766	100.0		

I show that I care a great deal about reducing poverty in my country and throughout the world

	Frequency	Percent	Valid Percent	Cumulative Percent
never	61	8.0	9.5	9.5
2.00	43	5.6	6.7	16.2
3.00	96	12.5	14.9	31.1
Valid 4.00	138	18.0	21.5	52.6
often	305	39.8	47.4	100.0
Total	643	83.9	100.0	
Missing System	123	16.1		
Total	766	100.0		

I apply my faith to political and social issues

	Frequency	Percent	Valid Percent	Cumulative Percent
never	156	20.4	24.2	24.2
2.00	40	5.2	6.2	30.4
3.00	79	10.3	12.2	42.6
Valid 4.00	152	19.8	23.6	66.2
often	218	28.5	33.8	100.0
Total	645	84.2	100.0	
Missing System	121	15.8		
Total	766	100.0		

The things I do reflect a commitment to Jesus Christ

	Frequency	Percent	Valid Percent	Cumulative Percent
never	7	.9	1.0	1.0
2.00	11	1.4	1.6	2.7
3.00	46	6.0	6.8	9.5
Valid 4.00	215	28.1	32.0	41.5
often	393	51.3	58.5	100.0
Total	672	87.7	100.0	
Missing System	94	12.3		
Total	766	100.0		

I talk with other people about my faith

	Frequency	Percent	Valid Percent	Cumulative Percent
never	18	2.3	2.7	2.7
2.00	17	2.2	2.5	5.2
3.00	59	7.7	8.7	13.9
Valid 4.00	184	24.0	27.2	41.1
often	398	52.0	58.9	100.0
Total	676	88.3	100.0	
Missing System	90	11.7		
Total	766	100.0		

I have a real sense that God is guiding me

	Frequency	Percent	Valid Percent	Cumulative Percent
	never	4	.5	.6
	2.00	1	.1	.7
	3.00	22	2.9	4.0
Valid	4.00	93	12.1	17.6
	often	559	73.0	99.9
	6.00	1	.1	100.0
	Total	680	88.8	100.0
Missing	System	86	11.2	
Total		766	100.0	

I am spiritually moved by the beauty of God's creation

	Frequency	Percent	Valid Percent	Cumulative Percent
	never	8	1.0	1.2
	2.00	3	.4	1.7
	3.00	23	3.0	5.2
Valid	4.00	82	10.7	17.6
	often	544	71.0	82.4
	Total	660	86.2	100.0
Missing	System	106	13.8	
Total		766	100.0	

ATTITUDE TOWARD RELIGION

Descriptive Statistics

	N	Minimum	Maximum	Mean	Std. Deviation
I have often had a strong sense of God's presence	673	1.00	5.00	4.6850	.69138
My religion is important because it answers many questions about the meaning of life	676	1.00	5.00	4.6642	.78010
It is important to me to spend time in private thought and prayer	684	1.00	5.00	4.6637	.77162
I enjoy reading about Seventh-day Adventism	685	1.00	5.00	4.6029	.78360
Prayer is for peace and happiness	673	1.00	5.00	4.2006	1.20510
What religion offers me most is comfort in difficult times	669	1.00	5.00	4.1599	1.22468
Prayers I say when I am alone are as important to me as those I say in church	672	1.00	5.00	4.1324	1.25046
I try hard to live according to my religious beliefs	663	1.00	5.00	3.9864	1.34011
My whole approach to life is based on my religion	646	1.00	5.00	3.9845	1.27944
I would rather join a Bible study group than a church social group	663	1.00	5.00	3.8763	1.39694
I pray mainly to gain relief and protection	667	1.00	5.00	3.8456	1.43900
Although I believe in my religion, many other things are more important to me	674	1.00	5.00	2.7418	1.55870
I go to church because it helps me to make friends	671	1.00	5.00	2.6379	1.49875
I pray mainly because I have been taught to pray	656	1.00	5.00	2.6067	1.63012
Although I am religious, I don't let it affect my daily life	645	1.00	5.00	2.5938	1.58191
It doesn't much matter what I believe so long as I am good	631	1.00	5.00	2.2948	1.50722
Sometimes I have to disregard my religious beliefs because of what people might think of me	654	1.00	5.00	1.9862	1.48028
I go to church mainly because I enjoy seeing people I know there	654	1.00	5.00	1.9037	1.32298
I go to church mostly to spend time with my friends	653	1.00	5.00	1.8790	1.30445
Valid N (listwise)	489				

I enjoy reading about Seventh-day Adventism

	Frequency	Percent	Valid Percent	Cumulative Percent
Valid	I strongly disagree	14	1.8	2.0
	I tend to disagree	4	.5	.6
	I'm not sure	32	4.2	4.7
	I tend to agree	140	18.3	20.4
	I strongly agree	495	64.6	72.3
Total	685	89.4	100.0	
Missing	System	81	10.6	
Total		766	100.0	

I go to church because it helps me to make friends

	Frequency	Percent	Valid Percent	Cumulative Percent	
Valid	I strongly disagree	234	30.5	34.9	34.9
	I tend to disagree	105	13.7	15.6	50.5
	I'm not sure	113	14.8	16.8	67.4
	I tend to agree	108	14.1	16.1	83.5
	I strongly agree	111	14.5	16.5	100.0
	Total	671	87.6	100.0	
Missing	System	95	12.4		
Total		766	100.0		

It doesn't much matter what I believe so long as I am good

	Frequency	Percent	Valid Percent	Cumulative Percent	
Valid	I strongly disagree	301	39.3	47.7	47.7
	I tend to disagree	98	12.8	15.5	63.2
	I'm not sure	71	9.3	11.3	74.5
	I tend to agree	67	8.7	10.6	85.1
	I strongly agree	94	12.3	14.9	100.0
	Total	631	82.4	100.0	
Missing	System	135	17.6		
Total		766	100.0		

Sometimes I have to disregard my religious beliefs because of what people might think of me

	Frequency	Percent	Valid Percent	Cumulative Percent	
Valid	I strongly disagree	414	54.0	63.3	63.3
	I tend to disagree	59	7.7	9.0	72.3
	I'm not sure	39	5.1	6.0	78.3
	I tend to agree	60	7.8	9.2	87.5
	I strongly agree	82	10.7	12.5	100.0
	Total	654	85.4	100.0	
Missing	System	112	14.6		
Total		766	100.0		

It is important to me to spend time in private thought and prayer

	Frequency	Percent	Valid Percent	Cumulative Percent	
Valid	I strongly disagree	13	1.7	1.9	1.9
	I tend to disagree	10	1.3	1.5	3.4
	I'm not sure	19	2.5	2.8	6.1
	I tend to agree	110	14.4	16.1	22.2
	I strongly agree	532	69.5	77.8	100.0
	Total	684	89.3	100.0	
Missing	System	82	10.7		
Total		766	100.0		

I have often had a strong sense of God's presence

		Frequency	Percent	Valid Percent	Cumulative Percent
Valid	I strongly disagree	6	.8	.9	.9
	I tend to disagree	8	1.0	1.2	2.1
	I'm not sure	28	3.7	4.2	6.2
	I tend to agree	108	14.1	16.0	22.3
	I strongly agree	523	68.3	77.7	100.0
	Total	673	87.9	100.0	
Missing	System	93	12.1		
Total		766	100.0		

I pray mainly to gain relief and protection

		Frequency	Percent	Valid Percent	Cumulative Percent
Valid	I strongly disagree	87	11.4	13.0	13.0
	I tend to disagree	58	7.6	8.7	21.7
	I'm not sure	53	6.9	7.9	29.7
	I tend to agree	142	18.5	21.3	51.0
	I strongly agree	327	42.7	49.0	100.0
	Total	667	87.1	100.0	
Missing	System	99	12.9		
Total		766	100.0		

I try hard to live according to my religious beliefs

		Frequency	Percent	Valid Percent	Cumulative Percent
Valid	I strongly disagree	76	9.9	11.5	11.5
	I tend to disagree	26	3.4	3.9	15.4
	I'm not sure	65	8.5	9.8	25.2
	I tend to agree	160	20.9	24.1	49.3
	I strongly agree	336	43.9	50.7	100.0
	Total	663	86.6	100.0	
Missing	System	103	13.4		
Total		766	100.0		

What religion offers me most is comfort in difficult times

		Frequency	Percent	Valid Percent	Cumulative Percent
Valid	I strongly disagree	52	6.8	7.8	7.8
	I tend to disagree	30	3.9	4.5	12.3
	I'm not sure	54	7.0	8.1	20.3
	I tend to agree	156	20.4	23.3	43.6
	I strongly agree	377	49.2	56.4	100.0
	Total	669	87.3	100.0	
Missing	System	97	12.7		
Total		766	100.0		

My religion is important because it answers many questions about the meaning of life

	Frequency	Percent	Valid Percent	Cumulative Percent	
Valid	I strongly disagree	14	1.8	2.1	2.1
	I tend to disagree	8	1.0	1.2	3.3
	I'm not sure	22	2.9	3.3	6.5
	I tend to agree	103	13.4	15.2	21.7
	I strongly agree	529	69.1	78.3	100.0
	Total	676	88.3	100.0	
Missing	System	90	11.7		
Total		766	100.0		

I would rather join a Bible study group than a church social group

	Frequency	Percent	Valid Percent	Cumulative Percent	
Valid	I strongly disagree	82	10.7	12.4	12.4
	I tend to disagree	40	5.2	6.0	18.4
	I'm not sure	80	10.4	12.1	30.5
	I tend to agree	137	17.9	20.7	51.1
	I strongly agree	324	42.3	48.9	100.0
	Total	663	86.6	100.0	
Missing	System	103	13.4		
Total		766	100.0		

Prayer is for peace and happiness

	Frequency	Percent	Valid Percent	Cumulative Percent	
Valid	I strongly disagree	45	5.9	6.7	6.7
	I tend to disagree	35	4.6	5.2	11.9
	I'm not sure	59	7.7	8.8	20.7
	I tend to agree	135	17.6	20.1	40.7
	I strongly agree	399	52.1	59.3	100.0
	Total	673	87.9	100.0	
Missing	System	93	12.1		
Total		766	100.0		

Although I am religious, I don't let it affect my daily life

	Frequency	Percent	Valid Percent	Cumulative Percent	
Valid	I strongly disagree	260	33.9	40.3	40.3
	I tend to disagree	87	11.4	13.5	53.8
	I'm not sure	76	9.9	11.8	65.6
	I tend to agree	99	12.9	15.3	80.9
	I strongly agree	123	16.1	19.1	100.0
	Total	645	84.2	100.0	
Missing	System	121	15.8		
Total		766	100.0		

I go to church mostly to spend time with my friends

		Frequency	Percent	Valid Percent	Cumulative Percent
Valid	I strongly disagree	394	51.4	60.3	60.3
	I tend to disagree	92	12.0	14.1	74.4
	I'm not sure	76	9.9	11.6	86.1
	I tend to agree	34	4.4	5.2	91.3
	I strongly agree	57	7.4	8.7	100.0
	Total	653	85.2	100.0	
Missing	System	113	14.8		
Total		766	100.0		

My whole approach to life is based on my religion

		Frequency	Percent	Valid Percent	Cumulative Percent
Valid	I strongly disagree	56	7.3	8.7	8.7
	I tend to disagree	31	4.0	4.8	13.5
	I'm not sure	104	13.6	16.1	29.6
	I tend to agree	131	17.1	20.3	49.8
	I strongly agree	324	42.3	50.2	100.0
	Total	646	84.3	100.0	
Missing	System	120	15.7		
Total		766	100.0		

I go to church mainly because I enjoy seeing people I know there

		Frequency	Percent	Valid Percent	Cumulative Percent
Valid	I strongly disagree	392	51.2	59.9	59.9
	I tend to disagree	90	11.7	13.8	73.7
	I'm not sure	72	9.4	11.0	84.7
	I tend to agree	43	5.6	6.6	91.3
	I strongly agree	57	7.4	8.7	100.0
	Total	654	85.4	100.0	
Missing	System	112	14.6		
Total		766	100.0		

I pray mainly because I have been taught to pray

		Frequency	Percent	Valid Percent	Cumulative Percent
Valid	I strongly disagree	273	35.6	41.6	41.6
	I tend to disagree	89	11.6	13.6	55.2
	I'm not sure	59	7.7	9.0	64.2
	I tend to agree	93	12.1	14.2	78.4
	I strongly agree	142	18.5	21.6	100.0
	Total	656	85.6	100.0	
Missing	System	110	14.4		
Total		766	100.0		

Prayers I say when I am alone are as important to me as those I say in church

	Frequency	Percent	Valid Percent	Cumulative Percent	
Valid	I strongly disagree	52	6.8	7.7	7.7
	I tend to disagree	41	5.4	6.1	13.8
	I'm not sure	51	6.7	7.6	21.4
	I tend to agree	150	19.6	22.3	43.8
	I strongly agree	378	49.3	56.3	100.0
Total	672	87.7	100.0		
Missing	System	94	12.3		
Total		766	100.0		

Although I believe in my religion, many other things are more important to me

	Frequency	Percent	Valid Percent	Cumulative Percent	
Valid	I strongly disagree	229	29.9	34.0	34.0
	I tend to disagree	110	14.4	16.3	50.3
	I'm not sure	71	9.3	10.5	60.8
	I tend to agree	134	17.5	19.9	80.7
	I strongly agree	130	17.0	19.3	100.0
Total	674	88.0	100.0		
Missing	System	92	12.0		
Total		766	100.0		

RELATIONSHIP BETWEEN ATTITUDE TOWARD RELIGION AND AGE

Age is 30 years or younger		WAD
Sometimes I have to disregard my religious beliefs because of what people might think of me	Correlation Coefficient	-.085*
	Sig. (2-tailed)	.031
	N	648
I go to church mainly because I enjoy seeing people I know there	Correlation Coefficient	-.086*
	Sig. (2-tailed)	.029
	N	648
Although I believe in my religion, many other things are more important to me	Correlation Coefficient	-.163**
	Sig. (2-tailed)	.000
	N	668

Younger members of the church tend to disregard their religious beliefs because of what people might think of them, go to church mainly because they enjoy seeing people they know there, and consider other things more important than the religion they believe in.

RELATIONSHIP BETWEEN “BEING ADVENTIST BORN” AND CONFORMITY

ADVENTIST BORN – 1 CONVERTED - 2	WAD
Sometimes I have to disregard my religious beliefs because of what people might think of me	Correlation Coefficient Sig. (2-tailed) N
	.090* .022 646

The converted church members tend to disregard their religious beliefs because of what people might think of them.

FREQUENCY OF INVOLVEMENT IN RELIGIOUS ACTIVITIES

Descriptive Statistics

	N	Minimum	Maximum	Mean	Std. Deviation
Read the Bible	688	1.00	5.00	4.1686	.96250
Engage in personal devotions	672	1.00	5.00	4.1369	1.07360
Read the writings of Ellen G. White	664	1.00	5.00	2.7997	1.34330
Have family worship (Prayers or religious devotions you have together as a family away from church)	677	1.00	5.00	3.9409	1.37692
Valid N (listwise)	641				

Read the Bible

	Frequency	Percent	Valid Percent	Cumulative Percent
Valid never	20	2.6	2.9	2.9
Valid less than once a month	21	2.7	3.1	6.0
Valid about once a week	87	11.4	12.6	18.6
Valid more than once a week	255	33.3	37.1	55.7
Valid daily or more than once a day	305	39.8	44.3	100.0
Total	688	89.8	100.0	
Missing System	78	10.2		
Total	766	100.0		

Engage in personal devotions

	Frequency	Percent	Valid Percent	Cumulative Percent
Valid never	26	3.4	3.9	3.9
Valid less than once a month	28	3.7	4.2	8.0
Valid about once a week	107	14.0	15.9	24.0
Valid more than once a week	178	23.2	26.5	50.4
Valid daily or more than once a day	333	43.5	49.6	100.0
Total	672	87.7	100.0	
Missing System	94	12.3		
Total	766	100.0		

Read the writings of Ellen G. White

	Frequency	Percent	Valid Percent	Cumulative Percent	
Valid	never	126	16.4	19.0	19.0
	less than once a month	193	25.2	29.1	48.0
	about once a week	140	18.3	21.1	69.1
	more than once a week	98	12.8	14.8	83.9
	daily or more than once a day	107	14.0	16.1	100.0
Total	664	86.7	100.0		
Missing	System	102	13.3		
Total	766	100.0			

Have family worship (Prayers or religious devotions you have together as a family away from church)

	Frequency	Percent	Valid Percent	Cumulative Percent	
Valid	never	75	9.8	11.1	11.1
	less than once a month	51	6.7	7.5	18.6
	about once a week	59	7.7	8.7	27.3
	more than once a week	146	19.1	21.6	48.9
	daily or more than once a day	346	45.2	51.1	100.0
Total	677	88.4	100.0		
Missing	System	89	11.6		
Total	766	100.0			

RELATIONSHIP BETWEEN FREQUENCY OF INVOLVEMENT IN RELIGIOUS ACTIVITIES AND AGE

Age is 30 years or younger		WAD
Read the Bible	Correlation Coefficient	.177**
	Sig. (2-tailed)	.000
	N	681
Engage in personal devotions	Correlation Coefficient	.178**
	Sig. (2-tailed)	.000
	N	665
Have family worship (Prayers or religious devotions you have together as a family away from church)	Correlation Coefficient	.164**
	Sig. (2-tailed)	.000
	N	670

Older church members tend to be more involved in the religious activities listed above.

RELIGIOUS BELIEFS

Descriptive Statistics

	N	Minimum	Maximum	Mean	Std. Deviation
God loves everyone, and I should be all right in the end if I am a morally good person	661	1.00	4.00	3.5113	.90885
I believe in a personal God who seeks a relationship with human beings	669	1.00	4.00	3.7803	.61017
When you get right down to it, there are only two kinds of people in the world: the righteous, who will be rewarded by God, and the rest, who will not	654	1.00	4.00	3.6835	.74402
Christianity is about Jesus giving power to conquer sin in my life	652	1.00	4.00	3.5736	.82535
I am saved the moment I believe and accept what Jesus has done for me	667	1.00	4.00	3.7106	.67690
I believe that Jesus was born of a virgin	666	1.00	4.00	3.9039	.41377
The Seventh-day Adventist Church is God's true last-day church with a message to prepare the world for the Second Coming of Christ	667	1.00	4.00	3.9085	.35813
There is no body of teaching, or set of scriptures, which is completely without error or contradiction	634	1.00	4.00	2.4338	1.27791
Of all the people on earth, one group has a special relationship with God	637	1.00	4.00	3.0518	1.21268
A relationship with Jesus is important, but I will not get to heaven unless I obey God's law	658	1.00	4.00	3.5000	.95285
I expect the world as we know it to end within the next 20 years	634	1.00	4.00	2.0174	1.17693
If I have been baptized, I will make it to heaven if I remain a good person all my life	651	1.00	4.00	3.4009	.99720
I believe God created the world in exactly six days of 24 hours each in the relatively recent past	638	1.00	4.00	3.5862	.86149
I believe God created the world	642	1.00	4.00	3.9050	.41275
If I am to be saved, I need to be baptized into the Seventh-day Adventist church	639	1.00	4.00	3.2629	1.03529
The Adventist church believes in "present truth" which means beliefs might change over time	644	1.00	4.00	2.5543	1.29906
The true Sabbath is the seventh-day Saturday	656	1.00	4.00	3.8704	.46886
When a person dies their body remains in the grave and their soul sleeps until the resurrection	654	1.00	4.00	3.5229	.97688
*I believe witchcraft is real and even Christians can go to the witchdoctors for protection.	656	1.00	4.00	2.0442	1.29575
*The fact that men of God, such as Abraham, Jacob, David, and Solomon, were polygamists, shows that God approves polygamy.	658	1.00	4.00	1.5897	1.02570
Valid N (listwise)	483				

*Statements included in the African church survey

God loves everyone, and I should be all right in the end if I am a morally good person

		Frequency	Percent	Valid Percent	Cumulative Percent
Valid	strongly disagree	46	6.0	7.0	7.0
	disagree more than agree	52	6.8	7.9	14.8
	agree more than disagree	81	10.6	12.3	27.1
	strongly agree	482	62.9	72.9	100.0
	Total	661	86.3	100.0	
Missing	System	105	13.7		
Total		766	100.0		

I believe in a personal God who seeks a relationship with human beings

		Frequency	Percent	Valid Percent	Cumulative Percent
Valid	strongly disagree	17	2.2	2.5	2.5
	disagree more than agree	16	2.1	2.4	4.9
	agree more than disagree	64	8.4	9.6	14.5
	strongly agree	572	74.7	85.5	100.0
	Total	669	87.3	100.0	
Missing	System	97	12.7		
Total		766	100.0		

When you get right down to it, there are only two kinds of people in the world: the righteous, who will be rewarded by God, and the rest, who will not

		Frequency	Percent	Valid Percent	Cumulative Percent
Valid	strongly disagree	29	3.8	4.4	4.4
	disagree more than agree	23	3.0	3.5	8.0
	agree more than disagree	74	9.7	11.3	19.3
	strongly agree	528	68.9	80.7	100.0
	Total	654	85.4	100.0	
Missing	System	112	14.6		
Total		766	100.0		

Christianity is about Jesus giving power to conquer sin in my life

		Frequency	Percent	Valid Percent	Cumulative Percent
Valid	strongly disagree	41	5.4	6.3	6.3
	disagree more than agree	19	2.5	2.9	9.2
	agree more than disagree	117	15.3	17.9	27.1
	strongly agree	475	62.0	72.9	100.0
	Total	652	85.1	100.0	
Missing	System	114	14.9		
Total		766	100.0		

I am saved the moment I believe and accept what Jesus has done for me

		Frequency	Percent	Valid Percent	Cumulative Percent
Valid	strongly disagree	21	2.7	3.1	3.1
	disagree more than agree	21	2.7	3.1	6.3
	agree more than disagree	88	11.5	13.2	19.5
	strongly agree	537	70.1	80.5	100.0
	Total	667	87.1	100.0	
Missing	System	99	12.9		
Total		766	100.0		

I believe that Jesus was born of a virgin

		Frequency	Percent	Valid Percent	Cumulative Percent
Valid	strongly disagree	7	.9	1.1	1.1
	disagree more than agree	7	.9	1.1	2.1
	agree more than disagree	29	3.8	4.4	6.5
	strongly agree	623	81.3	93.5	100.0
	Total	666	86.9	100.0	
Missing	System	100	13.1		
Total		766	100.0		

The Seventh-day Adventist Church is God's true last-day church with a message to prepare the world for the Second Coming of Christ

		Frequency	Percent	Valid Percent	Cumulative Percent
Valid	strongly disagree	3	.4	.4	.4
	disagree more than agree	6	.8	.9	1.3
	agree more than disagree	40	5.2	6.0	7.3
	strongly agree	618	80.7	92.7	100.0
	Total	667	87.1	100.0	
Missing	System	99	12.9		
Total		766	100.0		

There is no body of teaching, or set of scriptures, which is completely without error or contradiction

		Frequency	Percent	Valid Percent	Cumulative Percent
Valid	strongly disagree	245	32.0	38.6	38.6
	disagree more than agree	63	8.2	9.9	48.6
	agree more than disagree	132	17.2	20.8	69.4
	strongly agree	194	25.3	30.6	100.0
	Total	634	82.8	100.0	
Missing	System	132	17.2		
Total		766	100.0		

Of all the people on earth, one group has a special relationship with God

		Frequency	Percent	Valid Percent	Cumulative Percent
Valid	strongly disagree	134	17.5	21.0	21.0
	disagree more than agree	50	6.5	7.8	28.9
	agree more than disagree	102	13.3	16.0	44.9
	strongly agree	351	45.8	55.1	100.0
	Total	637	83.2	100.0	
Missing	System	129	16.8		
Total		766	100.0		

A relationship with Jesus is important, but I will not get to heaven unless I obey God's law

		Frequency	Percent	Valid Percent	Cumulative Percent
Valid	strongly disagree	61	8.0	9.3	9.3
	disagree more than agree	33	4.3	5.0	14.3
	agree more than disagree	80	10.4	12.2	26.4
	strongly agree	484	63.2	73.6	100.0
	Total	658	85.9	100.0	
Missing	System	108	14.1		
Total		766	100.0		

I expect the world as we know it to end within the next 20 years

		Frequency	Percent	Valid Percent	Cumulative Percent
Valid	strongly disagree	313	40.9	49.4	49.4
	disagree more than agree	117	15.3	18.5	67.8
	agree more than disagree	84	11.0	13.2	81.1
	strongly agree	120	15.7	18.9	100.0
	Total	634	82.8	100.0	
Missing	System	132	17.2		
Total		766	100.0		

If I have been baptized, I will make it to heaven if I remain a good person all my life

		Frequency	Percent	Valid Percent	Cumulative Percent
Valid	strongly disagree	64	8.4	9.8	9.8
	disagree more than agree	53	6.9	8.1	18.0
	agree more than disagree	92	12.0	14.1	32.1
	strongly agree	442	57.7	67.9	100.0
	Total	651	85.0	100.0	
Missing	System	115	15.0		
Total		766	100.0		

I believe God created the world in exactly six days of 24 hours each in the relatively recent past

		Frequency	Percent	Valid Percent	Cumulative Percent
Valid	strongly disagree	45	5.9	7.1	7.1
	disagree more than agree	24	3.1	3.8	10.8
	agree more than disagree	81	10.6	12.7	23.5
	strongly agree	488	63.7	76.5	100.0
	Total	638	83.3	100.0	
Missing	System	128	16.7		
Total		766	100.0		

I believe God created the world

		Frequency	Percent	Valid Percent	Cumulative Percent
Valid	strongly disagree	7	.9	1.1	1.1
	disagree more than agree	6	.8	.9	2.0
	agree more than disagree	28	3.7	4.4	6.4
	strongly agree	601	78.5	93.6	100.0
	Total	642	83.8	100.0	
Missing	System	124	16.2		
Total		766	100.0		

If I am to be saved, I need to be baptized into the Seventh-day Adventist church

		Frequency	Percent	Valid Percent	Cumulative Percent
Valid	strongly disagree	71	9.3	11.1	11.1
	disagree more than agree	67	8.7	10.5	21.6
	agree more than disagree	124	16.2	19.4	41.0
	strongly agree	377	49.2	59.0	100.0
	Total	639	83.4	100.0	
Missing	System	127	16.6		
Total		766	100.0		

The Adventist church believes in “present truth” which means beliefs might change over time

	Frequency	Percent	Valid Percent	Cumulative Percent
Valid	strongly disagree	228	29.8	35.4
	disagree more than agree	66	8.6	45.7
	agree more than disagree	115	15.0	63.5
	strongly agree	235	30.7	100.0
	Total	644	84.1	100.0
Missing	System	122	15.9	
Total		766	100.0	

The true Sabbath is the seventh-day Saturday

	Frequency	Percent	Valid Percent	Cumulative Percent
Valid	strongly disagree	8	1.0	1.2
	disagree more than agree	11	1.4	2.9
	agree more than disagree	39	5.1	8.8
	strongly agree	598	78.1	100.0
	Total	656	85.6	100.0
Missing	System	110	14.4	
Total		766	100.0	

When a person dies their body remains in the grave and their soul sleeps until the resurrection

	Frequency	Percent	Valid Percent	Cumulative Percent
Valid	strongly disagree	65	8.5	9.9
	disagree more than agree	35	4.6	15.3
	agree more than disagree	47	6.1	22.5
	strongly agree	507	66.2	100.0
	Total	654	85.4	100.0
Missing	System	112	14.6	
Total		766	100.0	

Statements included in the African church survey**I believe witchcraft is real and even Christians can go to the witchdoctors for protection.**

	Frequency	Percent	Valid Percent	Cumulative Percent
Valid	strongly disagree	368	48.0	56.1
	disagree more than agree	59	7.7	65.1
	agree more than disagree	61	8.0	74.4
	strongly agree	168	21.9	100.0
	Total	656	85.6	100.0
Missing	System	110	14.4	
Total		766	100.0	

The fact that men of God, such as Abraham, Jacob, David, and Solomon, were polygamists, shows that God approves polygamy.

	Frequency	Percent	Valid Percent	Cumulative Percent
Valid	strongly disagree	464	60.6	70.5
	disagree more than agree	72	9.4	81.5
	agree more than disagree	50	6.5	89.1
	strongly agree	72	9.4	100.0
	Total	658	85.9	100.0
Missing	System	108	14.1	
Total		766	100.0	

RELATIONSHIP BETWEEN RELIGIOUS BELIEFS AND AGE

Age is 30 years or younger		WAD
God loves everyone, and I should be all right in the end if I am a morally good person	Correlation Coefficient N	-.168** 655
Christianity is about Jesus giving power to conquer sin in my life	Correlation Coefficient N	.079* 645
There is no body of teaching, or set of scriptures, which is completely without error or contradiction	Correlation Coefficient N	-.180** 628
I expect the world as we know it to end within the next 20 years	Correlation Coefficient N	-.151** 628
I believe God created the world	Correlation Coefficient N	.110** 636
The Adventist church believes in "present truth" which means beliefs might change over time	Correlation Coefficient N	-.114** 638
The true Sabbath is the seventh-day Saturday	Correlation Coefficient N	.084* 649
The fact that men of God, such as Abraham, Jacob, David, and Solomon, were polygamists, shows that God approves polygamy.	Correlation Coefficient N	-.157** 652

Beliefs with negative correlations are associated with the younger members of the church while those with positive correlations are associated with the older members of the church.

Your closest understanding of what the Bible is

	Frequency	Percent	Valid Percent	Cumulative Percent
	8	1.0	1.3	1.3
	11	1.4	1.8	3.2
	25	3.3	4.2	7.3
Valid	107	14.0	17.8	25.1
	62	8.1	10.3	35.4
	389	50.8	64.6	100.0
Total	602	78.6	100.0	
Missing	164	21.4		
Total	766	100.0		

Your closest understanding of the writings of Ellen G. White

	Frequency	Percent	Valid Percent	Cumulative Percent	
Valid	I don't know who Ellen G. White is	25	3.3	3.9	3.9
	Ellen G. White's writings contain no more truth or wisdom than do the religious works written by leaders of other denominations	16	2.1	2.5	6.4
	Ellen G. White was a person who created stories of supernatural guidance in order to explain the mysteries of life. Her writings contain a great deal of wisdom about the human experience	43	5.6	6.7	13.1
	Ellen G. White was inspired by God and presented God's message in terms of her own place and time	339	44.3	53.1	66.2
	Ellen G. White copied what God told her word for word, and wrote without being influenced by her own place and time	216	28.2	33.8	100.0
	Total	639	83.4	100.0	
Missing	System	127	16.6		
Total		766	100.0		

ACCEPTANCE OF SDA TEACHINGS

Jesus Christ is the son of God

	Frequency	Percent	Valid Percent	Cumulative Percent	
Valid	I embrace it wholeheartedly	601	78.5	89.0	89.0
	I accept it because the church teaches it	29	3.8	4.3	93.3
	I have some questions about it	1	.1	.1	93.5
	I have major doubts about it	5	.7	.7	94.2
	I don't accept it	5	.7	.7	95.0
	This question is not important to me	34	4.4	5.0	100.0
	Total	675	88.1	100.0	
Missing	System	91	11.9		
Total		766	100.0		

The investigative or pre-Advent judgment began in 1844

		Frequency	Percent	Valid Percent	Cumulative Percent
Valid	I embrace it wholeheartedly	372	48.6	57.8	57.8
	I accept it because the church teaches it	100	13.1	15.5	73.3
	I have some questions about it	42	5.5	6.5	79.8
	I have major doubts about it	49	6.4	7.6	87.4
	I don't accept it	30	3.9	4.7	92.1
	This question is not important to me	51	6.7	7.9	100.0
	Total	644	84.1	100.0	
Missing	System	122	15.9		
Total		766	100.0		

The Church's interpretation of end-time prophecies

		Frequency	Percent	Valid Percent	Cumulative Percent
Valid	I embrace it wholeheartedly	411	53.7	65.1	65.1
	I accept it because the church teaches it	118	15.4	18.7	83.8
	I have some questions about it	36	4.7	5.7	89.5
	I have major doubts about it	14	1.8	2.2	91.8
	I don't accept it	7	.9	1.1	92.9
	This question is not important to me	45	5.9	7.1	100.0
	Total	631	82.4	100.0	
Missing	System	135	17.6		
Total		766	100.0		

Ellen G. White was an inspired messenger to the Adventist church

		Frequency	Percent	Valid Percent	Cumulative Percent
Valid	I embrace it wholeheartedly	452	59.0	71.5	71.5
	I accept it because the church teaches it	97	12.7	15.3	86.9
	I have some questions about it	25	3.3	4.0	90.8
	I have major doubts about it	12	1.6	1.9	92.7
	I don't accept it	12	1.6	1.9	94.6
	This question is not important to me	34	4.4	5.4	100.0
	Total	632	82.5	100.0	
Missing	System	134	17.5		
Total		766	100.0		

Adventist standards regarding healthful living

	Frequency	Percent	Valid Percent	Cumulative Percent
Valid	I embrace it wholeheartedly	508	66.3	77.9
	I accept it because the church teaches it	64	8.4	87.7
	I have some questions about it	26	3.4	91.7
	I have major doubts about it	13	1.7	93.7
	I don't accept it	11	1.4	95.4
	This question is not important to me	30	3.9	100.0
	Total	652	85.1	100.0
Missing	System	114	14.9	
Total		766	100.0	

Adventist standards regarding modesty and simplicity in dress

	Frequency	Percent	Valid Percent	Cumulative Percent
Valid	I embrace it wholeheartedly	516	67.4	79.8
	I accept it because the church teaches it	50	6.5	87.5
	I have some questions about it	23	3.0	91.0
	I have major doubts about it	12	1.6	92.9
	I don't accept it	11	1.4	94.6
	This question is not important to me	35	4.6	100.0
	Total	647	84.5	100.0
Missing	System	119	15.5	
Total		766	100.0	

RELATIONSHIP BETWEEN ACCEPTANCE OF SDA TEACHINGS AND AGE

Age is 30 years or younger		WAD
The investigative or pre-Advent judgment began in 1844	Correlation Coefficient	-.105**
	Sig. (2-tailed)	.008
	N	637
Adventist standards regarding healthful living	Correlation Coefficient	-.096*
	Sig. (2-tailed)	.015
	N	645

1 – I embrace it wholeheartedly, ... , 6 – not important

Older church members tend to accept that the investigative or pre-Advent judgment began in 1844 and the Adventist standards regarding healthful living more than the younger members of the church.

How would you describe your attitude toward religion and spirituality?

		Frequency	Percent	Valid Percent	Cumulative Percent
Valid	I'm religious but not spiritual	55	7.2	8.2	8.2
	I'm spiritual but not religious	46	6.0	6.8	15.0
	I am both spiritual and religious	550	71.8	81.7	96.7
	I am neither spiritual nor religious	22	2.9	3.3	100.0
	Total	673	87.9	100.0	
Missing	System	93	12.1		
Total		766	100.0		

APPENDIX B – ENGLISH VERSION

**GENERAL CONFERENCE OF SEVENTH-DAY ADVENTIST
West-Central Africa Division**



**Valuegenesis Church Research Survey Instrument
Seventh-day Adventist Church Member Survey**

FAITH, BELIEFS, PERCEPTIONS, ATTITUDES AND ACTIONS

This questionnaire concerns your own beliefs, faith experience, perceptions, attitudes and involvement in your local church. The information you provide will help church leaders learn how to strengthen your local church and to better understand your religious life. You are one of those selected to take part, and your help is very important.

What you say in this survey is completely anonymous. We do not ask for your name, and there are no secret codes that can identify you by name.

Please answer ALL questions as honestly as possible. Do not ask anyone else how they think you should answer. We want to know your feelings, your beliefs, and your opinions. Do not spend too much time on any one question. Answer each question as seems best, then move quickly to the next one.

We need you to know that you have the right to not to participate if that is your preference. Your completion of this survey will help to make our findings much more representative and effective. We really want to thank you for helping us.

1. YOUR INFORMATION

We need to know some important information about you. Tick one option that applies to you.

1.1. How do you describe yourself?

- Black
- Caucasian/White
- East Asian
- Latin/Hispanic
- South Asian
- Other

1.2. What is your gender?

- Male Female

1.3. Are you a baptized member of the Seventh-day Adventist Church?

- Yes No

1.4. How old are you?

- | | | |
|---|----------------------------------|--|
| <input type="checkbox"/> Younger than 15 years of age | <input type="checkbox"/> 46 – 50 | <input type="checkbox"/> Older than 80 |
| <input type="checkbox"/> 16 – 20 | <input type="checkbox"/> 51 – 55 | |
| <input type="checkbox"/> 21 – 25 | <input type="checkbox"/> 56 – 60 | |
| <input type="checkbox"/> 26 – 30 | <input type="checkbox"/> 61 – 65 | |
| <input type="checkbox"/> 31 – 35 | <input type="checkbox"/> 66 – 70 | |
| <input type="checkbox"/> 36 – 40 | <input type="checkbox"/> 71 – 75 | |
| <input type="checkbox"/> 41 – 45 | <input type="checkbox"/> 76 – 80 | |

1.5. What country are you living in? _____

1.6. On the average, about how many times have you attended church services during the last year?

- None
- 1 – 2
- A few times
- Once a month
- 2-3 times a month
- 4 or more times a month

1.7. What is the highest level of school have you completed?

- Primary (elementary) school only
- Primary (elementary) and some secondary (high) school
- Finished secondary (high) school
- Some college or university
- College or university graduate
- Graduate school or professional school graduate

1.8. Have you attended a Seventh-day Adventist school, college or university? (Check all that apply)

- No SDA schooling
- Some SDA primary (elementary)
- Completed SDA primary (elementary)
- Some SDA secondary (high) school
- Completed SDA secondary (high) school
- Some SDA college or university
- Completed SDA college or university
- SDA graduate school or professional school

1.9. Have you been a Seventh-day Adventist from birth?

- Yes No

1.10. If not, then for how long have you been a Seventh-day Adventist? (What answer is the best answer for you?)

- | | |
|---|---|
| <input type="checkbox"/> Less than one year | <input type="checkbox"/> 26-30 years |
| <input type="checkbox"/> 1-4 years | <input type="checkbox"/> 31-35 years |
| <input type="checkbox"/> 5-10 years | <input type="checkbox"/> 36-40 years |
| <input type="checkbox"/> 11-15 years | <input type="checkbox"/> 41-45 years |
| <input type="checkbox"/> 16-20 years | <input type="checkbox"/> 46-50 years |
| <input type="checkbox"/> 21-25 years | <input type="checkbox"/> More than 50 years |

1.11. Are you employed by an institution that is owned by or affiliated with the Seventh-day Adventist Church?

- Yes No

2. ABOUT YOUR CHURCH

Think about the local church you now attend. How true of your church are each of these statements?

2.1. How often do you attend worship services at your church?

- A few times a year or less
- Once every month or two
- Two or three times a month
- About once a week
- More than once a week

2.2. I would PREFER to go to church:

- A few times a year or less
- Once every month or two
- Two or three times a month
- About once a week
- More than once a week

2.3. How do you consider your involvement in your church? (Mark the answer below that is the closest description of your attachment to your church)

- I do not participate at all in church activities
- I consider myself an observer
- I consider myself a casual participant
- I consider myself an active participant
- I consider myself a leader in my church

2.4. How satisfied are you with the church you attend? Circle one)

Very dissatisfied				Neutral					Very satisfied
1	2	3	4	5	6	7	8	9	10

2.5. What characteristics of church life would make you consider leaving your local Seventh-day Adventist church to worship in *another congregation of a different faith*?

- When sermons are boring
- When church is cold and unfriendly
- When there are no activities beyond weekend services
- When worship services are not meaningful
- Other _____ (Add a sentence that answers this)

2.6. What characteristics of church life would make you consider leaving your local Seventh-day Adventist church to worship in *another Seventh-day Adventist Church*?

- When sermons are boring
- When church is cold and unfriendly
- When there are no activities beyond weekend services
- When worship services are not meaningful
- Other _____ (Add a sentence that answers this)

2.7. What characteristics of church life would make you consider leaving your local Seventh-day Adventist church to worship *at home*?

- When sermons are boring
- When church is cold and unfriendly
- When there are no activities beyond weekend services
- When worship services are not meaningful
- Other _____ (Add a sentence that answers this)

2.36	Shows true spiritual leadership in our church community	1	2	3	4	5
2.37	Receptive of new ideas	1	2	3	4	5
2.38	Thorough in pastoral duties	1	2	3	4	5

In your experiences with the Seventh-day Adventist Church and your local church leadership, how often are the following statements true or not true? Circle the number that describes your answer:

1 – No opinion 2 – Never true 3 – Rarely true 4 – True 5 – Often true 6 – Always true

Your local church leadership...

2.39	is open to new ideas	1	2	3	4	5	6
2.40	clearly communicates the mission of the Church	1	2	3	4	5	6
2.41	is doing enough to engage members in mission	1	2	3	4	5	6
2.42	is easy to talk with	1	2	3	4	5	6
2.43	is active in assisting our local church	1	2	3	4	5	6
2.44	is responsive to local community needs	1	2	3	4	5	6
2.45	is out of touch with our local church needs	1	2	3	4	5	6
2.46	is supportive of involving young people in worship services	1	2	3	4	5	6
2.47	is creative	1	2	3	4	5	6
2.48	is supportive of our local or conference school	1	2	3	4	5	6

2.49. In thinking about what originally brought you to this congregation, what originally attracted you to attend this congregation? (You may pick more than one answer)

- My friends are there
- Adult education program
- The music program
- The worship style
- The doctrines of the church
- The minister
- Proximity to where I live
- Other: _____ (Add a brief sentence)
- The church's reputation
- Child and Youth program
- The community outreach
- The self-help groups
- The denominational ties
- An evangelism program

2.50. In thinking about what originally brought you to this congregation, what is the foremost reason you remain a part of this congregation? (You may pick more than one answer)

- My friends are there
- Adult education program
- The music program
- The worship style
- The doctrines of the church
- The minister
- Proximity to where I live
- Other: _____ (Add a brief sentence)
- The church's reputation
- Child and Youth program
- The community outreach
- The self-help groups
- The denominational ties
- An evangelism program

How important are the following personal traits in your pastoral leadership in your local church? Circle the number that describes your answer:

- 1 – Not important
- 2 – Slightly important
- 3 – Fairly important
- 4 – Quite important
- 5 – Very important

2.51	Expertise in biblical and theological matters	1	2	3	4	5
2.52	Emphasis on spiritual development and growth	1	2	3	4	5
2.53	Thought-provoking and challenging	1	2	3	4	5
2.54	Comforting and reassuring	1	2	3	4	5
2.55	Biblical preaching and teaching	1	2	3	4	5
2.56	Preaching and teaching on contemporary issues	1	2	3	4	5
2.57	New approaches and ideas	1	2	3	4	5
2.58	Does things as they have always been done	1	2	3	4	5
2.59	Strong and decisive decision-maker	1	2	3	4	5
2.60	Encourages lay decision-making	1	2	3	4	5
2.61	Relaxed interpersonal style	1	2	3	4	5
2.62	Formal interpersonal style	1	2	3	4	5
2.63	Works hard to accomplish tasks	1	2	3	4	5
2.64	Places feelings of others ahead of achieving goals	1	2	3	4	5
2.65	Helps people figure things out for themselves	1	2	3	4	5
2.66	Advises people what to do	1	2	3	4	5
2.67	Reflective and reserved	1	2	3	4	5
2.68	Outgoing and socially engaging	1	2	3	4	5
2.69	Maintains a balanced life	1	2	3	4	5
2.70	Gives whole self to the church	1	2	3	4	5

2.71. Overall, to what extent do you think the congregation needs to increase or improve its efforts in *outreach*?

- We're doing too much now
- We are doing fine as is
- Should increase or improve to some extent
- Should increase or improve to a great extent

2.72. Overall, to what extent do you think the congregation needs to increase or improve its efforts in *caring and nurture*?

- We're doing too much now
- We are doing fine as is
- Should increase or improve to some extent
- Should increase or improve to a great extent

2.73. To what extent would you personally be willing to get more involved in outreach by your congregation?

- Not at all
- To some extent
- To a moderate extent
- To a great extent

2.74. Without the support of the worship service in my local church, I feel my faith might gradually fade away

- Not at all
- To some extent
- To a moderate extent
- To a great extent

3.31	Most members want to be challenged to think about religious issues and ideas	1	2	3	4	5
3.32	It is friendly	1	2	3	4	5
3.33	It challenges my thinking	1	2	3	4	5
3.34	It encourages me to ask questions	1	2	3	4	5
3.35	Strangers feel welcome	1	2	3	4	5
3.36	It expects people to learn and think	1	2	3	4	5
3.37	It stretches me in worship	1	2	3	4	5
3.38	It provides fellowship	1	2	3	4	5

3.39. Which of the following best describes your commitment to Jesus Christ (MARK ONE)

- I am not committed to Christ
- I am not sure if I am committed to Christ
- I committed my life to Christ at a specific moment in my life, but it didn't last
- My commitment to Christ has developed gradually over a period of time
- My commitment to Christ came suddenly and I was changed
- I've been committed to Christ since I was a young child and continue to be committed to Him now.

How true is each of the following statements for you personally? Score these questions on a scale of 1 to 5 with 1 being "Never" and 5 being "Often."

Never
1 2 3 4 5 Often

3.40	I help others with their religious questions and struggles	1	2	3	4	5
3.41	I seek out opportunities to help me grow spiritually	1	2	3	4	5
3.42	I feel a deep sense of responsibility for reducing pain and suffering in the world	1	2	3	4	5
3.43	I give significant portions of time and money to help other people	1	2	3	4	5
3.44	I feel God's presence in my relationships with other people	1	2	3	4	5
3.45	I feel my life is filled with meaning and purpose	1	2	3	4	5
3.46	I show that I care a great deal about reducing poverty in my country and throughout the world	1	2	3	4	5
3.47	I apply my faith to political and social issues	1	2	3	4	5
3.48	The things I do reflect a commitment to Jesus Christ	1	2	3	4	5
3.49	I talk with other people about my faith	1	2	3	4	5
3.50	I have a real sense that God is guiding me	1	2	3	4	5
3.51	I am spiritually moved by the beauty of God's creation	1	2	3	4	5

The following are a few questions about your attitude toward religion. Circle the number that describes your answer.

1 – I strongly disagree
2 – I tend to disagree

3 – I'm not sure
4 – I tend to agree

5 – I strongly agree

3.52	I enjoy reading about Seventh-day Adventism	1	2	3	4	5
3.53	I go to church because it helps me to make friends	1	2	3	4	5
3.54	It doesn't much matter what I believe so long as I am good	1	2	3	4	5

4.3	When you get right down to it, there are only two kinds of people in the world: the righteous, who will be rewarded by God, and the rest, who will not	1	2	3	4
4.4	Christianity is about Jesus giving power to conquer sin in my life	1	2	3	4
4.5	I am saved the moment I believe and accept what Jesus has done for me	1	2	3	4
4.6	I believe that Jesus was born of a virgin	1	2	3	4
4.7	The Seventh-day Adventist Church is God's true last-day church with a message to prepare the world for the Second Coming of Christ	1	2	3	4
4.8	There is no body of teaching, or set of scriptures, which is completely without error or contradiction	1	2	3	4
4.9	Of all the people on earth, one group has a special relationship with God	1	2	3	4
4.10	A relationship with Jesus is important, but I will not get to heaven unless I obey God's law	1	2	3	4
4.11	I expect the world as we know it to end within the next 20 years	1	2	3	4
4.12	If I have been baptized, I will make it to heaven if I remain a good person all my life	1	2	3	4
4.13	I believe God created the world in exactly six days of 24 hours each in the relatively recent past	1	2	3	4
4.14	I believe God created the world	1	2	3	4
4.15	If I am to be saved, I need to be baptized into the Seventh-day Adventist church	1	2	3	4
4.16	The Adventist church believes in "present truth" which means beliefs might change over time	1	2	3	4
4.17	The true Sabbath is the seventh-day Saturday	1	2	3	4
4.18	When a person dies their body remains in the grave and their soul sleeps until the resurrection	1	2	3	4
4.19	I believe witchcraft is real and even Christians can go to the witchdoctors for protection.	1	2	3	4
4.20	The fact that men of God, such as Abraham, Jacob, David, and Solomon, were polygamists, shows that God approves polygamy.	1	2	3	4

4.21. Read the following statements carefully: then mark next to ONE statement that is closest to your understanding of what the Bible is.

- The Bible contains no more truth or wisdom than do the religious books of other world religions
- The Bible is the work of people who collected stories that had been created to explain the mysteries of life. It contains a great deal of wisdom about the human experience
- The Bible is the work of people who genuinely loved God and who wanted to share their understanding of God's activity in the world
- The Bible is the work of people who were inspired by God and who represented God's message in terms of their own place and time
- The Bible is the work of people who copied what God told them word for word, and who wrote without being influenced by their own place and time
- The Bible is the work of people who were inspired by God and who, though expressing their message in terms of their own time and place, expressed eternal truths

4.22. Read the following statements carefully; then mark next to ONE statement that is closest to your understanding of the writings of Ellen G. White.

- I don't know who Ellen G. White is
- Ellen G. White's writings contain no more truth or wisdom than do the religious works written by leaders of other denominations
- Ellen G. White was a person who created stories of supernatural guidance in order to explain the mysteries of life. Her writings contain a great deal of wisdom about the human experience
- Ellen G. White was inspired by God and presented God's message in terms of her own place and time
- Ellen G. White copied what God told her word for word, and wrote without being influenced by her own place and time

To what extent do you accept the following individual teachings of the Seventh-day Adventist church? Circle the number that describes your best answer.

- | | |
|--|---|
| 1 – I embrace it wholeheartedly | 4 – I have major doubts about it |
| 2 – I accept it because the church teaches it | 5 – I don't accept it |
| 3 – I have some questions about it | 6 – This question is not important to me |

4.23	Jesus Christ is the son of God	1	2	3	4	5	6
4.24	The investigative or pre-Advent judgment began in 1844	1	2	3	4	5	6
4.25	The Church's interpretation of end-time prophecies	1	2	3	4	5	6
4.26	Ellen G. White was an inspired messenger to the Adventist church	1	2	3	4	5	6
4.27	Adventist standards regarding healthful living	1	2	3	4	5	6
4.28	Adventist standards regarding modesty and simplicity in dress	1	2	3	4	5	6

4.29. How would you describe your attitude toward religion and spirituality?

- I'm religious but not spiritual
- I'm spiritual but not religious
- I am both spiritual and religious
- I am neither spiritual nor religious

*Thank you for helping us with this Church Member Survey.
We sincerely appreciate your help in this research project.*

APPENDIX C – FRENCH VERSION



CONFERENCE GENERALE DES ADVENTISTES DU SEPTIÈME JOUR
West-Central Africa Division

Instrument d'Etude et de Recherche pour l'Eglise Valuegenesis
Etude des Membres de l'Eglise Adventiste

Foi, Croyances, Perceptions, Attitudes et Actions

Ce questionnaire concerne vos propres croyances, votre expérience de foi, vos perceptions, vos attitudes et votre implication dans votre église locale. Les informations que vous fournirez aideront les leaders de l'église à savoir comment renforcer votre église locale et de mieux comprendre votre vie religieuse. Vous êtes l'une des personnes sélectionnées pour y participer, et votre aide est d'une grande importance.

Ce que vous dites dans cette enquête est anonyme. Nous ne demandons pas votre nom, et il n'y a pas de codes secrets qui peuvent vous identifier.

Veillez répondre à TOUTES les questions de façon la plus honnête possible. Ne demandez à personne d'autre ce qu'ils pensent de ce que vous devriez répondre. Nous voulons connaître vos sentiments, vos croyances, et votre opinion. Ne passez pas trop de temps sur une question seulement. Répondez à chaque question au mieux, puis passez rapidement à la suivante.

Nous voulons que vous sachiez que vous avez le droit de ne pas participer si vous le préférez. Une fois achevée, cette enquête aidera à ce que nos résultats soient plus représentatifs et efficaces. Nous voulons vraiment vous remercier pour votre aide.

1. VOS DÉTAILS

Nous devons connaître quelques détails vous concernant. Cochez l'option qui s'applique à vous.

1.1. Comment vous décrivez-vous?

- Noir
- Caucasien/Blanc
- Asiatique de l'est
- Latino/Hispanique
- Asiatique du sud
- Autre

1.2. De quel genre êtes-vous?

- Masculin
- Féminin

1.3. Etes-vous un membre baptisé de l'Eglise Adventiste du septième jour?

- Oui
- Non

1.4. Quel âge avez-vous?

- | | | |
|--|----------------------------------|---|
| <input type="checkbox"/> Moins de 15 ans | <input type="checkbox"/> 46 – 50 | <input type="checkbox"/> Plus de 80 ans |
| <input type="checkbox"/> 16 – 20 | <input type="checkbox"/> 51 – 55 | |
| <input type="checkbox"/> 21 – 25 | <input type="checkbox"/> 56 – 60 | |
| <input type="checkbox"/> 26 – 30 | <input type="checkbox"/> 61 – 65 | |
| <input type="checkbox"/> 31 – 35 | <input type="checkbox"/> 66 – 70 | |
| <input type="checkbox"/> 36 – 40 | <input type="checkbox"/> 71 – 75 | |
| <input type="checkbox"/> 41 – 45 | <input type="checkbox"/> 76 – 80 | |

1.5. Dans quel pays résidez-vous? _____

1.6. Dans la moyenne, environ combien de fois êtes-vous allé à un service d'église l'année dernière ?

- Aucun
- 1 – 2
- Quelques fois
- Une fois par mois
- 2 – 3 fois par mois
- 4 ou plus de fois par mois

1.7. Quel est votre niveau de scolarité?

- Ecole primaire (élémentaire) seulement
- Ecole primaire (élémentaire) et un peu d'école secondaire
- Ecole secondaire complétée
- Peu de temps à l'université
- Diplômé d'université
- Diplômé d'école professionnelle

1.8. Etes-vous allé à une école, collège ou université Adventiste du septième Jour?

(Cochez tout ce qui est applicable)

- Jamais scolarisé dans un établissement adventiste
- Peu de temps en primaire (Adventiste)
- Ecole primaire adventiste complétée
- Peu de temps en secondaire (Adventiste)
- Ecole secondaire adventiste complétée
- Peu de temps à l'université (Adventiste)
- Etude universitaire adventiste complétée
- Ecole professionnelle adventiste

1.9. Etes-vous un Adventiste du septième jour depuis la naissance?

- Oui Non

1.10. Sinon, depuis quand êtes-vous un Adventiste du septième jour? (Quelle est la meilleure réponse pour vous?)

- | | |
|--|---|
| <input type="checkbox"/> Moins d'un an | <input type="checkbox"/> 26-30 ans |
| <input type="checkbox"/> 1-4 ans | <input type="checkbox"/> 31-35 ans |
| <input type="checkbox"/> 5-10 ans | <input type="checkbox"/> 36-40 ans |
| <input type="checkbox"/> 11-15 ans | <input type="checkbox"/> 41-45 ans |
| <input type="checkbox"/> 16-20 ans | <input type="checkbox"/> 46-50 ans |
| <input type="checkbox"/> 21-25 ans | <input type="checkbox"/> Plus de 50 ans |

1.11. Etes-vous employé par une institution qui appartient ou est affilié à l'Eglise Adventiste du septième jour ?

- Oui Non

2. VOTRE ÉGLISE

Pensez à l'église que vous fréquentez maintenant. Combien vrai est chacune de ces déclarations?

2.1. Combien de fois allez-vous aux services d'adoration de votre église?

- Très peu de fois par an
- Une fois par mois ou chaque deux mois
- Deux à trois fois par mois
- Une fois par semaine
- Plus d'une fois par semaine

2.2. J'aurai PRÉFÉRÉ aller à l'église:

- Quelque fois par an ou moins
- Une fois ou deux fois par mois
- Deux ou trois fois par mois
- Environ une fois par semaine
- Plus d'une fois par semaine

2.3. Comment considérez-vous votre implication dans votre église?

(Cochez la réponse qui décrit le mieux votre attachement à votre église)

- Je ne participe pas à toutes les activités d'église
- Je me considère comme un observateur
- Je me considère comme un participant informel
- Je me considère comme un participant actif
- Je me considère comme un leader dans mon église

2.4. Etes-vous satisfait de l'église que vous fréquentez? (Encerclez un chiffre)

Pas satisfait	Neutre	Très satisfait
1 2 3 4 5	6 7 8	9 10

2.5. Quels caractéristiques de la vie d'église vous feraient considérer de quitter votre église Adventiste du septième jour locale pour adorer dans une autre congrégation de foi différente?

- Quand les sermons sont ennuyeux
- Quand l'église est froide et peu chaleureuse
- Quand il n'y a pas d'activités en dehors des services du weekend
- Quand les services d'adoration n'ont pas de sens
- Autre _____

2.6. Quels caractéristiques de la vie d'église vous feraient considérer de quitter votre église Adventiste du septième jour locale pour adorer dans une autre Eglise Adventiste du septième jour?

- Quand les sermons sont ennuyeux
- Quand l'église est froide et peu chaleureuse
- Quand il n'y a pas d'activités en dehors des services du weekend
- Quand les services d'adoration n'ont pas de sens
- Autre _____

2.7. Quels caractéristiques de la vie d'église vous feraient considérer de quitter votre église Adventiste du septième jour locale pour adorer à la maison?

- Quand les sermons sont ennuyeux
- Quand l'église est froide et peu chaleureuse
- Quand il n'y a pas d'activités en dehors des services du weekend
- Quand les services d'adoration n'ont pas de sens
- Autre _____

Pensez à votre expérience avec votre église. (Incluez l'Ecole du Sabbat, Etudes bibliques, programmes de jeunesse, ministères d'évangélisation, services d'adoration et ce qui y ressemble.) Pour chacune de ces déclarations, encerclez le numéro qui vous semble plus près de la vérité :

1 – Jamais 2 – Quelques fois 3 – Souvent 4 – Presque tout le temps

2.8	Les programmes de mon église sont intéressants	1	2	3	4
2.9	Les programmes de mon église me font réfléchir	1	2	3	4
2.10	Les moniteurs de l'Ecole du Sabbat ou les leaders me connaissent bien	1	2	3	4
2.11	Mon pasteur me connaît bien	1	2	3	4
2.12	Les leaders de l'église sont chaleureux et amicaux	1	2	3	4
2.13	Je peux être moi-même à l'église (ne pas faire semblant)	1	2	3	4
2.14	Les leaders de notre église prennent soin de moi	1	2	3	4
2.15	J'anticipe d'aller aux programmes de mon église	1	2	3	4
2.16	Je vais aux programmes de l'église parce que j'en ai envie	1	2	3	4
2.17	Mon église m'aide à m'approcher plus de Dieu	1	2	3	4
2.18	Je vais aux réunions de cellules organisées par l'église	1	2	3	4
2.19	Je me sens inconfortable/coupable quand je ne vais pas à l'église la plupart des weekends	1	2	3	4
2.20	Je me sens fier de mon église et de son rôle aussi bien que de sa réputation au sein de la communauté	1	2	3	4

Est-ce que vous soutenez votre église par vos dons ? Si OUI, voyez les options 2.21 – 2.29. Si NON, aller à la question 2.30. Encerclez le numéro qui décrit le mieux votre implication dans les opportunités d'offrandes suivantes pour votre église locale. Choisissez parmi ces réponses :

1 – Jamais 2 – Rarement 3 – Parfois 4 – Souvent 5 – Tout le temps 6 – Pas applicable

2.21	Par ma dîme	1	2	3	4	5	6
2.22	Offrandes de l'Ecole du Sabbat	1	2	3	4	5	6
2.23	L'éducation chrétienne	1	2	3	4	5	6
2.24	Le fond de construction pour l'église	1	2	3	4	5	6
2.25	Le programme de mission de l'église	1	2	3	4	5	6
2.26	Les projets d'évangélisation de l'église	1	2	3	4	5	6
2.27	Je donne d'avantage pour l'offrande du 13ème Sabbat	1	2	3	4	5	6
2.28	Je soutiens l'école locale de l'église	1	2	3	4	5	6
2.29	Par des fonds fiduciaires	1	2	3	4	5	6

Sur une échelle de 1 à 5 avec le numéro 1 étant le plus bas « pas du tout » et le numéro 5 le plus haut étant « beaucoup », encerclez le numéro qui décrit le mieux votre pasteur.

Pas du tout

Beaucoup

1

2

3

4

5

2.30	Enthousiaste à propos du ministère	1	2	3	4	5
2.31	Utile en cas de besoin	1	2	3	4	5
2.32	Inspire	1	2	3	4	5
2.33	Visite occasionnellement les membres d'église chez eux	1	2	3	4	5
2.34	Sensible aux besoins des autres	1	2	3	4	5
2.35	Un bon prédicateur	1	2	3	4	5

2.36	Montre un leadership spirituel authentique au sein de la communauté de votre église	1	2	3	4	5
2.37	Réceptif aux nouvelles idées	1	2	3	4	5
2.38	Méthodiques dans ses tâches pastorales	1	2	3	4	5

Dans votre expérience avec l'Eglise Adventiste du septième jour et le leadership de votre église locale, est-ce que les déclarations suivantes sont souvent vraies ou pas ? Encerclez le numéro qui convient à votre réponse :

- 1 – Pas d'opinion 2 – Jamais vrai 3 – Rarement vrai 4 – Vrai
5- Souvent vrai 6 – Toujours vrai

Votre leadership d'église locale...

2.39	Est ouvert aux nouvelles idées	1	2	3	4	5	6
2.40	Communique clairement la mission de l'Eglise	1	2	3	4	5	6
2.41	Fait suffisamment pour engager les membres dans la mission	1	2	3	4	5	6
2.42	On leur parle facilement	1	2	3	4	5	6
2.43	Est actif à aider l'église locale	1	2	3	4	5	6
2.44	Répond aux besoins de la communauté locale	1	2	3	4	5	6
2.45	Hors de portée avec les besoins de l'église locale	1	2	3	4	5	6
2.46	Soutient l'implication des jeunes dans les services d'adoration	1	2	3	4	5	6
2.47	Est créatif	1	2	3	4	5	6
2.48	Soutient notre école locale ou l'école de la fédération / mission	1	2	3	4	5	6

2.49. Qui vous a amené à cette congrégation, qu'est-ce qui vous a originalement attiré à vous joindre à cette congrégation ? (Vous pouvez choisir plus d'une réponse)

- | | |
|---|---|
| <input type="checkbox"/> Mes amis sont là | <input type="checkbox"/> La réputation de l'église |
| <input type="checkbox"/> Le programme d'éducation pour adulte | <input type="checkbox"/> Le programme pour enfant et pour la jeunesse |
| <input type="checkbox"/> Le programme de musique | <input type="checkbox"/> L'évangélisation pour la communauté |
| <input type="checkbox"/> Le style d'adoration | <input type="checkbox"/> Les groupes d'entraide |
| <input type="checkbox"/> Les doctrines de l'église | <input type="checkbox"/> Les liens de la congrégation |
| <input type="checkbox"/> Le pasteur | <input type="checkbox"/> Un programme d'évangélisation |
| <input type="checkbox"/> La proximité où j'habite | |
| <input type="checkbox"/> Autre: _____ | |

2.50. Dans la pensée de ce qui vous a originalement amené à cette congrégation, quelle est la principale raison qui vous a fait rester pour faire partie de cette congrégation? (Vous pouvez choisir plus d'une réponse)

- | | |
|---|---|
| <input type="checkbox"/> Mes amis sont là | <input type="checkbox"/> La réputation de l'église |
| <input type="checkbox"/> Le programme d'éducation pour adulte | <input type="checkbox"/> Le programme pour enfant et pour la jeunesse |
| <input type="checkbox"/> Le programme de musique | <input type="checkbox"/> L'évangélisation pour la communauté |
| <input type="checkbox"/> Le style d'adoration | <input type="checkbox"/> Les groupes d'entraide |
| <input type="checkbox"/> Les doctrines de l'église | <input type="checkbox"/> Les liens de la congrégation |
| <input type="checkbox"/> Le pasteur | <input type="checkbox"/> Un programme d'évangélisation |
| <input type="checkbox"/> La proximité où j'habite | |
| <input type="checkbox"/> Autre: _____ | |

De quelle importance sont les traits personnels suivants de votre leadership pastoral dans votre église locale ? Encerclez le numéro qui décrit votre réponse:

1 – Pas important

3 – Assez important

5 – Très important

2 – Légèrement important

4 - Tout a fait important

2.51	Expertise dans les sujets bibliques et théologiques	1	2	3	4	5
2.52	Emphase sur le développement et la croissance spirituels	1	2	3	4	5
2.53	Provoque la pensée et pose des défis	1	2	3	4	5
2.54	Réconfortant et rassurant	1	2	3	4	5
2.55	Prédication biblique et enseignement	1	2	3	4	5
2.56	Prêche et enseigne les sujets contemporains	1	2	3	4	5
2.57	Nouvelles approches et idées	1	2	3	4	5
2.58	Fait les choses comme elles l'ont toujours été	1	2	3	4	5
2.59	Preneur de décisions fermes et décisifs	1	2	3	4	5
2.60	Encourage les décisions des laïques	1	2	3	4	5
2.61	Style interpersonnel détendu	1	2	3	4	5
2.62	Style interpersonnel formel	1	2	3	4	5
2.63	Travaille dur pour accomplir les tâches	1	2	3	4	5
2.64	Met les sentiments des autres avant l'accomplissement d'objectifs	1	2	3	4	5
2.65	Aide les gens à prendre conscience des choses	1	2	3	4	5
2.66	Conseille aux personnes ce qu'il faut faire	1	2	3	4	5
2.67	Réfléchi et réservé	1	2	3	4	5
2.68	Extraverti et s'engage socialement	1	2	3	4	5
2.69	Maintient une vie équilibrée	1	2	3	4	5
2.70	Se donne complètement à l'église	1	2	3	4	5

2.71. Dans l'ensemble, à quelle mesure pensez-vous que la congrégation a besoin d'augmenter ou d'améliorer ses efforts dans l'évangélisation?

- Nous faisons trop en ce moment
- Nous faisons bien
- Devrions augmenter ou améliorer dans une petite mesure
- Devrions augmenter ou améliorer dans une grande mesure

2.72. Dans l'ensemble, à quelle mesure pensez-vous que la congrégation a besoin d'augmenter ou d'améliorer ses efforts de prendre soin et d'enseigner?

- Nous faisons trop en ce moment
- Nous faisons bien
- Devrions augmenter ou améliorer dans une petite mesure
- Devrions augmenter ou améliorer dans une grande mesure

2.73. Dans quelle mesure aimeriez-vous être personnellement être plus impliqué dans l'évangélisation de votre congrégation?

- Pas du tout
- Dans une petite mesure
- Dans une mesure modérée
- Dans une grande mesure

2.74. Sans le soutien du service d'adoration de mon église locale, je sens que ma foi pourrait graduellement disparaître

- Pas du tout
- Dans une petite mesure
- Dans une mesure modérée
- Dans une grande mesure

2.75. J'utilise des informations sur l'internet comme moyen pour faire grandir ma foi.

- Pas du tout
- Dans une petite mesure
- Dans une mesure modérée
- Dans une grande mesure

3. VOTRE VIE RELIGIEUSE

Comment est-ce que les choses suivantes vous ont-ils aidé à développer votre vie religieuse ? Encerchez le numéro qui décrit votre réponse. Si vous n'êtes jamais impliqué, choisissez « Ne s'applique pas à moi ».

1 – Ne s'applique pas à moi

2 – Pas du tout

3 - Quelques fois

4 – Souvent

5 – Beaucoup

3.1	Ecole du Sabbat	1	2	3	4	5
3.2	Etude personnelle de la Bible et prière	1	2	3	4	5
3.3	Services d'adoration de l'église	1	2	3	4	5
3.4	Culte de famille	1	2	3	4	5
3.5	Réunions de prière	1	2	3	4	5
3.6	Semaines de prière à l'église	1	2	3	4	5
3.7	Retraites d'église	1	2	3	4	5
3.8	Evangélisation de l'église à la communauté	1	2	3	4	5
3.9	Projets de mission à court terme	1	2	3	4	5
3.10	Aller à une école adventiste	1	2	3	4	5
3.11	Evangélisation (Donner des études bibliques, distribuer des livres, etc.)	1	2	3	4	5
3.12	Evénements sponsorisés par la Fédération	1	2	3	4	5
3.13	Le pasteur d'église	1	2	3	4	5
3.14	Le pasteur des jeunes	1	2	3	4	5
3.15	Les anciens de mon église locale	1	2	3	4	5
3.16	Questionnaire trimestriel d'étude de l'EDS	1	2	3	4	5
3.17	Campagnes d'évangélisation (Publiques)	1	2	3	4	5
3.18	Cellules	1	2	3	4	5
3.19	Publications adventistes (Journal de l'Union /de la Division)	1	2	3	4	5
3.20	Publication Adventiste (<i>Adventist Review/Adventist World</i>)	1	2	3	4	5
3.21	Publications de l'église sur internet	1	2	3	4	5
3.22	Famille	1	2	3	4	5
3.23	Amis	1	2	3	4	5
3.24	Sites internet	1	2	3	4	5
3.25	Radio Adventiste	1	2	3	4	5
3.26	Télévision Adventiste	1	2	3	4	5
3.27	Sermons du pasteur	1	2	3	4	5

Ci-dessous sont quelques questions concernant votre attitude envers la religion. Encerclez le numéro qui décrit votre réponse.

1 – Je ne suis pas d'accord 3 – Je ne suis pas sûr 5- Je suis entièrement d'accord
2 – J'ai tendance à ne pas être d'accord 4 – J'ai tendance à être d'accord

3.52	J'aime lire sur les Adventistes du septième jour	1	2	3	4	5
3.53	Je vais à l'église parce que cela m'aide à me faire des amis	1	2	3	4	5
3.54	Cela n'a pas d'importance aussi longtemps que je suis bon	1	2	3	4	5
3.55	Quelques fois je dois ignorer mes croyances religieuses à cause de ce que les gens pourraient penser de moi	1	2	3	4	5
3.56	C'est important pour moi de passer du temps dans la réflexion et la prière	1	2	3	4	5
3.57	J'ai souvent eu un sentiment très fort de la présence de Dieu	1	2	3	4	5
3.58	Je prie principalement pour avoir du soulagement et de la protection	1	2	3	4	5
3.59	J'essaye difficilement de vivre selon mes croyances religieuses	1	2	3	4	5
3.60	Ce que m'offre la religion le plus c'est le réconfort dans les moments difficiles	1	2	3	4	5
3.61	Ma religion est importante parce qu'elle répond à beaucoup de questions sur le sens de la vie	1	2	3	4	5
3.62	J'aurai préféré me joindre à un groupe d'étude biblique qu'à un groupe social de l'église	1	2	3	4	5
3.63	La prière c'est pour la paix et le bonheur	1	2	3	4	5
3.64	Même si je suis religieux, je ne laisse pas ma religion affecter ma vie de tous les jours	1	2	3	4	5
3.65	Je vais à l'église pour passer du temps avec mes amis	1	2	3	4	5
3.66	Toute mon approche de la vie est basée sur ma religion	1	2	3	4	5
3.67	Je vais à l'église principalement parce que j'aime voir les personnes que je connais là-bas	1	2	3	4	5
3.68	Je prie particulièrement parce qu'on m'a appris à prier	1	2	3	4	5
3.69	Les prières que je fais quand je suis tout seul sont aussi importantes pour moi que celles que je fais à l'église	1	2	3	4	5
3.70	Même si je crois dans ma religion, beaucoup d'autres choses me sont importantes	1	2	3	4	5

Instructions: Est-ce que vous avez souvent fait les choses suivantes ? Encerclez le numéro qui décrit le mieux votre réponse.

1 – Jamais 3 – Environ une fois par semaine 5 – Tous les jours
2 – Moins d'une fois par mois 4 – Plus d'une fois par semaine

3.71	Lire la Bible	1	2	3	4	5
3.72	S'engager dans des méditations personnelles	1	2	3	4	5
3.73	Lire les écrits d'Ellen G. White	1	2	3	4	5
3.74	Avoir des cultes de famille (<i>Des prières ou des méditations religieuses que vous faites en famille en dehors de l'église</i>)	1	2	3	4	5

*C'est très bien et vous avez presque terminé.
C'est la dernière section de notre enquête.*

4. CE QUI CONCERNE VOTRE CROYANCE

Encerclez le numéro qui décrit le mieux votre réponse. *Choisissez parmi ces réponses.* (Nous n'attendons pas à ce que vous soyez d'accord avec toutes les déclarations suivantes).

1 - Pas d'accord

3 – Plus d'accord que pas d'accord

2- Plus pas d'accord que d'accord

4 – Entièrement d'accord

4.1	Dieu aime tout le monde, et je devrais être en sûreté si je suis une bonne personne moralement	1	2	3	4
4.2	Je crois en un Dieu personnel qui cherche à établir une relation avec les êtres humains	1	2	3	4
4.3	Quand vous y réfléchissez, il y a seulement deux types de personnes dans le monde ; le juste, qui sera récompensé par Dieu, et le reste, qui ne le sera pas	1	2	3	4
4.4	Le Christianisme est à propos de Jésus qui donne le pouvoir de conquérir le péché dans ma vie	1	2	3	4
4.5	Je suis sauvé au moment où je crois et accepte ce qu'a fait Jésus pour moi	1	2	3	4
4.6	Je crois que Jésus est né d'une vierge	1	2	3	4
4.7	L'Eglise Adventiste du septième jour est la vraie église des derniers jours avec un message pour préparer le monde pour le Second Retour de Christ	1	2	3	4
4.8	Il n'y a pas de parties, ou d'ensembles d'Ecritures Bibliques, qui soient complètement sans erreur ou de contradiction	1	2	3	4
4.9	De toutes les personnes sur la terre, un groupe a une relation spéciale avec Dieu	1	2	3	4
4.10	Une relation avec Jésus est importante, mais je n'irai pas au ciel si je n'obéis pas à la loi de Dieu	1	2	3	4
4.11	J'attends que le monde tel que nous le connaissons connaisse une fin dans les prochaines 20 années	1	2	3	4
4.12	Si j'ai été baptisé, j'irai au ciel si je demeure une bonne personne toute ma vie	1	2	3	4
4.13	Je crois que Dieu créa le monde en exactement six jours de 24 heures chacun dans un passé récent	1	2	3	4
4.14	Je crois que Dieu créa le monde	1	2	3	4
4.15	Si je dois être sauvé, j'ai besoin d'être baptisé dans l'Eglise Adventiste du septième jour	1	2	3	4
4.16	L'Eglise Adventiste croit dans la « vérité présente » qui veut dire que les croyances doivent changer avec le temps	1	2	3	4
4.17	Le vrai Sabbat est le samedi, le septième jour	1	2	3	4
4.18	Quand une personne meurt, son corps reste dans la tombe et son esprit dort jusqu'à la résurrection	1	2	3	4
4.19	Je crois que la sorcellerie est réelle et que même les Chrétiens peuvent aller voir les sorciers pour avoir de la protection	1	2	3	4
4.20	Le fait que les hommes de Dieu, tels qu'Abraham, Jacob, David et Salomon, étaient des polygames, montre que Dieu approuve la polygamie.	1	2	3	4

4.21. Lisez attentivement les déclarations suivantes: puis cochez la SEULE déclaration qui est la plus proche de votre compréhension de ce qu'est la Bible.

APPENDIX D – SPANISH VERSION

ASOCIACION GENERAL DE LOS ADVENTISTAS DEL SEPTIMO DIA
División África del Centro y del Oeste



**Instrumento de Estudio y de Investigación para la Iglesia Valuegenesis:
Estudio de los Miembros de la Iglesia Adventista**

Fe, Creencias, Percepciones, Actitudes y Acciones

Este cuestionario concierne vuestras propias creencias, vuestra experiencia de fe, vuestras percepciones, vuestras actitudes y vuestra implicación dentro de vuestra iglesia local. Las informaciones que ustedes proporcionan, ayudará a los líderes de la iglesia a saber cómo reforzar y cómo comprender mejor vuestra vida religiosa. Usted es una de las personas seleccionadas para participar en ello, y vuestra ayuda es de gran importancia.

Lo que usted dirá en esta encuesta es anónima. No pedimos su nombre, tampoco códigos secretos que le podrían identificar.

Dignase responder a TODAS las preguntas de la manera más honesta posible. No pidan a nadie lo piensan sobre lo que debes responder. Deseamos conocer vuestros sentimientos, vuestras creencias, y vuestra opinión. No pase demasiado tiempo en una sola pregunta. Responda a cada pregunta de la mejor manera posible, luego pase rápidamente a la siguiente pregunta.

Deseamos que sepan que tenéis el derecho de no participar si así lo preferís. Una vez terminado, este cuestionario, ayudará a que los resultados sean más representativos y eficaces. Verdaderamente, queremos agradecerle por su ayuda.

1. VUESTROS DETALLES

Debemos conocer algunos detalles que le concierne a usted. Marque la opción que se aplican a usted.

1.1. ¿Cómo se describe usted así mismo?

- Negro
- Caucasiano/Blanco
- Asiático del este
- Latino/Hispano
- Asiático del sur
- Otro

1.2. ¿Cuál es tu género?

- Masculino Femenino

1.3. ¿Eres un miembro bautizado de la Iglesia Adventista del Séptimo día?

- Sí No

1.4. ¿Cuál es tu edad?

- | | | |
|---|----------------------------------|---|
| <input type="checkbox"/> Menor de 15 años | <input type="checkbox"/> 46 – 50 | <input type="checkbox"/> Más de 80 años |
| <input type="checkbox"/> 16 – 20 | <input type="checkbox"/> 51 – 55 | |
| <input type="checkbox"/> 21 – 25 | <input type="checkbox"/> 56 – 60 | |
| <input type="checkbox"/> 26 – 30 | <input type="checkbox"/> 61 – 65 | |
| <input type="checkbox"/> 31 – 35 | <input type="checkbox"/> 66 – 70 | |
| <input type="checkbox"/> 36 – 40 | <input type="checkbox"/> 71 – 75 | |
| <input type="checkbox"/> 41 – 45 | <input type="checkbox"/> 76 – 80 | |

1.5. ¿En cual país reside usted? _____

1.6. ¿Cuál es, aproximadamente la media de las veces en que usted ha asistido a un servicio de iglesia el año pasado?

- Ninguno
- 1 – 2
- Algunas veces
- Una vez por mes
- 2 – 3 veces por mes
- 4 o más por mes

1.7. ¿Cuál es tu nivel de estudios?

- Escuela primaria (elemental) solamente
- Escuela primaria (elemental) y un poco de la secundaria
- Escuela secundaria completa
- Poco tiempo en la universidad
- Diploma universitario
- Diplomado/a de una escuela profesional

1.8. ¿Has sido alumno de una escuela, colegio o universidad Adventista del Séptimo día?

(Marque todo lo que aplique a usted)

- Nunca he sido escolarizado en una institución adventista
- Poco tiempo en Primaria (Adventista)
- Escuela primaria adventista completada
- Poco tiempo en secundaria (Adventista)
- Escuela secundaria adventista completada
- Poco tiempo en la universidad (Adventista)
- Estudios universitarios adventista completada
- Escuela profesional adventista completada

1.9. ¿Eres adventista del séptimo día de nacimiento?

- Sí No

1.10. Si la respuesta es no, desde cuando es usted Adventista del Séptimo día? (¿Cuál es la mejor respuesta para usted?)

- | | |
|--|---|
| <input type="checkbox"/> Menos de un año | <input type="checkbox"/> 26-30 años |
| <input type="checkbox"/> 1-4 años | <input type="checkbox"/> 31-35 años |
| <input type="checkbox"/> 5-10 años | <input type="checkbox"/> 36-40 años |
| <input type="checkbox"/> 11-15 años | <input type="checkbox"/> 41-45 años |
| <input type="checkbox"/> 16-20 años | <input type="checkbox"/> 46-50 años |
| <input type="checkbox"/> 21-25 años | <input type="checkbox"/> Más de 50 años |

1.11. ¿ Es usted empleado por una institución que pertenece o que sea una filial de la Iglesia Adventista del Séptimo día ?

- Sí No

2. VUESTRA IGLESIA

Piense usted en la iglesia que frecuentas ahora. ¿Cuán verdadera es cada una de sus declaraciones?

2.1. ¿Cuántas veces va usted a los servicios de adoración de vuestra iglesia?

- Muy pocas veces por año
- Una o dos veces por mes
- Dos o tres veces por mes
- Una vez por semana
- Más de una vez por semana

2.2. Hubiera PREFERIDO ir a la iglesia:

- Algunas veces por mes
- Una o dos veces por mes
- Dos o tres veces por mes
- Aproximadamente una vez por semana
- Más de una vez por semana

2.3 ¿Cómo consideras tu implicación dentro de vuestra iglesia?

(Marca la respuesta que mejor describe tu unión con ella)

- No participo en todas las actividades de la Iglesia
- Me considero como un observador
- Me considero como un participante informal
- Me considero como un participante activo
- Me considero como un líder activo de mi iglesia

2.4. ¿Estas satisfecho de la iglesia que frecuentas? (haga un circulo en una cifra)

No satisfecho	Neutro	Muy satisfecho
1 2 3 4 5	6 7 8	9 10

2.5. ¿Qué características de la vida de Iglesia le motivaría dejar tu iglesia Adventista del Séptimo día local para adorar en otra congregación de fe diferente?

- Cuando los sermones son fastidiosos
- Cuando la iglesia es fría y poco calurosa
- Cuando no tienen actividades fuera de los servicios de fin de semana
- Cuando los servicios de adoración carecen de sentido
- Otro _____

2.6. ¿Qué características de la vida de Iglesia le motivaría dejar tu iglesia Adventista del Séptimo día local para adorar en otra Iglesia Adventista del Séptimo día?

- Cuando los sermones son fastidiosos
- Cuando la iglesia es fría y poco calurosa
- Cuando no tienen actividades fuera de los servicios de fin de semana
- Cuando los servicios de adoración carecen de sentido
- Otro _____

2.7. ¿Qué características de la vida de Iglesia le motivaría dejar tu iglesia Adventista del Séptimo día local para adorar en casa?

- Cuando los sermones son fastidiosos
- Cuando la iglesia es fría y poco calurosa
- Cuando no tienen actividades fuera de los servicios de fin de semana
- Cuando los servicios de adoración carecen de sentido
- Otro _____

Piense en tu experiencia con tu iglesia. (Incluya la Escuela Sabática, Estudios bíblicos, programas de juventud, ministerios de evangelización, servicios de adoración y lo que lo parezca). Para cada una de estas declaraciones, pon círculo en el número que le parece más cercano a la verdad:

1 – Jamás 2 – Algunas veces 3 – Siempre 4 – Casi en todo momento

2.8	Los programas de mi iglesia son interesantes	1	2	3	4
2.9	Los programas de mi iglesia me hacen reflexionar	1	2	3	4
2.10	Los monitores de la Escuela Sabática o los líderes me conocen bien	1	2	3	4
2.11	Mi pastor me conoce bien	1	2	3	4
2.12	Los líderes de la iglesia son calurosos y amigables	1	2	3	4
2.13	Puedo estar yo mismo en la iglesia (sin hacer lo parecido)	1	2	3	4
2.14	Los líderes de nuestra iglesia cuidan de mí	1	2	3	4
2.15	Anticipo ir a los programas de mi iglesia	1	2	3	4
2.16	Voy a los programas de la iglesia porque lo deseo	1	2	3	4
2.17	Mi iglesia me ayuda a acercarme más de Dios	1	2	3	4
2.18	Voy a las reuniones de células organizadas por la iglesia	1	2	3	4
2.19	Me siento inconfortable/culpable cuando no voy a la iglesia la mejor parte de los fines de semana	1	2	3	4
2.20	Me siento confiado de mi iglesia y de mi deber tan igual como mi reputación en el seno de la comunidad	1	2	3	4

¿Sostienes a la iglesia con tus dones? en caso de SÍ, vea las opciones 2.21 – 2.29. Si la respuesta es NO, vaya a la pregunta 2.30. Pon círculo en el número que describe mejor vuestra implicación en las oportunidades de las ofrendas siguientes para vuestra iglesia local. *Elija de entre estas respuestas:*

1 – Jamás 2 – Raramente 3 – A veces 4 – De vez en cuando
5 – En todo tiempo 6 – No me es aplicable

2.21	A través de mi diezmo	1	2	3	4	5	6
2.22	Ofrendas de la Escuela Sabática	1	2	3	4	5	6
2.23	La educación cristiana	1	2	3	4	5	6
2.24	Los fondos de construcción de la iglesia	1	2	3	4	5	6
2.25	El programa de misión de la iglesia	1	2	3	4	5	6
2.26	Los proyectos de evangelización de la iglesia	1	2	3	4	5	6
2.27	Doy mucho más la ofrenda del 13 ^{er} Sábado	1	2	3	4	5	6
2.28	Sostengo la escuela de la iglesia local	1	2	3	4	5	6
2.29	Mediante los fondos fiduciarios	1	2	3	4	5	6

Sobre una escala de 1 a 5 con el número 1 siendo el más bajo « no del todo » y el número 5 el más alto siendo « mucho más », pon círculo al número que describe mejor vuestro pastor.

No del todo Mucho
1 2 3 4 5

2.30	Entusiasta a propósito del ministerio	1	2	3	4	5
2.31	Útil en caso de necesidad	1	2	3	4	5
2.32	Inspira	1	2	3	4	5
2.33	Visita ocasionalmente a los miembros en sus casas	1	2	3	4	5
2.34	Sensible a las necesidades de los demás	1	2	3	4	5
2.35	Un buen predicador	1	2	3	4	5

2.36	Muestra un liderazgo espiritual autentico en el seno de la comunidad de vuestra iglesia	1	2	3	4	5
2.37	Receptivo a las nuevas ideas	1	2	3	4	5
2.38	Metódico en sus tareas pastorales	1	2	3	4	5

En tu experiencia con la Iglesia Adventista del séptimo día y el liderazgo de vuestra iglesia local, ¿acaso las declaraciones siguientes son verdaderas siempre o no? Pon circulo en el número que conviene a tu respuesta:

- 1 – Sin opinión 2 – Nunca verdadero 3 – Raramente verdadero 4 – Verdadero
5- De vez en cuando verdadero 6 – Siempre verdadero

Vuestro liderazgo en la Iglesia local...

2.39	Estas abierto a las nuevas ideas	1	2	3	4	5	6
2.40	Comunicas claramente la misión de la Iglesia	1	2	3	4	5	6
2.41	Haces lo suficiente para comprometer a los miembros en la misión	1	2	3	4	5	6
2.42	Se les habla fácilmente	1	2	3	4	5	6
2.43	Es activo al ayudar la iglesia local	1	2	3	4	5	6
2.44	Responde a las necesidades de la comunidad local	1	2	3	4	5	6
2.45	Fuera de alcance con las necesidades de la Iglesia local	1	2	3	4	5	6
2.46	Sostiene la implicación de los jóvenes en los servicios de adoración	1	2	3	4	5	6
2.47	Es creativo	1	2	3	4	5	6
2.48	Sostiene nuestra escuela local o de la federación / misión	1	2	3	4	5	6

2.49. ¿ Quien le trajo a usted a esta congregación ?, ¿Qué le atrajo originalmente en su adhesión a esta congregación ? (puedes elegir más de una respuesta)

- | | |
|---|--|
| <input type="checkbox"/> Mis amigos están aquí | <input type="checkbox"/> La reputación de la iglesia |
| <input type="checkbox"/> El programa de educación para adulto | <input type="checkbox"/> El programa infantil o para los jóvenes |
| <input type="checkbox"/> El programa de música | <input type="checkbox"/> La evangelización para la comunidad |
| <input type="checkbox"/> El estilo de adoración | <input type="checkbox"/> Los grupos de ayuda mutua |
| <input type="checkbox"/> Las doctrinas de la iglesia | <input type="checkbox"/> Los lazos de la congregación |
| <input type="checkbox"/> El pastor | <input type="checkbox"/> Un programa de evangelización |
| <input type="checkbox"/> La cercanía por donde vivo | |
| <input type="checkbox"/> Otro: _____ | |

2.50. En el pensamiento de lo que originalmente le atrajo a esta congregación, ¿cual es la razón principal que le hizo quedar para formar parte de esta congregación? (Puedes elegir más de una respuesta)

- | | |
|---|--|
| <input type="checkbox"/> Mis amigos están aquí | <input type="checkbox"/> La reputación de la iglesia |
| <input type="checkbox"/> El programa de educación para adulto | <input type="checkbox"/> El programa infantil y para los jóvenes |
| <input type="checkbox"/> El programa de música | <input type="checkbox"/> La evangelización para la comunidad |
| <input type="checkbox"/> El estilo de adoración | <input type="checkbox"/> Los grupos de ayuda mutua |
| <input type="checkbox"/> Las doctrinas de la iglesia | <input type="checkbox"/> Los lazos de la congregación |
| <input type="checkbox"/> El pastor | <input type="checkbox"/> Un programa de evangelización |
| <input type="checkbox"/> La cercanía por donde vivo | |
| <input type="checkbox"/> Otro: _____ | |

¿Cuán importante son los rasgos personales siguientes de vuestro liderazgo pastoral dentro de vuestra iglesia local? Pon circulo en el número que describe vuestra respuesta:

1 – No es importante

2 – Ligeramente importante

3 – Bastante importante

4 - Efectivamente importante

5 – Muy importante

2.51	Experto en los temas bíblicos y teológicos	1	2	3	4	5
2.52	Énfasis sobre el desarrollo y crecimiento espirituales	1	2	3	4	5
2.53	Provoca pensamientos y presenta desafíos	1	2	3	4	5
2.54	Reconforta y asegura	1	2	3	4	5
2.55	Predicación bíblica y docencia	1	2	3	4	5
2.56	Predica y enseña temas contemporáneos	1	2	3	4	5
2.57	Nuevas aproximaciones e ideas	1	2	3	4	5
2.58	Hace las cosas como siempre han sido	1	2	3	4	5
2.59	Toma decisiones firmes y decisivos	1	2	3	4	5
2.60	Anima las decisiones de los laicos	1	2	3	4	5
2.61	Estilo interpersonal relajado	1	2	3	4	5
2.62	Estilo interpersonal formal	1	2	3	4	5
2.63	Trabaja duro para cumplir sus tareas	1	2	3	4	5
2.64	Pone los sentimientos de los demás ante el cumplimiento de los objetivos	1	2	3	4	5
2.65	Ayuda a la gente a tomar conciencia de las cosas	1	2	3	4	5
2.66	Aconseja a las personas lo que hay que hacer	1	2	3	4	5
2.67	Reflexivo y reservado	1	2	3	4	5
2.68	Extravertido y comprometido socialmente	1	2	3	4	5
2.69	Mantiene una vida equilibrada	1	2	3	4	5
2.70	Se entrega completamente a la iglesia	1	2	3	4	5

2.71. De manera global, ¿en qué medida piensa usted que la congregación necesita aumentar o de mejorar sus esfuerzos en la *evangelización*?

- En estos momentos hacemos demasiado
- Hacemos bien
- Deberíamos aumentar o mejorar en una pequeña medida
- Deberíamos aumentar o mejorar en gran medida

2.72. De manera global, ¿en qué medida piensa usted que la congregación necesita aumentar o de mejorar sus esfuerzos de cuidar y de enseñar?

- En estos momentos hacemos demasiado
- Hacemos bien
- Deberíamos aumentar o mejorar en una pequeña medida
- Deberíamos aumentar o mejorar en gran medida

2.73. ¿En qué medida le gustaría estar implicado personalmente en la evangelización de vuestra congregación?

- No del todo
- En una pequeña medida
- En una medida moderada
- En gran medida

2.74. Sin el apoyo del servicio de adoración de mi iglesia local, siento que mi fe podría desaparecer gradualmente

- No del todo
 En una pequeña medida
 En una medida moderada
 En gran medida

2.75. Utilizo las informaciones del internet como medio para hacer que mi fe crezca.

- No del todo
 En una pequeña medida
 En una medida moderada
 En gran medida

3. VUESTRA VIDA RELIGIOSA

Cómo las siguientes cosas le han ayudado a desarrollar su vida religiosa? Pon circulo en el número que describa vuestra respuesta. Si nunca os habéis implicado, escoja « No se me aplica ».

- 1** – No se me aplica **2** – No de todo **3** – Algunas veces
4 – a veces **5** – Mucho

3.1	Escuela Sabática	1	2	3	4	5
3.2	Estudio personal de la Biblia y oración	1	2	3	4	5
3.3	Servicios de adoración de la iglesia	1	2	3	4	5
3.4	Culto de familia	1	2	3	4	5
3.5	Reuniones de oración	1	2	3	4	5
3.6	Semanas de oración en la iglesia	1	2	3	4	5
3.7	Retiros de iglesia	1	2	3	4	5
3.8	Evangelización de la iglesia a la comunidad	1	2	3	4	5
3.9	Proyectos de misión a corto plazo	1	2	3	4	5
3.10	Ir a una escuela adventista	1	2	3	4	5
3.11	Evangelización (Dar estudios bíblicos, distribuir libros, etc.)	1	2	3	4	5
3.12	Eventos patrocinados por la Federación	1	2	3	4	5
3.13	El Pastor de iglesia	1	2	3	4	5
3.14	El Pastor de los jóvenes	1	2	3	4	5
3.15	Los ancianos de mi iglesia local	1	2	3	4	5
3.16	Cuestionario trimestral del estudios de la Escuela Sabat	1	2	3	4	5
3.17	Campañas de evangelización (Publicas)	1	2	3	4	5
3.18	Células	1	2	3	4	5
3.19	Publicaciones adventistas (Diario de la Unión /de la División)	1	2	3	4	5
3.20	Publicación Adventista (Adventist Review/Adventist World)	1	2	3	4	5
3.21	Publicaciones de la iglesia en internet	1	2	3	4	5
3.22	Familia	1	2	3	4	5
3.23	Amigos	1	2	3	4	5
3.24	Sitios internet	1	2	3	4	5
3.25	Radio Adventista	1	2	3	4	5
3.26	Televisión Adventista	1	2	3	4	5
3.27	Sermones del pastor	1	2	3	4	5

Más abajo, tienen algunas preguntas con respecto a vuestra actitud hacia la religión. Pon círculo al número que describe vuestra respuesta.

- 1 – No estoy de acuerdo 3 – No estoy seguro 5- Estoy completamente de acuerdo
2 – Tiendo a no estar de acuerdo 4 – Tiendo a estar de acuerdo

3.52	Me gusta leer sobre los Adventistas del Séptimo día	1	2	3	4	5
3.53	Voy a la Iglesia por que me ayuda a tener amigos	1	2	3	4	5
3.54	Aquello no es tan importante en tanto que soy bueno	1	2	3	4	5
3.55	A veces debo ignorar mis creencias religiosas debido a lo que la gente podría pensar de mí	1	2	3	4	5
3.56	Es importante para mí de pasar el tiempo en la reflexión y la oración	1	2	3	4	5
3.57	Siempre he tenido un fuerte sentimiento de la presencia de Dios	1	2	3	4	5
3.58	Oro principalmente para tener protección y alivio	1	2	3	4	5
3.59	Intento difícilmente vivir según mis creencias religiosas	1	2	3	4	5
3.60	Lo que me ofrece la religión de más es animo en momentos difíciles	1	2	3	4	5
3.61	Mi religión es importante porque responde a las muchas preguntas sobre el sentido de la vida	1	2	3	4	5
3.62	Me hubiera gustado adherirme a un grupo de estudios bíblicos que a un grupo social de la Iglesia	1	2	3	4	5
3.63	La oración es por la paz y la felicidad	1	2	3	4	5
3.64	Aunque soy religioso, no dejo mi religión que afecte mi vida cotidiana	1	2	3	4	5
3.65	Voy a la iglesia para pasar un rato con mis amigos	1	2	3	4	5
3.66	Toda mi aproximación de la vida se basa en mi religión	1	2	3	4	5
3.67	Voy a la iglesia principalmente porque me gusta ver a la gente que conozco allá	1	2	3	4	5
3.68	Oro particularmente porque me han enseñado a orar	1	2	3	4	5
3.69	Las oraciones que hago, cuando estoy solo son tan importantes como aquellas que hago en la iglesia	1	2	3	4	5
3.70	Aunque creo en mi religión, otras muchas cosas me son muy importantes	1	2	3	4	5

Instrucciones: acaso has hecho siempre las siguientes cosas? Pon círculo en el numero que describe mejor tu respuesta.

- 1 – Jamás 3 – Alrededor de una vez por semana 5 – Todos los días
2 – Menos de una vez por mes 4 – Más de una vez por semana

3.71	Leer la Biblia	1	2	3	4	5
3.72	Comprometerse en las meditaciones personales	1	2	3	4	5
3.73	Leer los escritos de Elena G. White	1	2	3	4	5
3.74	Tener cultos de familia (<i>Oraciones o meditaciones religiosas que hacéis en familia fuera de la iglesia</i>)	1	2	3	4	5

*Está muy bien y casi has terminado.
Es la última sección de nuestra encuesta.*

4. LO QUE CONCIERNE TU CREENCIA

Pon círculo al número que describe mejor tu respuesta. *Elija de entre estas respuestas.* (No esperamos que estés de acuerdo con todas las declaraciones siguientes).

1 – Sin acuerdo

3 – Más de acuerdo que sin acuerdo

2- Más sin acuerdo que de acuerdo

4 – Enteramente de acuerdo

4.1	Dios ama a todos, y debería estar seguro de ello si soy moralmente una buena persona	1	2	3	4
4.2	Creo en un Dios personal que busca a establecer una relación con los seres humanos	1	2	3	4
4.3	Cuando reflexionas en ello, solo existen dos tipos de personas en el mundo ; el justo, quien será recompensado por Dios, y el resto, que no lo serán	1	2	3	4
4.4	El cristianismo es con respecto a Jesús que da el poder de conquistar el pecado en mi vida	1	2	3	4
4.5	Soy salvo en el momento en que creo y acepto lo que Jesús ha hecho por mí	1	2	3	4
4.6	Creo que Jesús nació de una virgen	1	2	3	4
4.7	La Iglesia Adventista del Séptimo día es la verdadera iglesia de los últimos días con un mensaje para preparar al mundo para la Segunda Venida de Cristo	1	2	3	4
4.8	No hay partes de las Escrituras Bíblicas que estén completamente sin error o contradicción	1	2	3	4
4.9	De todas las personas sobre la tierra, un grupo tiene una relación especial con Dios	1	2	3	4
4.10	Una relación con Jesús es importante, pero no iré al cielo si no obedezco a la ley de Dios	1	2	3	4
4.11	Espero que el mundo que conocemos conozca un fin en los próximos 20 años	1	2	3	4
4.12	Si he sido bautizado, iré al cielo si permanezco una buena persona toda la vida	1	2	3	4
4.13	Creo que Dios creó al mundo en exactamente seis días de 24 horas cada uno en un pasado reciente	1	2	3	4
4.14	Creo que Dios creó el mundo	1	2	3	4
4.15	Si debo ser salvo, necesito ser bautizado en la Iglesia Adventista del Séptimo día	1	2	3	4
4.16	La iglesia Adventista cree en la « verdad presente » que quiere decir que las creencias deben cambiar con el tiempo	1	2	3	4
4.17	El verdadero Sabbat es el sábado séptimo día	1	2	3	4
4.18	Cuando una persona muere, su cuerpo queda en la tumba y su espíritu duerme hasta la resurrección	1	2	3	4
4.19	Creo que la brujería es real y que, aun los cristianos pueden ir a consultar a los brujos en busca de protección	1	2	3	4
4.20	El hecho de que los hombres de Dios, como Abraham, Jacob, David y Salomón, hayan sido polígamos, muestra que Dios aprueba la poligamia	1	2	3	4

4.21. Lea atentamente las declaraciones siguientes y marca la UNICA declaración más cercana a lo que comprendes acerca de la Biblia.

- La Biblia ya no contiene la verdad o el conocimiento que contienen los otros libros de las otras religiones del mundo
- La Biblia es la obra de personas que han coleccionado historias que han fabricado para explicar los misterios de la vida. Ella contiene una sabiduría inmensa sobre la experiencia humana
- La Biblia es la obra de personas que verdaderamente amaban a Dios y que deseaban compartir su comprensión de las actividades de Dios en el mundo
- La Biblia es la obra de personas inspiradas de Dios y que representaban el mensaje de Dios en función de su época y lugar
- La Biblia es la obra de personas que han copiado lo que Dios les dijo palabra por palabra y que han escrito sin ser influenciados por su alrededor y su época
- La Biblia es la obra de personas que Dios inspiró y que, aunque expresaron el mensaje con palabra propias de su época y de su medio, expresaron verdades eternas

4.22. Lea atentamente las siguientes declaraciones; luego marque la UNICA declaración más cercana a lo que comprendes de los escritos de Elena G. White.

- Ignoro quién es Elena G. White
- Los escritos de Elena White no contienen más verdad o sabiduría que cualquier otro libro escrito por los líderes de las otras religiones
- Elena G. White era una persona que fabricaba historias de consejos sobrenaturales para explicar los misterios de la vida. Sus escritos contienen gran parte de sabiduría sobre la experiencia humana
- Elena G. White fue inspirada por Dios y presentó el mensaje de Dios en función de su medio y de su época
- Elena G. White ha copiado lo que Dios la dijo, palabra por palabra, y escribió sin ser influenciado por su medio y por su época

Hasta que punto acepta usted las enseñanzas individuales siguientes de la Iglesia Adventista del Séptimo día? Pon circulo en el número que describe mejor tu respuesta.

1 – Yo lo acepto de todo corazón

4 – Tengo grandes dudas

2 – Lo acepto por que lo enseña la iglesia

5 – No acepto las enseñanzas de la iglesia

3 – Tengo reservas

6 – Esta pregunta no es importante para mi

4.23	Jesucristo es el Hijo de Dios	1	2	3	4	5	6
4.24	El juicio investigativo comenzó en 1.844	1	2	3	4	5	6
4.25	La interpretación de las profecías de los últimos tiempos de la Iglesia	1	2	3	4	5	6
4.26	Elena G. White era una mensajera inspirada de la Iglesia Adventista	1	2	3	4	5	6
4.27	Las normas adventistas con respecto a la salud	1	2	3	4	5	6
4.28	Las normas adventistas con respecto a la modestia y a la simplicidad vestimentaria	1	2	3	4	5	6

4.29. ¿Cómo describirías la actitud de usted hacia la religión y la espiritualidad?

- Soy religioso pero no espiritual
- Soy espiritual y no religioso
- Soy espiritual y religioso
- No soy ni espiritual ni religioso

*Gracias por ayudarnos con esta Evaluación del Miembro de Iglesia.
Apreciamos sinceramente vuestra ayuda en este proyecto de investigación.*